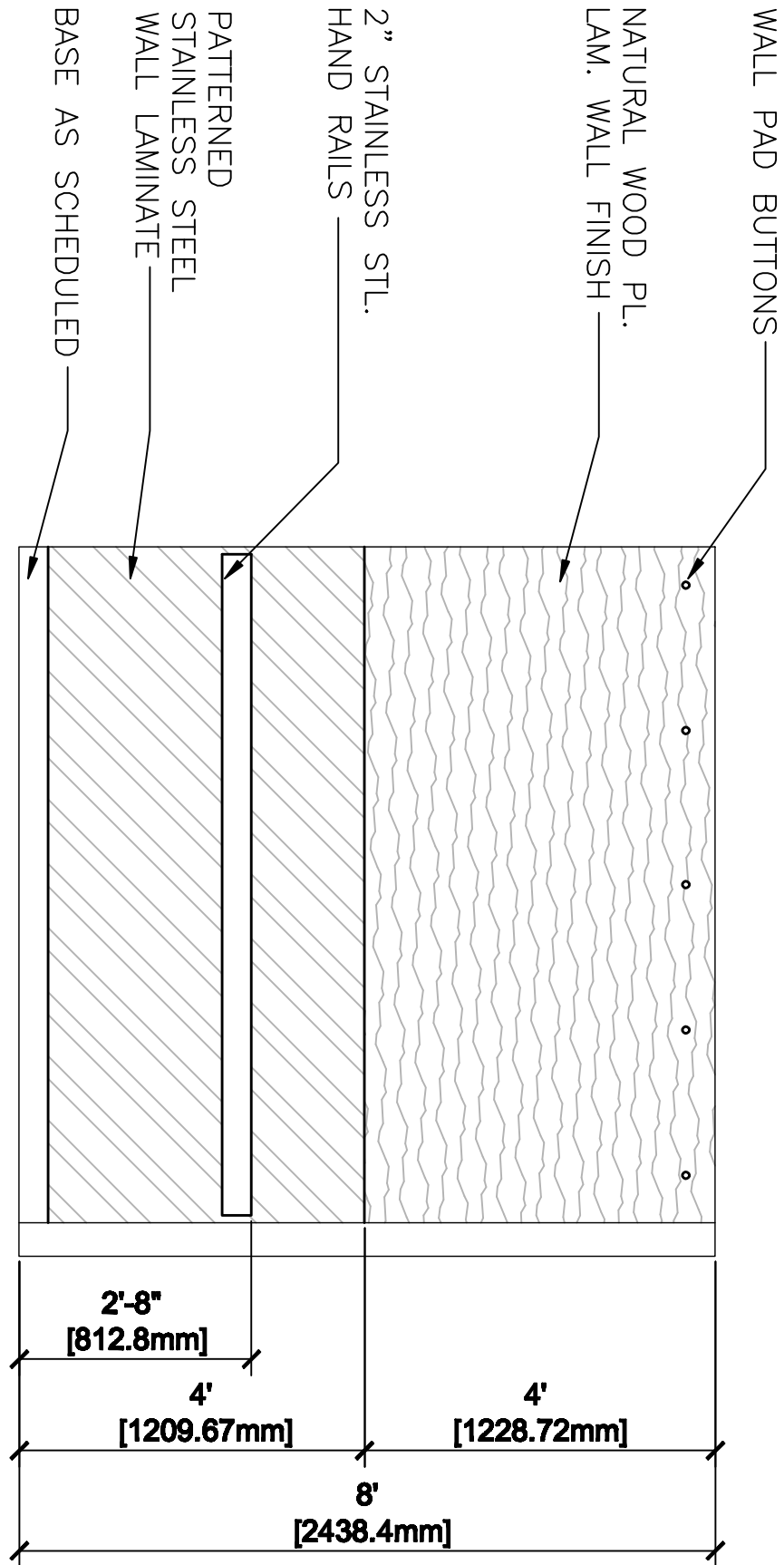
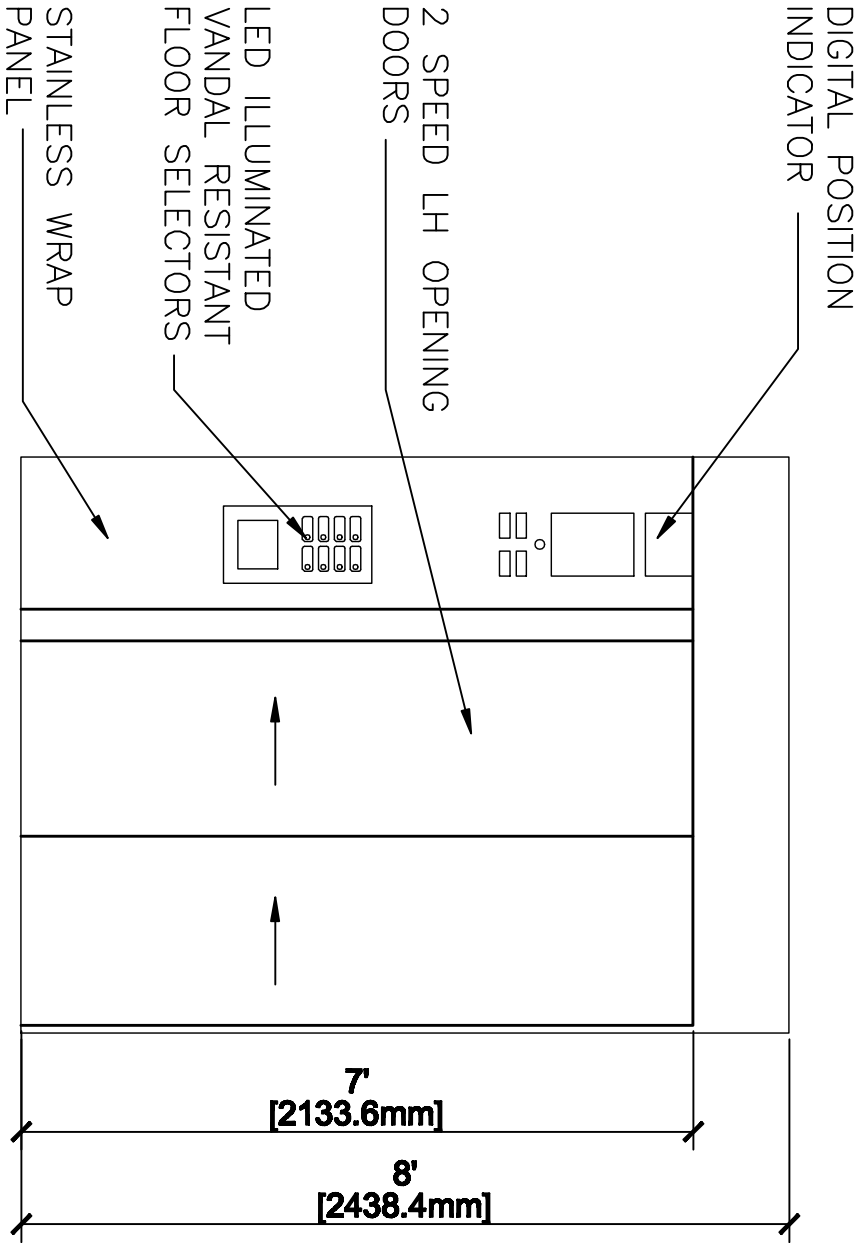


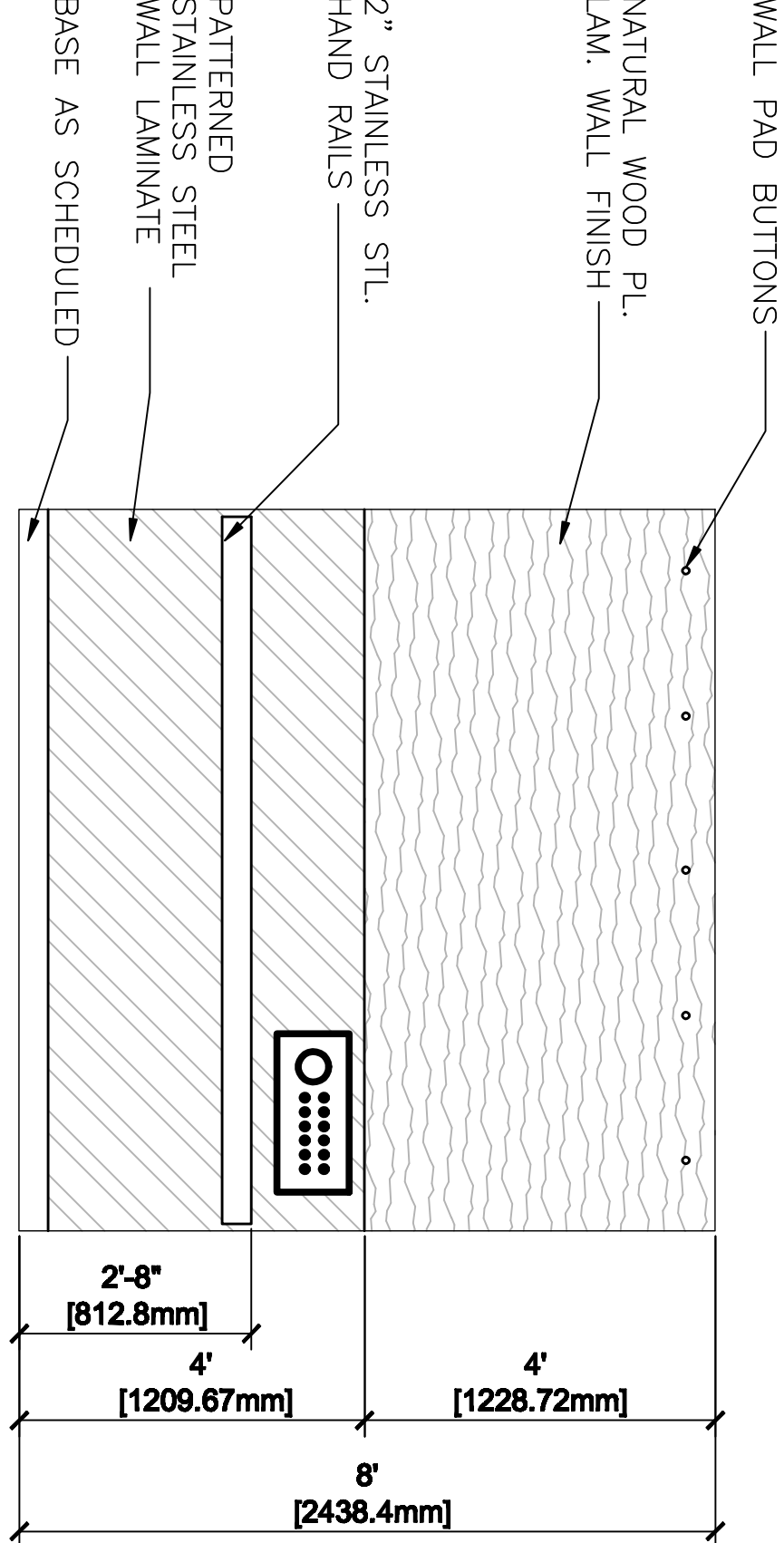
6 INTERIOR ELEVATOR ELEVATION  
AS502 SCALE: 1/2" = 1'-0"



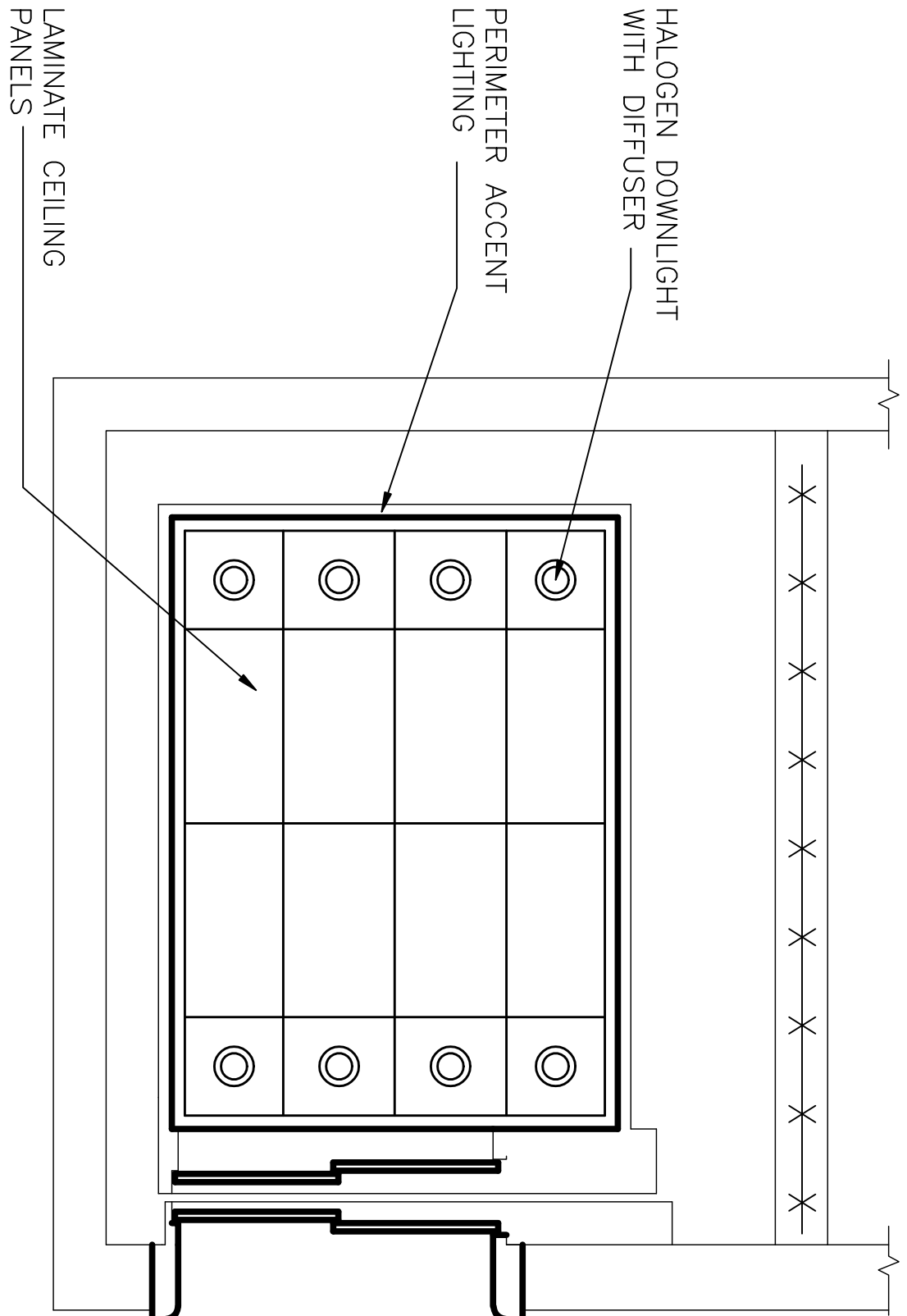
5 INTERIOR ELEVATOR ELEVATION  
AS502 SCALE: 1/2" = 1'-0"



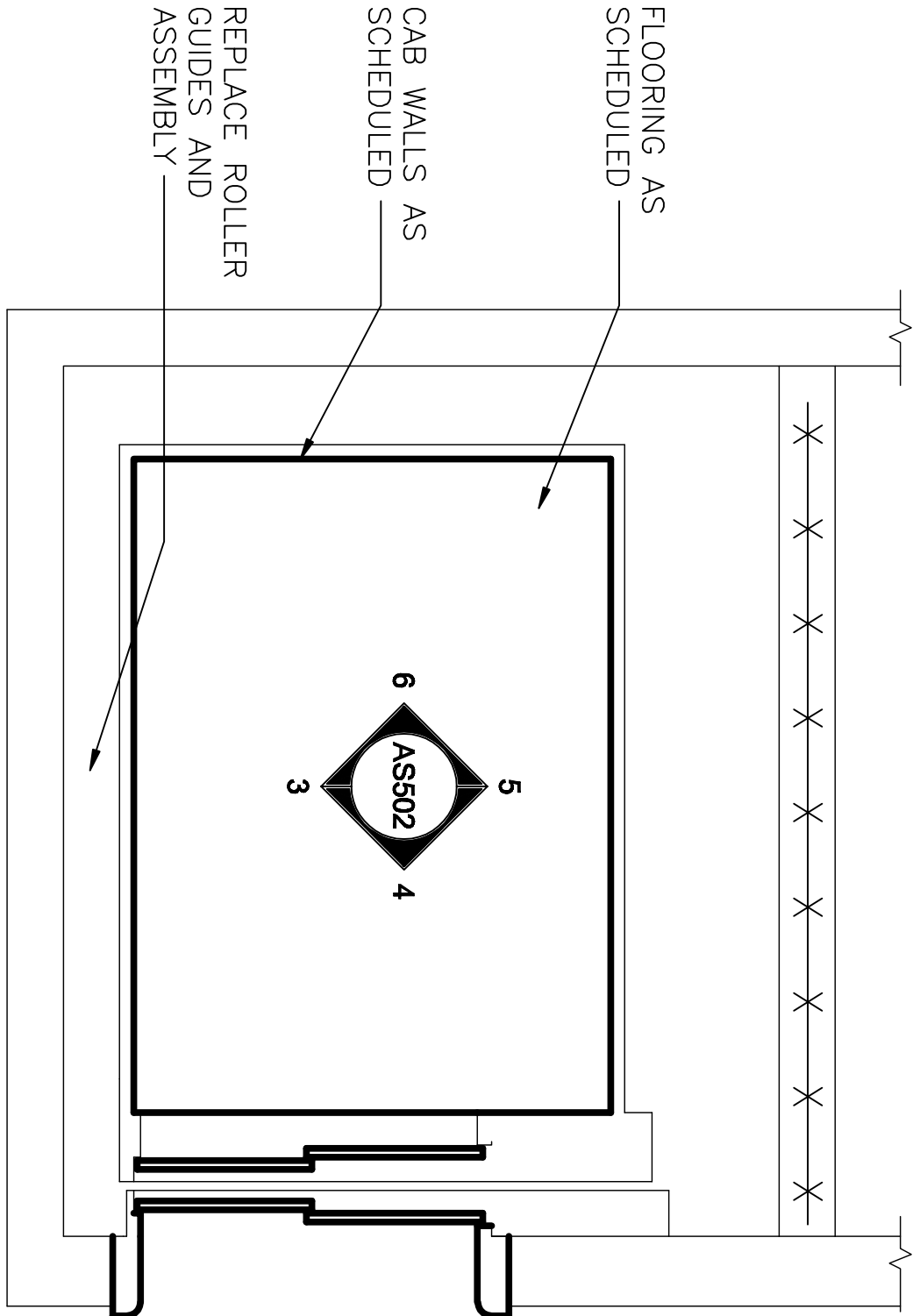
4 INTERIOR ELEVATOR ELEVATION  
AS502 SCALE: 1/2" = 1'-0"



3 INTERIOR ELEVATOR ELEVATION  
AS502 SCALE: 1/2" = 1'-0"



2 PLAN DETAIL - STANDARD ELEVATOR CAB CEILING PLAN  
AS502 SCALE: 1/2" = 1'-0"



1 PLAN DETAIL - STANDARD ELEVATOR CAB PLAN  
AS502 SCALE: 1/2" = 1'-0"

NOTES (BOTH ELEVATORS):

- THE FOLLOWING INTERIOR UPGRADE WILL BE ACCOMPLISHED AND MADE PART OF THE SCOPE OF WORK:
1. REUSE EXISTING CAB SHELL
  2. REPLACE EXISTING CAR SLING AND PLATFORM.
  3. REPLACE EXISTING CAB INTERIOR WITH PATTERNED STAINLESS STEEL AND LAMINATE WALL PANELS.
  4. INSTALL NEW CARTOP EXIT SWITCH.
  5. REPLACE FAN.
  6. REPLACE CAR DOOR AND DOOR GIBS.
  7. REPLACE CAR ROLLER GUIDES AND ASSEMBLY.
  8. REPLACE CABLING.
  9. NEW CABLE STRAIN LOAD-WEIGHING DEVICE.
  10. NEW TOE GUARD TO MEET 2007 CODE REQUIREMENTS.

FINISH NOTES (BOTH ELEVATORS):

- CABWALLS:**  
1.6 GAUGE #4 STAINLESS STEEL WALLS.  
REMOVABLE APPLIED PANELS HAVE 3/4" PARTICLE BOARD CORES WITH 1/4" LAMINATE BACKING SHEETS. APPLIED PANELS ARE FACED WITH 5904 WILD CHERRY PLASTIC LAMINATE AND #4 STAINLESS STEEL AND EDGED WITH 5904 WILD CHERRY PLASTIC LAMINATE
- CAB TOP:**  
1.4 GAUGE STEEL TOP, REINFORCED TO COMPLY WITH ASME A17.1 CODE. THE EXTERIOR IS PRIMED AND THE INTERIOR PAINTED 1-114 REFLECTIVE WHITE
- SUSPENDED CEILING:**  
THE DOWN LIGHT CEILING CONSIST OF A 3/4" PARTICLE BOARD WITH LAMINATE BACKING SHEET, FACED AND EDGED WITH #4 STAINLESS STEEL, WITH DOWN LIGHT RECEPTACLES AS REQUIRED
- LIGHTING:**  
HALOGEN LIGHTING
- EMERGENCY EXIT:**  
TOP EMERGENCY EXIT PROVIDED WITH CARTOP EXIT SWITCH
- CAB FLOORING:**  
CENTIVA GP3214-C-SW-SF, 4"x36"
- HANDBRAILS:**  
REMOVABLE 1/4"x2" STAINLESS STEEL #4 REMOVABLE CONTINUOUS BAR
- BASE:**  
ROPEE 6" COVE BASE - COLOR 100 BLACK

CONSULTANTS:

ARCHITECT/ENGINEERS:

**POND**  
ARCHITECTS • ENGINEERS • INTERIORS  
1000 1/2 Avenue North  
Suite 600  
Nacogdoches, GA 30052  
Phone: 706-336-7740  
Web: www.pondco.com

Copyright © 2011 by Pond & Company. All rights reserved. No copying or distribution of these drawings is permitted without the express written agreement of Pond & Company.

Drawing Title  
ELEVATOR INTERIOR DETAILS

Project Title  
Birmingham VA  
Replacement of Elevators  
Eight and Nine

Project Number  
521-10-114  
Building Number  
1A

Office of  
Construction  
and Facilities  
Management

Approved: Project Director

Location  
700 South 19th St. Birmingham, AL

Drawing Number  
AS502  
Dwg. 10 of 18

Date  
FEBRUARY 2, 2011

Checked  
DRW

Department of  
Veterans Affairs