

September 17, 2012

Mr. David Siddons, Project Coordinator, LEED AP
Saunders Architects-Engineers
5105 DTC Parkway, Suite 250
Greenwood Village, CO 80111

RE: Limited Asbestos Survey/Inspection
Audie L. Murphy VA Hospital
2nd Floor Nuclear Medicine
7400 Merton Minter
San Antonio, TX
PSI Project No.: 0435-1198

Dear Mr. Siddons,

On August 28, 2012, Mr. Joe Leal, a Texas Department of State Health Services licensed Asbestos Inspector (DSHS License No. 602035) with Professional Service Industries, Inc. (PSI) collected 42 bulk samples of suspect asbestos-containing materials (ACM) from the proposed 2nd floor Nuclear medicine suites and the interstitial space above at the Audie Murphy Memorial Veterans Administration Hospital located at 7400 Merton Minter in San Antonio, Texas. The suspect building materials included, various HVAC duct mastic, 2'x4' ceiling tiles, spray-applied fire proofing, mail chute coating, pipe fitting debris, various drywall/joint compound systems, various 12"x12" floor tile and associated mastics and covebase and associated mastic material. Asbestos was identified in the pipe coating of the chilled water and roof drain lines in the interstitial space, and in the 12x12 floor tile and associated mastic.

The bulk samples were collected in accordance with Texas DSHS regulations. The bulk samples collected were analyzed in PSI's laboratory using polarized light microscopy with dispersion staining (PLM/DS). Analytical results are included as an attachment. The analytical results and a description of the suspect ACBM is provided in the following table.

Proposed Nuclear Medicine Suites

Homo. Area	Material Description/Location	Classification	Friable/ Non-Friable	Sample Numbers	Percent Asbestos
01	Spray-applied fireproofing/Structural beams in interstitial space	Surfacing	Friable	N-01, N-02, N-03	NAD
02	Beige HVAC duct seam mastic/Interstitial space	Miscellaneous	Non-friable	N-04, N-05, N-06	NAD
03	Mail chute coating/Interstitial space	Miscellaneous	Non-friable	N-07, N-08, N-09	NAD
04	Pipe fitting insulation debris/Interstitial space	Thermal System Insulation	Friable	N-10, N-11, N-12	NAD

Homo. Area	Material Description/Location	Classification	Friable/ Non-Friable	Sample Numbers	Percent Asbestos
05	Pipe coating on CW and roof drain lines/Interstitial space	Thermal System Insulation	Non-friable	N-13,N-14, N-15	3%CH
06	3' exhaust pipe insulation/Interstitial space	Thermal System Insulation	Non-friable	N-16,N-17, N-18	NAD
07	White HVAC Seam Mastic/main HVAC trunk line	Thermal System Insulation	Non-friable	N-19,N-20, N-21	NAD
08	2'x4' Fissure ceiling tile/2 nd floor	Miscellaneous	Friable	N-22,N-23, N-24	NAD
09	Drywall/ joint compound/ Rooms 208-214	Miscellaneous	Non-friable	N-25,N-26, N-27	Drywall-NAD Joint cmpd.-NAD
10	White covebase/mastic	Miscellaneous	Non-friable	N-28,N-29, N-30	Covebase-NAD Mastic.-NAD
11	12"x12" Light green floor tile and associated mastic (includes a very small amount of black mastic)	Miscellaneous	Non-friable	N-31,N-32, N-33	Floor tile-NAD Mastic.-<1%CH
12	12"x12" Streaked floor tile and associated mastic	Miscellaneous	Non-friable	N-34,N-35, N-36	Floor tile-2%CH Mastic.-4%CH
13	Black covebase/mastic	Miscellaneous	Non-friable	N-37,N-38, N-39	Covebase-NAD Mastic.-NAD
14	Drywall/joint compound/2 nd floor-K 200 rooms	Miscellaneous	Non-friable	N-40,N-41, N-42	Drywall-NAD Joint cmpd.-<1%CH

CH = Chrysotile Asbestos

NAD = No Asbestos Detected

Professional Service Industries, Inc. (PSI) appreciates the opportunity to assist you with your renovation projects. If you should have any questions concerning the information provided, please do not hesitate to contact us at (210) 342-9377.

Respectfully submitted,

Professional Service Industries, Inc.



Guy L. Roberts
Principal Consultant, DSHS AIC # 105465

Attachments: Warranty
Laboratory Results
Texas DSHS Licenses

Warranty

The field and laboratory results reported herein are considered sufficient in detail and scope to determine the presence of accessible and/or exposed suspect asbestos-containing building materials (ACBM) for the renovation activities in accordance with the authorized scope of services. Professional Service Industries, Inc. (PSI) warrants that the findings contained herein have been prepared in general accordance with accepted professional practices at the time of its preparation as applied by similar professionals in the community. Changes in the state of the art or in applicable regulations cannot be anticipated and have not been addressed in this report.

Test results are valid only for the materials tested. There is a distinct possibility that conditions may exist which could not be identified within the scope of the study or which were not apparent during the site visit. This inspection covered only those areas that were exposed and/or physically accessible to the inspector. The study is also limited to the information available from the client at the time it was conducted.

As directed by the client, PSI did not provide any service to investigate or detect the presence of moisture, mold or other biological contaminants in or around any structure, or any service that was designed or intended to prevent or lower the risk of the occurrence of the amplification of the same. Client acknowledges that mold is ubiquitous to the environment with mold amplification occurring when building materials are impacted by moisture. Client further acknowledges that site conditions are outside of PSI's control, and that mold amplification will likely occur, or continue to occur, in the presence of moisture. As such, PSI cannot and shall not be held responsible for the occurrence or recurrence of mold amplification.

No other warranties are implied or expressed.

REPORT OF BULK SAMPLE ANALYSIS FOR ASBESTOS

TESTED FOR: PSI, Inc
Three Burwood Lane
San Antonio, TX 78216
Attn: John Langan

Project ID: 04351198
VA Hospital

Date Received: 9/13/2012

Date Completed: 9/17/2012

Date Reported: 9/17/2012

Analyst: SB		Work Order: 1209249		Page: 1 of 4	
Client ID	Lab ID (Layer)	Sample Description (Color, Texture, Etc.) <i>Analyst's Comment</i>	Asbestos Content (Percent and Type)	Non-asbestos Fibers (Percent and Type)	
N-01	001A	(1) Gray, Not Provided, Homogeneous	NO ASBESTOS DETECTED	50%	Fibrous Glass
N-02	002A	(1) Gray, Not Provided, Homogeneous	NO ASBESTOS DETECTED	50%	Fibrous Glass
N-03	003A	(1) Gray, Not Provided, Homogeneous	NO ASBESTOS DETECTED	50%	Fibrous Glass
N-04	004A	(1) Beige, Not Provided, Homogeneous	NO ASBESTOS DETECTED	15%	Fibrous Glass
				15%	Cellulose Fiber
N-05	005A	(1) Beige, Not Provided, Homogeneous	NO ASBESTOS DETECTED	3%	Cellulose Fiber
				5%	Fibrous Glass
N-06	006A	(1) Beige, Not Provided, Homogeneous	NO ASBESTOS DETECTED	15%	Fibrous Glass
N-07	007A	(1) Yellow, Not Provided, Homogeneous	NO ASBESTOS DETECTED	None Reported	
N-08	008A	(1) Yellow, Not Provided, Homogeneous	NO ASBESTOS DETECTED	None Reported	
N-09	009A	(1) Yellow, Not Provided, Homogeneous	NO ASBESTOS DETECTED	None Reported	
N-10	010A	(1) Beige, Not Provided, Homogeneous	NO ASBESTOS DETECTED	3%	Cellulose Fiber
				30%	Fibrous Glass
N-11	011A	(1) Beige, Not Provided, Homogeneous	NO ASBESTOS DETECTED	3%	Cellulose Fiber
				30%	Fibrous Glass

Quantitation is based on a visual estimation of the relative area of bulk sample components, unless otherwise noted in the "Comments" section of this report. The results are valid only for the item tested. This report may not be used to claim product endorsement by NVLAP or any agency of the U.S. Government. Method used: E.P.A. Method for the Determination of Asbestos in Bulk Building Materials (EPA / 600/R-93/116 July 1993). Polarized Light Microscopy is not consistently reliable in detecting asbestos in floor coverings and similar non-friable organically bound materials. Quantitative Transmission Electron Microscopy is currently the only method that can be used to determine if the material can be considered or treated as non-asbestos containing. Samples will be disposed of within 30 days unless notified in writing by the client. No part of this report may reproduced, except in full, without written permission of the laboratory. The reporting limit is 1% by weight. NVLAP Lab Code 101350-0.


Respectfully submitted,
PSI, Inc.

Maureen L. Sammons
Approved Signatory
Maureen Sammons

Client ID	Lab ID (Layer)	Sample Description (Color, Texture, Etc.) <i>Analyst's Comment</i>	Asbestos Content (Percent and Type)	Non-asbestos Fibers (Percent and Type)
N-12	012A	(1) Beige, Not Provided, Homogeneous	NO ASBESTOS DETECTED	3% Cellulose Fiber 30% Fibrous Glass
N-13	013A	(1) Off-White, Not Provided, Homogeneous	NO ASBESTOS DETECTED	3% Fibrous Glass 5% Wollastonite
N-14	014A	(1) Off-White, Not Provided, Homogeneous	3% Chrysotile	3% Fibrous Glass
N-15	015A	Sample Not Tested		
N-16	016A	(1) Beige, Not Provided, Homogeneous	NO ASBESTOS DETECTED	None Reported
N-17	017A	(1) Beige, Not Provided, Homogeneous	NO ASBESTOS DETECTED	None Reported
N-18	018A	(1) Beige, Not Provided, Homogeneous	NO ASBESTOS DETECTED	None Reported
N-19	019A	(1) White, Not Provided, Homogeneous	NO ASBESTOS DETECTED	3% Fibrous Glass 6% Cellulose Fiber
N-20	020A	(1) White, Not Provided, Homogeneous	NO ASBESTOS DETECTED	3% Cellulose Fiber
N-21	021A	(1) White, Not Provided, Homogeneous	NO ASBESTOS DETECTED	3% Cellulose Fiber
N-22	022A	(1) White, Ceiling Tile, Homogeneous	NO ASBESTOS DETECTED	30% Cellulose Fiber 30% Fibrous Glass
N-23	023A	(1) White, Ceiling Tile, Homogeneous	NO ASBESTOS DETECTED	30% Cellulose Fiber 30% Fibrous Glass
N-24	024A	(1) White, Ceiling Tile, Homogeneous	NO ASBESTOS DETECTED	30% Cellulose Fiber 30% Fibrous Glass
N-25	025A	(1) Beige, Sheetrock, Homogeneous	NO ASBESTOS DETECTED	3% Fibrous Glass 7% Cellulose Fiber
		(2) White, Joint Compound, Homogeneous	NO ASBESTOS DETECTED	None Reported

Quantitation is based on a visual estimation of the relative area of bulk sample components, unless otherwise noted in the "Comments" section of this report. The results are valid only for the item tested. This report may not be used to claim product endorsement by NVLAP or any agency of the U.S. Government. Method used: E.P.A. Method for the Determination of Asbestos in Bulk Building Materials (EPA / 600/R-93/116 July 1993). Polarized Light Microscopy is not consistently reliable in detecting asbestos in floor coverings and similar non-friable organically bound materials. Quantitative Transmission Electron Microscopy is currently the only method that can be used to determine if the material can be considered or treated as non-asbestos containing. Samples will be disposed of within 30 days unless notified in writing by the client. No part of this report may reproduced, except in full, without written permission of the laboratory. The reporting limit is 1% by weight. NVLAP Lab Code 101350-0.

Respectfully submitted,
PSI, Inc.

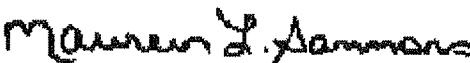


Approved Signatory
Maureen Sammons

Client ID	Lab ID (Layer)	Sample Description (Color, Texture, Etc.) <i>Analyst's Comment</i>	Asbestos Content (Percent and Type)	Non-asbestos Fibers (Percent and Type)
N-26	026A	(1) Beige, Sheetrock, Homogeneous	NO ASBESTOS DETECTED	3% Fibrous Glass 7% Cellulose Fiber
		(2) White, Joint Compound, Homogeneous	NO ASBESTOS DETECTED	None Reported
N-27	027A	(1) White, Sheetrock, Homogeneous	NO ASBESTOS DETECTED	3% Fibrous Glass 7% Cellulose Fiber
		(2) White, Joint Compound, Homogeneous	NO ASBESTOS DETECTED	None Reported
N-28	028A	(1) Beige, Covebase, Homogeneous	NO ASBESTOS DETECTED	None Reported
		(2) Yellow, Mastic, Homogeneous	NO ASBESTOS DETECTED	None Reported
N-29	029A	(1) Beige, Covebase, Homogeneous	NO ASBESTOS DETECTED	None Reported
		(2) Yellow, Mastic, Homogeneous	NO ASBESTOS DETECTED	None Reported
N-30	030A	(1) Beige, Covebase, Homogeneous	NO ASBESTOS DETECTED	None Reported
		(2) Yellow, Mastic, Homogeneous	NO ASBESTOS DETECTED	None Reported
N-31	031A	(1) Gray, Floor Tile, Homogeneous	NO ASBESTOS DETECTED	None Reported
		(2) Yellow, Mastic, Homogeneous	< 1% Chrysotile	None Reported
		<i>Includes A Very Small Amount Of Black Mastic</i>		
N-32	032A	(1) Gray, Floor Tile, Homogeneous	NO ASBESTOS DETECTED	None Reported
		(2) Yellow, Mastic, Homogeneous	NO ASBESTOS DETECTED	None Reported
N-33	033A	(1) Gray, Floor Tile, Homogeneous	NO ASBESTOS DETECTED	None Reported
		(2) Yellow, Mastic, Homogeneous	NO ASBESTOS DETECTED	None Reported
N-34	034A	(1) Gray, Floor Tile, Homogeneous	2% Chrysotile	None Reported
		(2) Black, Mastic, Homogeneous	4% Chrysotile	None Reported
N-35	035A	Sample Not Tested		
N-36	036A	Sample Not Tested		
N-37	037A	(1) Black, Covebase, Homogeneous	NO ASBESTOS DETECTED	None Reported
		(2) Yellow, Mastic, Homogeneous	NO ASBESTOS DETECTED	None Reported
		(3) Brown, Mastic, Homogeneous	NO ASBESTOS DETECTED	None Reported
N-38	038A	(1) Black, Covebase, Homogeneous	NO ASBESTOS DETECTED	None Reported
		(2) Yellow, Mastic, Homogeneous	NO ASBESTOS DETECTED	None Reported

Quantitation is based on a visual estimation of the relative area of bulk sample components, unless otherwise noted in the "Comments" section of this report. The results are valid only for the item tested. This report may not be used to claim product endorsement by NVLAP or any agency of the U.S. Government. Method used: E.P.A. Method for the Determination of Asbestos in Bulk Building Materials (EPA / 600/R-93/116 July 1993). Polarized Light Microscopy is not consistently reliable in detecting asbestos in floor coverings and similar non-friable organically bound materials. Quantitative Transmission Electron Microscopy is currently the only method that can be used to determine if the material can be considered or treated as non-asbestos containing. Samples will be disposed of within 30 days unless notified in writing by the client. No part of this report may reproduced, except in full, without written permission of the laboratory. The reporting limit is 1% by weight. NVLAP Lab Code 101350-0.

Respectfully submitted,
PSI, Inc.


Approved Signatory
Maureen Sammons

Analyst: SB

Work Order: 1209249

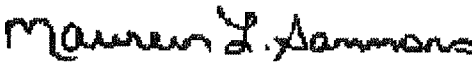
Page: 4 of 4

Client ID	Lab ID (Layer)	Sample Description (Color, Texture, Etc.) <i>Analyst's Comment</i>	Asbestos Content (Percent and Type)	Non-asbestos Fibers (Percent and Type)
N-39	039A	(1) Black, Covebase, Homogeneous	NO ASBESTOS DETECTED	None Reported
		(2) Yellow, Mastic, Homogeneous	NO ASBESTOS DETECTED	None Reported
N-40	040A	(1) Beige, Sheetrock, Homogeneous	NO ASBESTOS DETECTED	3% Fibrous Glass 7% Cellulose Fiber
		(2) White, Joint Compound, Homogeneous	< 1% Chrysotile	None Reported
N-41	041A	(1) Beige, Sheetrock, Homogeneous	NO ASBESTOS DETECTED	3% Fibrous Glass 7% Cellulose Fiber
		(2) White, Joint Compound, Homogeneous	< 1% Chrysotile	None Reported
N-42	042A	(1) Beige, Sheetrock, Homogeneous	NO ASBESTOS DETECTED	3% Fibrous Glass 7% Cellulose Fiber
		(2) White, Joint Compound, Homogeneous	< 1% Chrysotile	None Reported

Report Notes: (PT) Point Count Results


Quantitation is based on a visual estimation of the relative area of bulk sample components, unless otherwise noted in the "Comments" section of this report. The results are valid only for the item tested. This report may not be used to claim product endorsement by NVLAP or any agency of the U.S. Government. Method used: E.P.A. Method for the Determination of Asbestos in Bulk Building Materials (EPA / 600/R-93/116 July 1993). Polarized Light Microscopy is not consistently reliable in detecting asbestos in floor coverings and similar non-friable organically bound materials. Quantitative Transmission Electron Microscopy is currently the only method that can be used to determine if the material can be considered or treated as non-asbestos containing. Samples will be disposed of within 30 days unless notified in writing by the client. No part of this report may reproduced, except in full, without written permission of the laboratory. The reporting limit is 1% by weight. NVLAP Lab Code 101350-0.

Respectfully submitted,
PSI, Inc.


Approved Signatory
Maureen Sammons

psi Information
To Build On
Engineering • Consulting • Testing

Your signature denotes agreement with the PSI General Conditions which are printed on the back side of this document.



TEXAS DEPARTMENT OF STATE HEALTH SERVICES

Be it known that

PROFESSIONAL SERVICE INDUSTRIES INC

is licensed to perform as a

Mold Analysis Laboratory

in the State of Texas and is hereby governed by the rights, privileges, and responsibilities set forth in Title 25, Texas Administrative Code, Chapter 295, relating to Texas Mold Assessment and Remediation Rules, as long as this license is not suspended or revoked.

A handwritten signature in black ink, reading "David Lakey, M.D." with a stylized flourish at the end.

David Lakey, M.D.
Commissioner of Health

License Number: LAB0145

Expiration Date: 1/14/2014

Control Number: 6442

(Void After Expiration Date)

VOID IF ALTERED NON-TRANSFERABLE