




PCU Patient Room
South Wall of Roof Area



PCU Patient Room
South Wall of Roof Area
Right side of Wdw Sill



PCU Patient Room
South Wall of Roof Area
Left side of Wdw Head




MICU Patient Room
North Wall of Roof Area
Left side of Double Window




Filler panel between two patient rooms.
Butts against Center mullion of Dbl Window.


MICU Patient Room
North Wall of Roof Area
Left side Wdw of Dbl Window.



MICU Patient Room
North wall of Roof Area
Left side wdw of Dbl Window



Filler panel between two patient rooms.
Butts against Center mullion of Dbl Window.



Closure Panel on outside jamb of ganged windows conceals joint between gypsum board wall and window frame.

MICU Patient Room
North wall of Roof Area
Left side wdw of Dbl Window