


RADIAL BRICK

BRICK CHIMNEY OUTER COLUMNS



RADIAL CHIMNEY BRICK

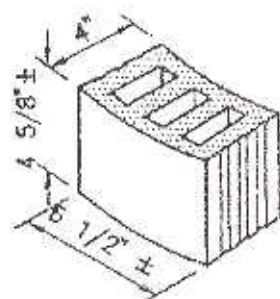
An experienced and innovative source of quality structural clay products, Continental Clay is now recognized as the sole domestic producer of radial brick. Continental radial brick is manufactured in both red shale and buff clay. Both types are formulated from selected raw materials to meet or exceed all industry expectations.

Continental radial brick are produced in nominal 4-5/8" height with an outer face width of 6-1/2", and various depth combinations to accommodate the specified wall thickness. The varied radius faces of these units are adaptable to virtually any desired stack diameter. Continental maintains a complete inventory of radial brick to meet nearly every design or installation requirement.

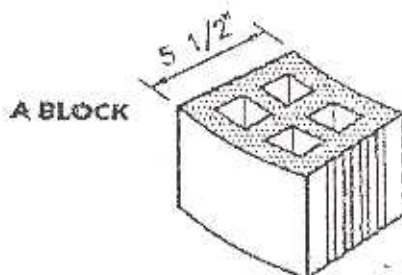
Typical Applications include: power boiler stacks for schools, hospitals, manufacturing facilities or other installations where a combination of aesthetics and functional performance are essential.

Design and Performance Features

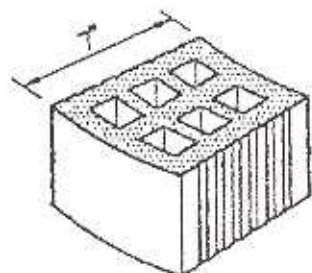
- Time-tested quality
- Proven history of performance
- Complete range of sizes and shapes
- Adaptable to all stack diameters
- Stocked for immediate shipment



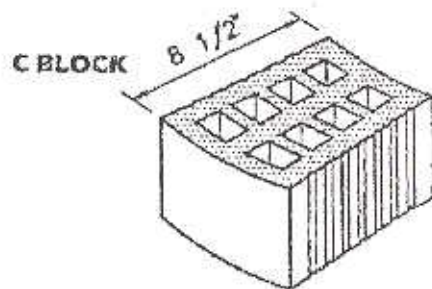
N BLOCK



A BLOCK



B BLOCK



C BLOCK

SEE BACK FOR LAYOUT/DESIGN DETAILS

CONTINENTAL CLAY COMPANY

260 Oak Avenue

P.O. Box 1013

Kittanning, PA 16201

PHONE: 724-543-2611

FAX: 724-545-9659

EMAIL: cccoc@aol.net

WEB SITE: continentalbrick.net




SINCE 1906

RADIAL BRICK

BRICK CHIMNEY OUTER COLUMNS

STACK LAYOUT AND DESIGN DETAILS RED SHALE AND BUFF CLAY BRICK



N
360/PALLET

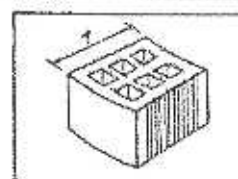
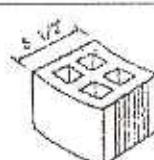
BRICK LAYOUT INSIDE DIAMETER

	SMALL/MED	LARGE
TYPE	N-20	N-61
IDEAL ID	6'-6"	20'-0"
WEIGHT	6.3 LBS.	6.5 LBS.
PALLET WT.	2303 LBS.	2375 LBS.

BRICK LAYOUT INSIDE DIAMETER

	SMALL/MED	LARGE
TYPE	A-20	A-61
IDEAL ID	8'-8"	20'-0"
WEIGHT	8.4 LBS.	9.8 LBS.
PALLET WT.	2387 LBS.	2779 LBS.

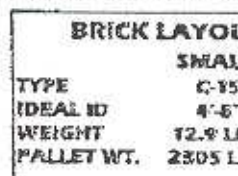
A
280/PALLET



B
200/PALLET

BRICK LAYOUT INSIDE DIAMETER

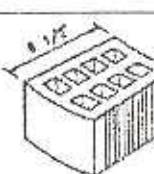
	SMALL	MED	LARGE
TYPE	B-12	B-22	B-61
IDEAL ID	8'-4"	7'-4"	20'-0"
WEIGHT	10.7 LBS.	11.2 LBS.	11.7 LBS.
PALLET WT.	2175 LBS.	2275 LBS.	2375 LBS.



C
176/PALLET

BRICK LAYOUT INSIDE DIAMETER

	SMALL	MED	LARGE
TYPE	C-15	C-23	C-61
IDEAL ID	8'-6"	7'-4"	20'-0"
WEIGHT	12.9 LBS.	13.2 LBS.	14.7 LBS.
PALLET WT.	2305 LBS.	2358 LBS.	2623 LBS.



A 4 5/8" TALL, 6 1/2" X 4" RECTANGULAR "PIER" BLOCK (9.1 LBS.) IS AVAILABLE FOR BREECHINGS; 224 PIECES PER PALLET YIELD A 2073 LB. PALLET WEIGHT.

RADIAL BRICK CHARACTERISTICS

- ALL BRICK ARE NOMINALLY 4 5/8" IN HEIGHT WITH A 6 1/2" OUTER FACE WIDTH
- SIDES ARE TAPERED RADIALLY AND GROOVED FOR BONDING STRENGTH
- BLOCK VARIATIONS ARE AVAILABLE AS SHOWN FOR DESIRED LAYOUT DIAMETER
- BLOCK SIZE COMBINATIONS BOND TOGETHER TO ACCOMMODATE DESIRED WALL THICKNESS
- BRICK ARE SHIPPED BY THE PALLET AND ARE BANDED AND SHRINK WRAPPED
- BRICK WEIGHTS SHOWN ARE APPROXIMATE ONLY AND WILL BE CONFIRMED UPON SHIPMENT

The above information is believed to be accurate and reliable but is not to be construed as implying any warranty or guarantee of performance.

CONTINENTAL CLAY COMPANY

260 Oak Avenue
P.O. Box 1013
Kittanning, PA 16201
PHONE: 724-543-2611
FAX: 724-545-9659
EMAIL: cccoc@alltel.net
WEB SITE: continentalbrick.net



SINCE 1896