











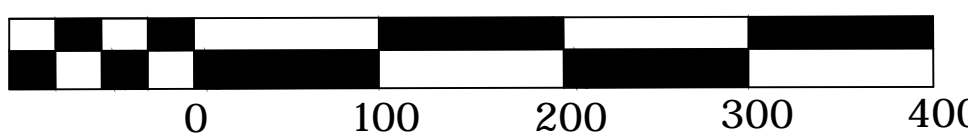
CONTRACTOR TO PROVIDE AN ADDITIONAL 20' 4M-D LEDWAY. FIXTURES.
CONTRACTOR TO SAVE OLD LIGHT POLES AND DISPOSE ONLY AFTER COR
APPROVAL. OLD LIGHT POLES WILL BE SAVAGED FOR POSSIBLE INSTALLATION
IN LOW LIGHT AREAS IF REQUIRED.

[illegible]

1. BORE UNDER ROAD, DON'T CUT INTO EXISTING ASPHALT WHERE SHOWN
2. CUT TO CUT INTO EXISTING ASPHALT AND PATCH REPAIR AND/OR BORE UNDER ASPHALT
3. TRENCH NEW DITCH AND INSTALL NEW WIRE TO EXISTING CONNECTIONS.
4. ALL ELECTRICAL WIRE TO BE IN 2" PVC CONDUIT.
5. COORDINATE WITH DUKE POWER RE: ANY EXISTING OR FUTURE VOLTAGE CROSSINGS.
6. CONTRACTOR IS RESPONSIBLE FOR PERFORMING A UTILITY DETECTION PRIOR TO TRENCHING.
8. CONDUIT TO BE RUN BEFORE ANY LIGHT POLES ARE DEMOLITION DUE TO TIME BETWEEN NEW LIGHTING SYSTEM AND OLD SYSTEM.
9. PROVIDE 30 OUTRIGGER POLE MOUNT FLAG POLES TO BE ATTACHED TO EXISTING BRICK LIGHT POLES. PROVIDE NEW 10' TALL LIGHT POLES. COORDINATE WITH COR FOR LOCATION
10. APPROX. 100 NEW AND/OR OLD STREET LIGHT POLES TO BE DEMO AND INSTALLED. REFER TO E-101, E-102, E 201 FOR DETAILS. ALL NEW ORNAMENTAL LIGHT POLES TO BE BLACK AS PER DETAIL. CONTRACTOR TO SUBMIT TO THE GOVT. FOR COLOR APPROVAL OF NEW STREET LIGHT POLES THAT SHALL BE BLACK AND/OR GRAY.
11. ALL 8' TALL LIGHT POLES AT BDC-42 ARE TO BE REPLACED WITH NEW 8' TALL LIGHT POLE.
12. CONTRACTOR TO INSTALL ELECTRICAL OUTLETS ON 30 POLES LOCATED AT MAIN N ENTRANCE. COORDINATE WITH COR.

- ① BORE UNDER ROAD
- ② CUT INTO EXISTING ASPHALT AND PATCH REPAIR
- ③ REPLACE POLE USE EXISTING ELECTRICAL CONNECTION.
- ④ EXISTING 4" SLEEVE TO RUN CONDUIT.
- ⑤ CONNECT TO EXISTING LED LIGHTS LOCATED AT BRICK PILLARS
- ⑥ RUN NEW ELECTRICAL CONDUIT AND ELECTRICAL WIRE TO EXISTING EXTERIOR LIGHTS LOCATED AROUND THE POND AREA

- | | |
|---|--|
|  | FUTURE CONSTRUCTION |
|  | WALL PACK TO BE INSTALLED |
|  | EXTERIOR LIGHT-INSTALL NEW HEAD |
|  | NEW FIXTURE AND/OR LIGHT POLE LOCATION TO BE INSTALLED |
|  | EXTERIOR LIGHT DOUBLE-INSTALL NEW HEAD |
|  | FLOOD |
|  | NEW FIXTURE AND LIGHT POLE (8' HT) |
|  | FLAG POLE LIGHTS |
|  | NEW GAS LANTERN TYPE |
|  | ARM MOUNTED ON ARM |



SCALE IS IN FEET 1" = 100'
DRAWING SIZE= 30" X 42" ARCH E1
THIS DRAWING IS AN OVERLAY FROM AERIAL
PHOTOGRAPH AND ALL MEASUREMENT MUST BE VERIFY
ON SITE DUE TO A DEFLECTION WITHIN THE DRAWING.
THE SCALE APPROXIMATE AND IS NOT ACTUAL.

RECOMMEND APPROVAL			
REQUESTER	Date		
CHIEF OF SERVICE	Date	CHIEF OF STAFF	Date
ASSOC. DIR. PATIENT CARE SVC.	Date	ASSOC. DIR. for OPERATIONS	Date
APPROVAL BY: MEDICAL CENTER DIRECTOR			Date

Approved: Chief of Facilities Management Svr.

Location	W.G.(Bill) Hefner Medical C
----------	-----------------------------

E-102

Department of
Veterans Affairs