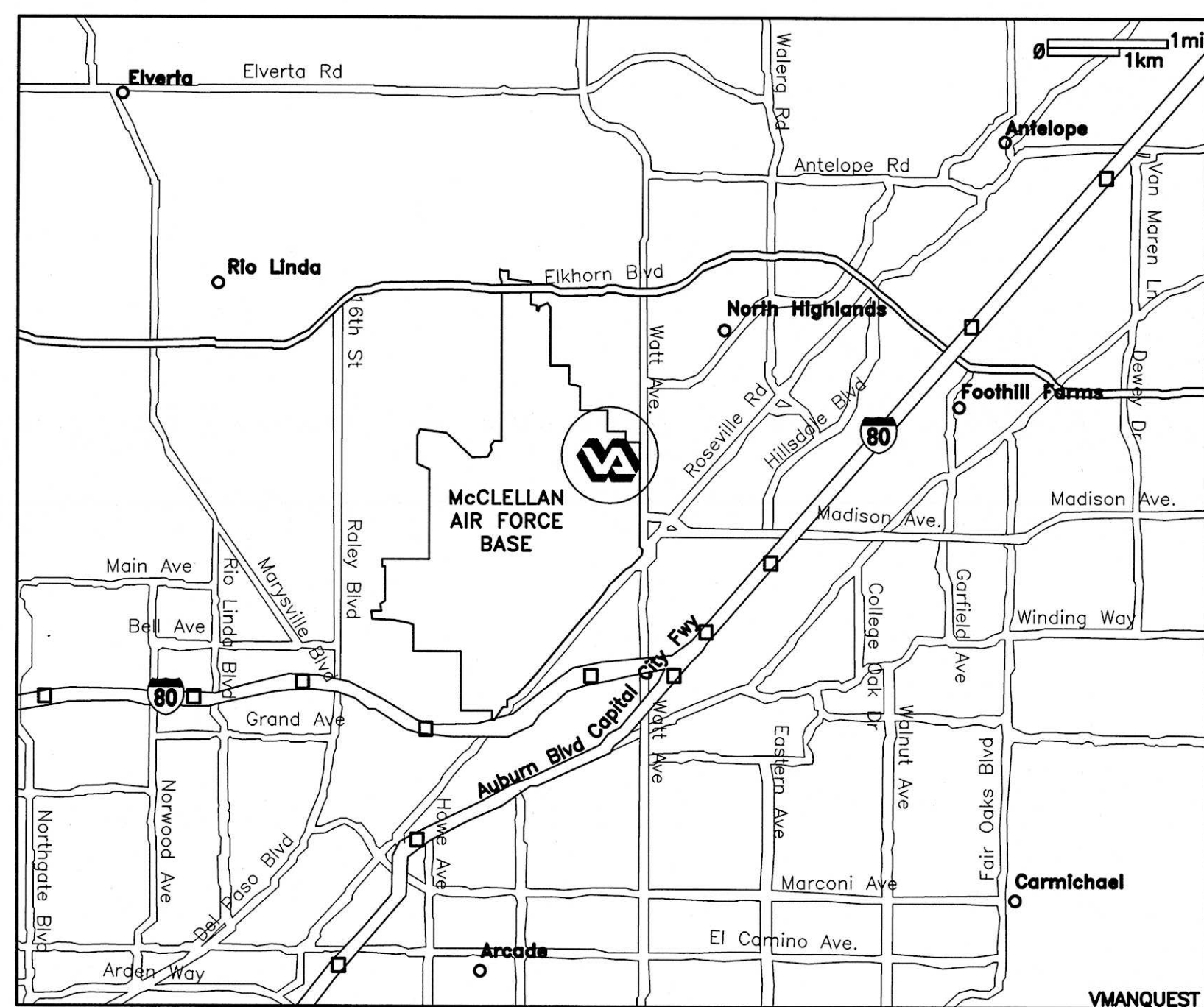
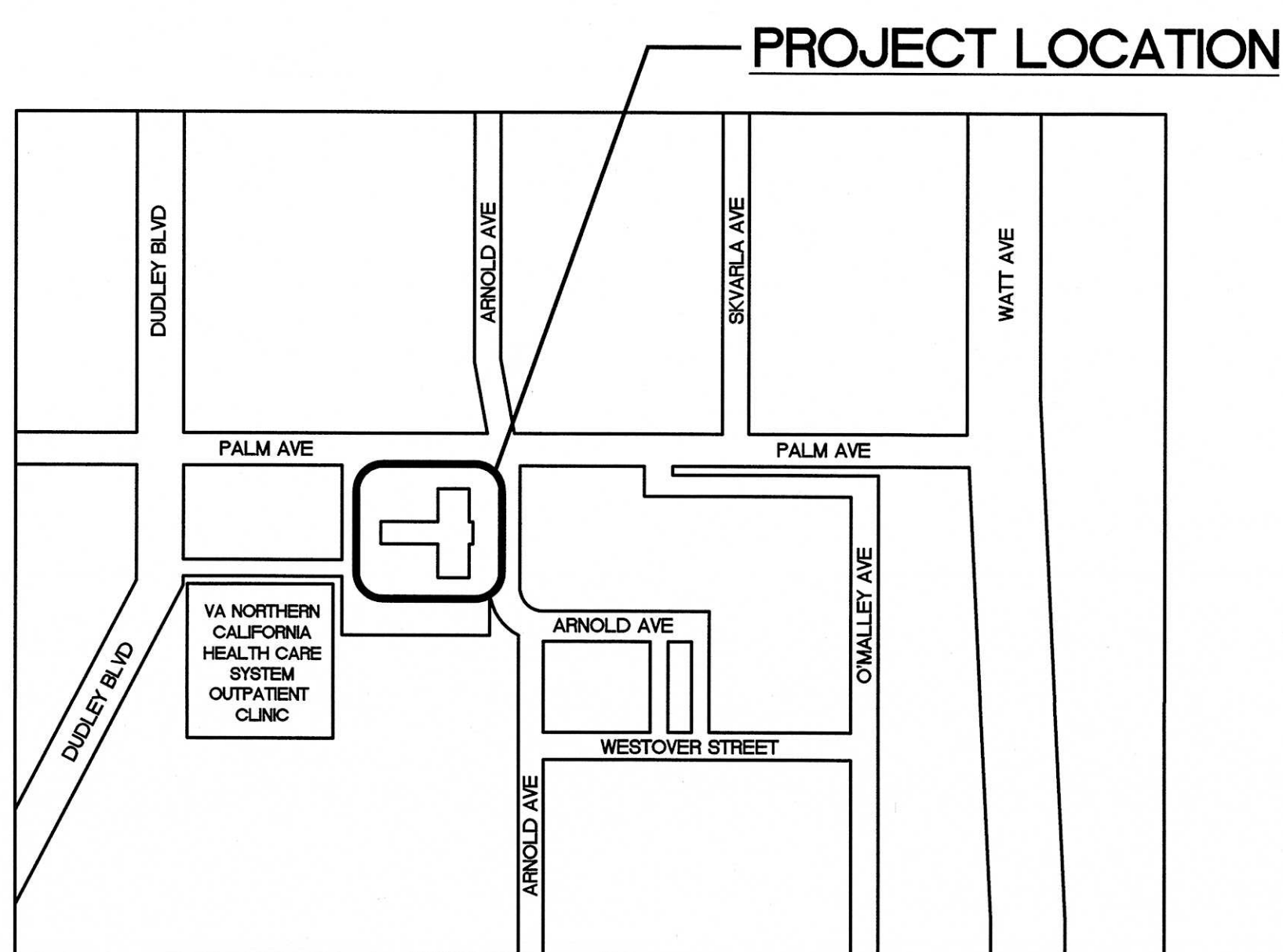




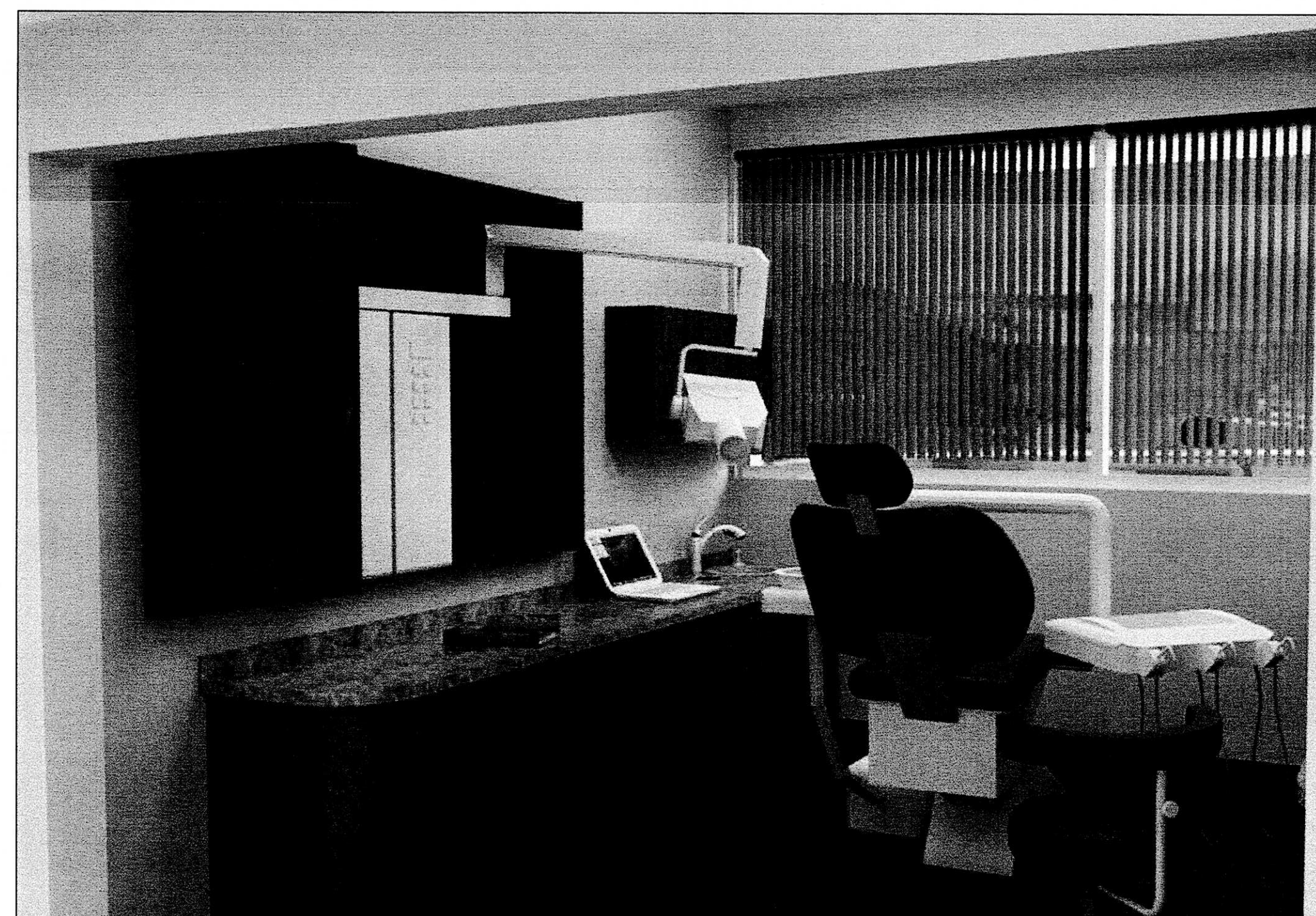
VA NORTHERN CALIFORNIA HEALTHCARE SYSTEM (VA NCHCS) DESIGN OF BUILD BACK BLDG 88 McCLELLAN VA MEDICAL CENTER, McCLELLAN CALIFORNIA



VICINITY MAP
SCALE: NONE



LOCATION MAP
SCALE: NONE



ARTIST'S RENDERED PERSPECTIVE - TYPICAL OPERATORY
SCALE: NONE

DRAWING INDEX

SHEET NO.	SHEET TITLES
GI100	COVER SHEET
GI200	EXIT PLAN, GENERAL PROJECT NOTES AND CODE DATA
AS100	GENERAL NOTES, LEGEND AND ABBREVIATIONS
AS201	DEMOLITION FLOOR PLAN
AS301	FIRST FLOOR PLAN
AS302	ENLARGED FLOOR PLAN A-A
AS303	ENLARGED FLOOR PLAN B-B
AS304	ENLARGED FLOOR PLAN C-C
AS305	ENLARGED OPERATORY AND LAB FLOOR PLAN
AS401	REFLECTED CEILING PLAN
AS501	EXTERIOR ELEVATIONS AND DETAILS
AS600	TOILET ACCESSORIES AND ACCESSIBILITY
AS601	INTERIOR ELEVATIONS
AS602	INTERIOR ELEVATIONS
AS700	INTERIOR FINISH AND DOOR SCHEDULES
AS701	INTERIOR SIGNAGE SCHEDULE AND NOTES
AS702	INTERIOR SIGNAGE PLAN
AS800	WALL DETAILS
AS801	DETAILS
AS802	CEILING DETAILS
AS803	DETAILS
AS804	DETAILS
S100	GENERAL NOTES
S101	TYPICAL DETAILS-- METAL STUDS
S102	TYPICAL DETAILS-- INTERIOR METAL STUDS
S103	TYPICAL DETAILS
S201	FLOOR FRAMING PLAN
S202	ROOF FRAMING PLAN
S401	WALL ELEVATIONS
MH101	GENERAL NOTES, LEGEND AND ABBREVIATIONS
MH102	MECHANICAL SCHEDULES
MH103	MECHANICAL SCHEDULES
MH104	MECHANICAL SCHEDULES
MH201	BASEMENT/CRAWL SPACE MECHANICAL DEMOLITION PLAN
MH202	FIRST FLOOR MECHANICAL DEMOLITION PLAN
MH301	BASEMENT/CRAWL SPACE MECHANICAL FLOOR PLAN
MH302	ENLARGED FIRST FLOOR MECHANICAL PLAN A-A
MH303	ENLARGED FIRST FLOOR MECHANICAL PLAN B-B
MH304	ENLARGED FIRST FLOOR MECHANICAL PLAN C-C
MH305	MECHANICAL ROOF PLAN
MH401	BASEMENT/CRAWL SPACE MECHANICAL PIPING PLAN
MH402	FIRST FLOOR MECHANICAL PIPING PLAN
MH501	MECHANICAL CONTROL DIAGRAMS
MH601	MECHANICAL DETAILS
MH602	MECHANICAL DETAILS
MH603	MECHANICAL DETAILS

DRAWING INDEX

SHEET NO.	SHEET TITLES
PL101	GENERAL NOTES, LEGEND AND ABBREVIATIONS
PL102	PLUMBING SCHEDULES
PL200	BASEMENT FLOOR PLAN DEMOLITION
PL300	BASEMENT FLOOR PLAN
PL301	FLOOR PLAN
PL401	WATER DIAGRAM
PL402	DWV PIPING DIAGRAM
PL403	MEDICAL GAS SYSTEM
PL501	PLUMBING DETAILS
ES101	GENERAL NOTES, LEGEND AND ABBREVIATIONS
EP200	LIGHTING AND POWER DEMOLITION PLAN
EP201	BASEMENT MECHANICAL ELECTRICAL DEMOLITION PLAN
EL301	FIRST FLOOR LIGHTING PLAN
EP401	BASEMENT/CRAWLSPACE MECHANICAL AND PLUMBING ELECTRICAL PLAN
EP402	FIRST FLOOR POWER PLAN
EP403	FIRST FLOOR MECHANICAL AND PLUMBING ELECTRICAL PLAN
EP404	FIRST FLOOR SIGNAL PLAN
EL501	LIGHT FIXTURES SCHEDULE
ES601	PANEL SCHEDULES
ES602	PANEL SCHEDULES
ED701	DETAILS
EP801	SINGLE LINE DIAGRAM
AC301	ACCESS CONTROL PLAN
FA300	BASEMENT FIRE ALARM FLOOR PLAN
FA301	FIRST FLOOR FIRE ALARM PLAN
FS300	BASEMENT SPRINKLER FLOOR PLAN
FS301	FIRST FLOOR AUTOMATIC SPRINKLER PLAN

FINAL SUBMITTAL
DATE SEP 12 2012

FINAL SUBMITTAL
"FULLY SPRINKLERED"

Revisions:	Date	CONSULTANTS:	ARCHITECT/ENGINEERS:	Drawing Title COVER SHEET	Project Title DESIGN OF BUILD BACK BLDG 88 McCLELLAN	Project Number 612-12-288	Building Number MCC-88	Office of Facilities Management
			K.F. DAVIS ENGINEERING, INC 530 LA GONDA WAY, SUITE E DANVILLE, CA 94526	Approved Project Director	Location McCLELLAN, CA	Drawing Number GI100	Dwg. 1 of 73	Department of Veterans Affairs
					Date 09/12/2012	Checked JR	Drawn VMAN	