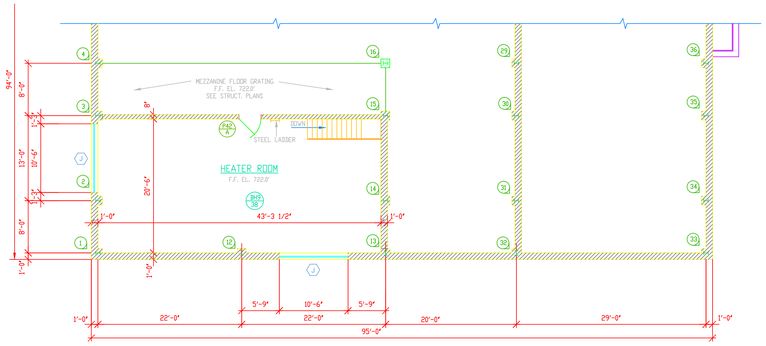

MEZZANINE FLOOR PLAN

CONTRACTOR TO VERIFY SITE DONDITIONS

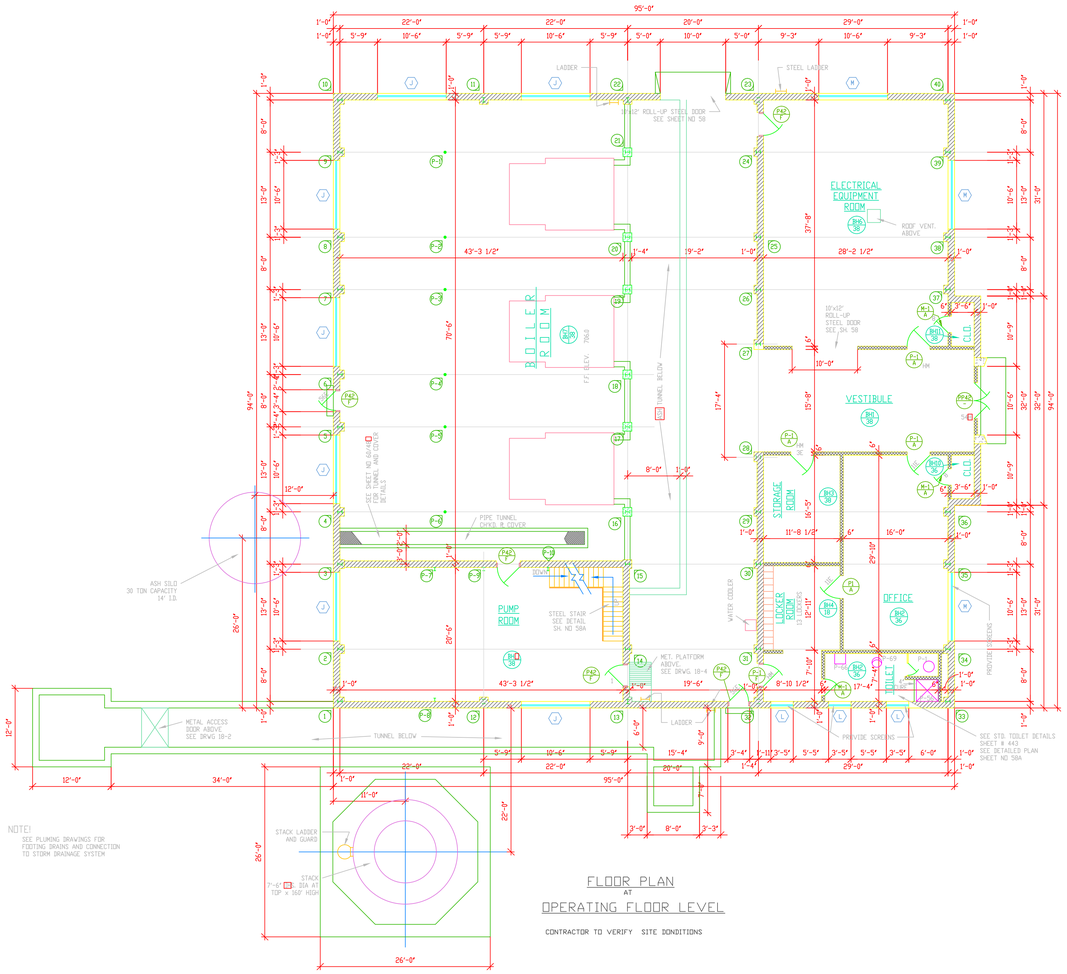

NOTE!
SEE PLUMING DRAWINGS FOR FOOTING DRAINS AND CONNECTION TO STORM DRAINAGE SYSTEM

FLOOR PLAN
AT
OPERATING FLOOR LEVEL

CONTRACTOR TO VERIFY SITE DONDITIONS

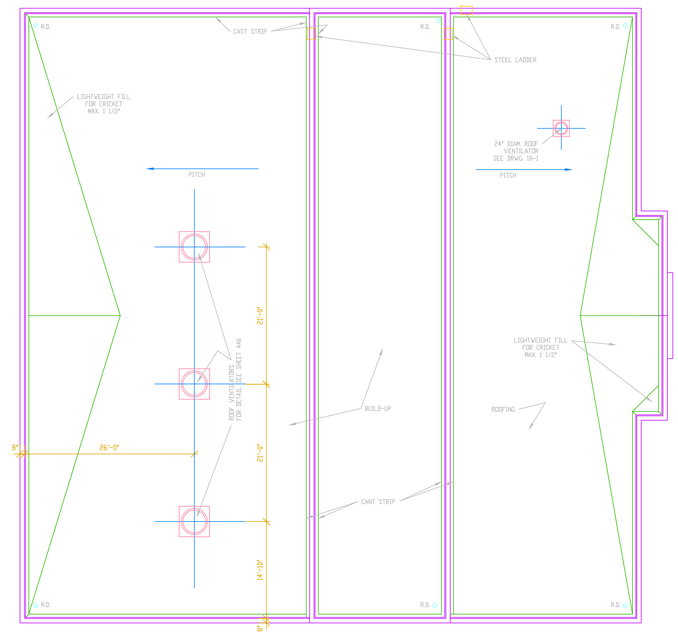

ROOF PLAN

CONTRACTOR TO VERIFY SITE DONDITIONS

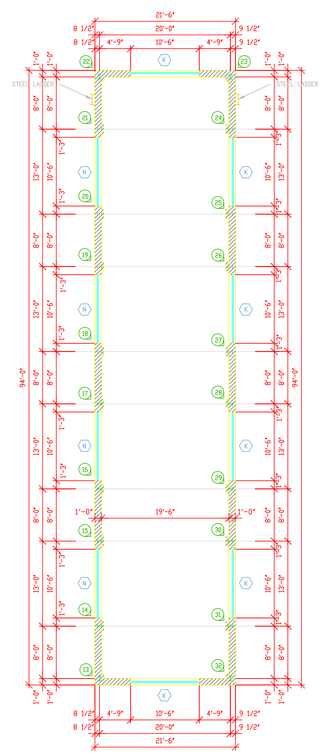

PLAN SECTION
THRU
HIGH BAY

GRAPHIC SCALE
0 4' 8' 16' 24' F.T.

ROOM FINISH SCHEDULE					
RM. NO.	NAME	FINISH NO	RM. NO.	NAME	FINISH NO
BH-1	VESTIBULE	38	BH-10	CLOSET	36
BH-2	OFFICE	36	BH-11	CLOSET	38
BH-3	STORAGE RM.	38			
BH-4	LOCKER ROOM	18			
BH-5	TOILET	66			
BH-6	ELEC. EQUIP. RM.	38			
BH-7	BOILER ROOM	38			
BH-8	PUMP ROOM	38			
BH-9	HEATER ROOM	38			

WINDOW SCHEDULE		
MARK	DESCRIPTION	MASONRY OPN'G SIZE
J	(8) 36A32	10'-6" x 33'-5 1/2"
K	(6) 36A32	10'-6" x 25'-2 3/4"
L	(1) 26A32	3'-5" x 8'-2 5/8"
M	(2) 36A32	10'-6" x 8'-2 5/8"
N	(2) 34A22	10'-6" x 5'-6"

PROVIDE SCREENS ONLY WHERE INDICATED ON PLANS AND AS SPECIFIED
ALL WINDOWS ARE AWNING TYPE STEEL WINDOWS OMITTING HORIZ. MUNTINS. TYPE NUMBERS REFER TO TYPES AND SIZES RECOMMENDED BY THE METAL WINDOW INSTITUTE. NUMBERS IN PARENTHESES INDICATE THE QUANTITY OF STOCK SASH ASSEMBLED TO MAKE UP ONE WINDOW OF DESIGNATED MARK

Revision	Date

RECOMMEND APPROVAL

REQUESTER	Date		
CHIEF OF SERVICE	Date	CHIEF OF STAFF	Date
ASSOC. DIR. PATIENT CARE SVC.	Date	ASSOC. DIR. for OPERATIONS	Date
APPROVAL BY: MEDICAL CENTER DIRECTOR			Date

Drawing Title
AS-BUILT FROM ORIGINAL DRAWINGS

Approved: Safety Manager/M&O Supervisor

Approved:Chief of Facilities Management Svr.

Project Title
BOILER PLANT MODIFICATIONS

Building Number: BUILDING #18
Checked
Drawn: BLF

Location: W.G.(Bill) Hefner Medical Center, 1601 Brenner Ave., Salisbury NC 28144

Date: 15 JAN 2013
Project No. 659-13-310
DRAWING NO. A-001
DWG. 4 OF 10

Department of Veterans Affairs