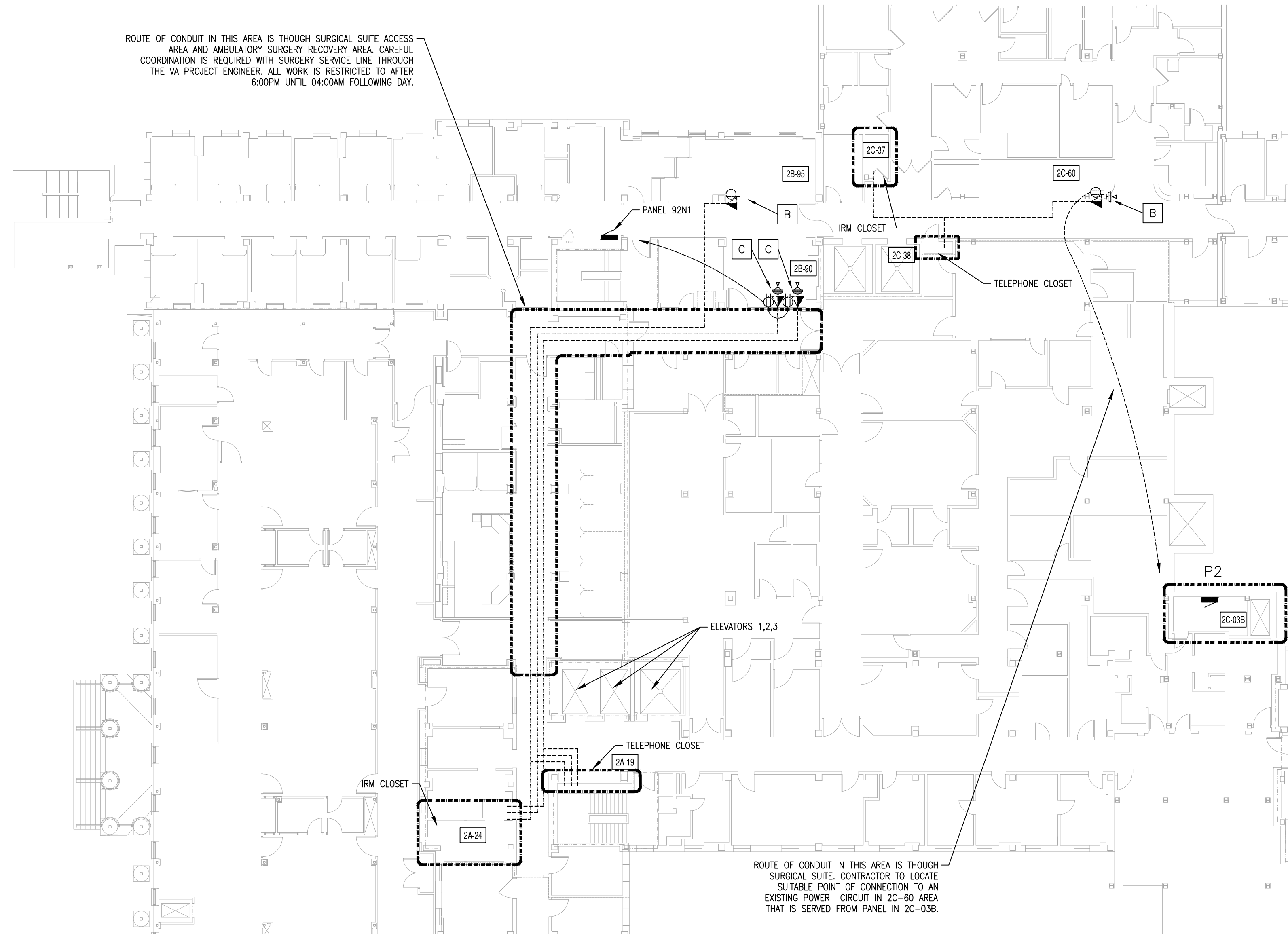
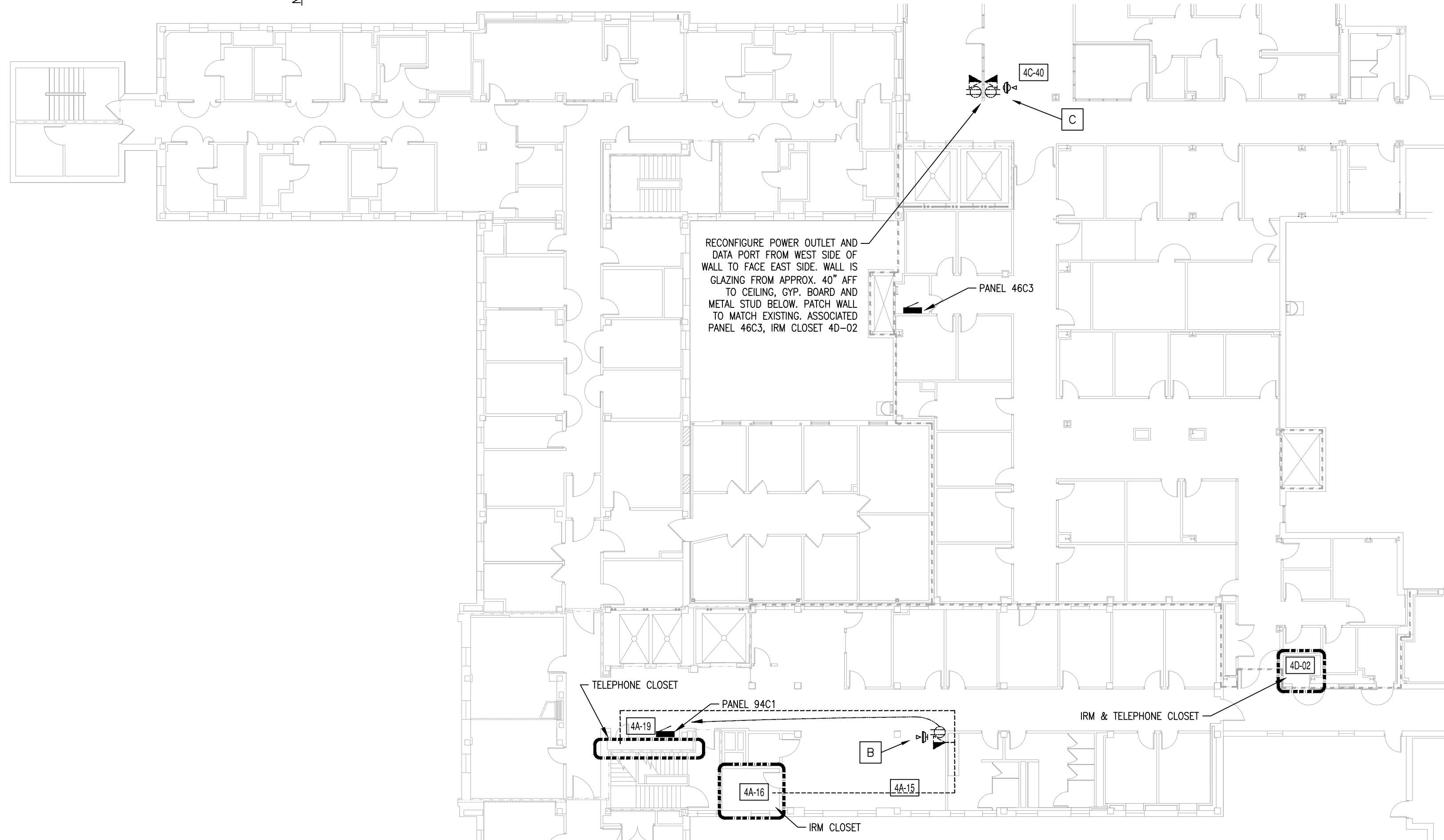


C:\Documents and Settings\whfarbushe\local settings\temp\AcPublish_4772\437-13-123.dwg / 5/2013 4:40 PM



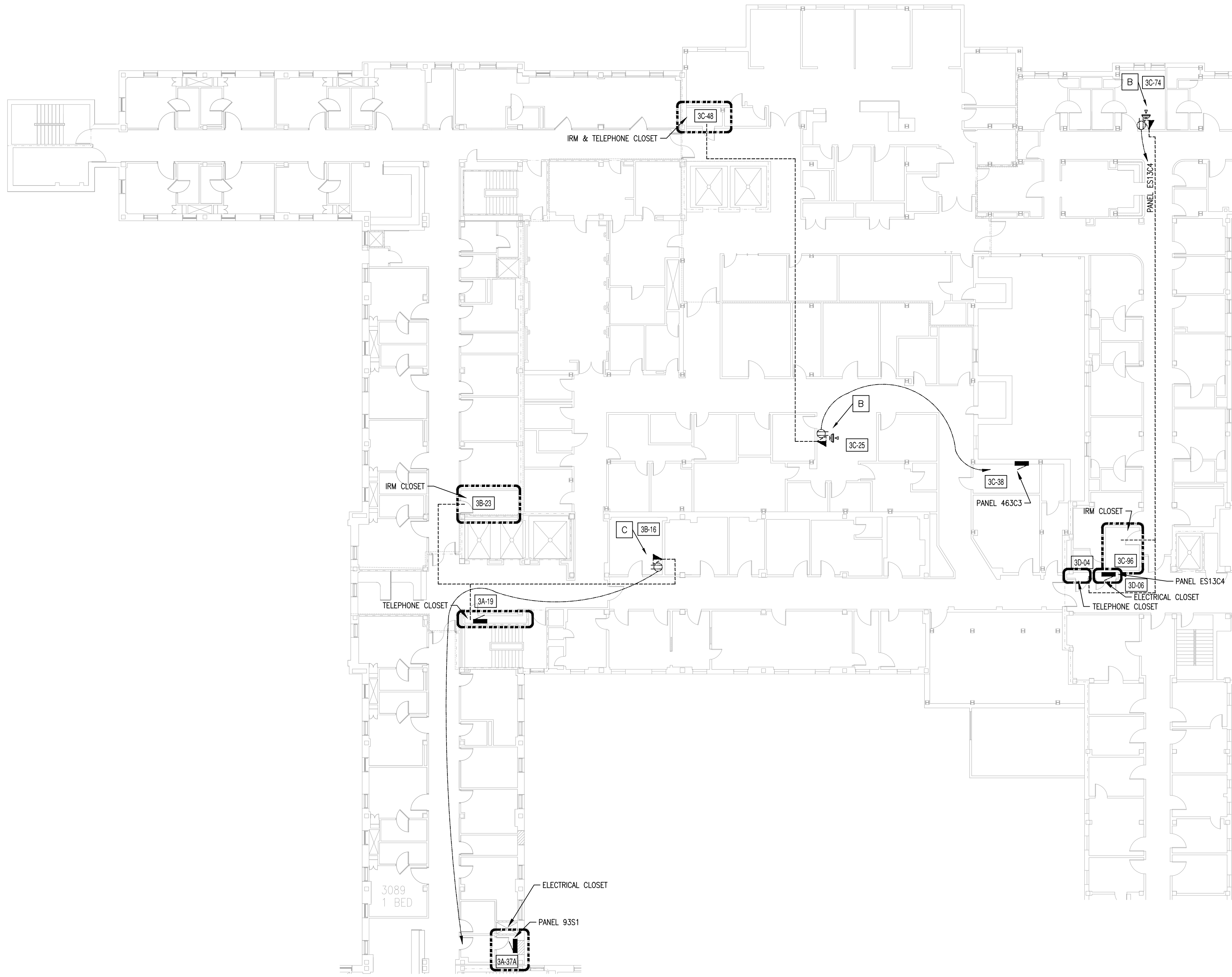
SECOND FLOOR DATA AND POWER SCHEDULE						
ROOM NUMBER	QUANTITY OF DATA OUTLETS	DATA CLOSET LOCATION	PHONE CLOSET LOCATION	QUANTITY OF DUPLEX POWER OUTLETS	PANEL NUMBER	PANEL LOCATION
2B-90	2	2A-24	2A-19	2	92N1	SEE PLAN
2B-95	1	2A-24	2A-19	1	92N1	SEE PLAN
2C-60	1	2C-37	2C-38	1	P2	SEE PLAN

2
E2
0' 8' 16' 32'
NORTH
SECOND FLOOR SYSTEMS PLAN



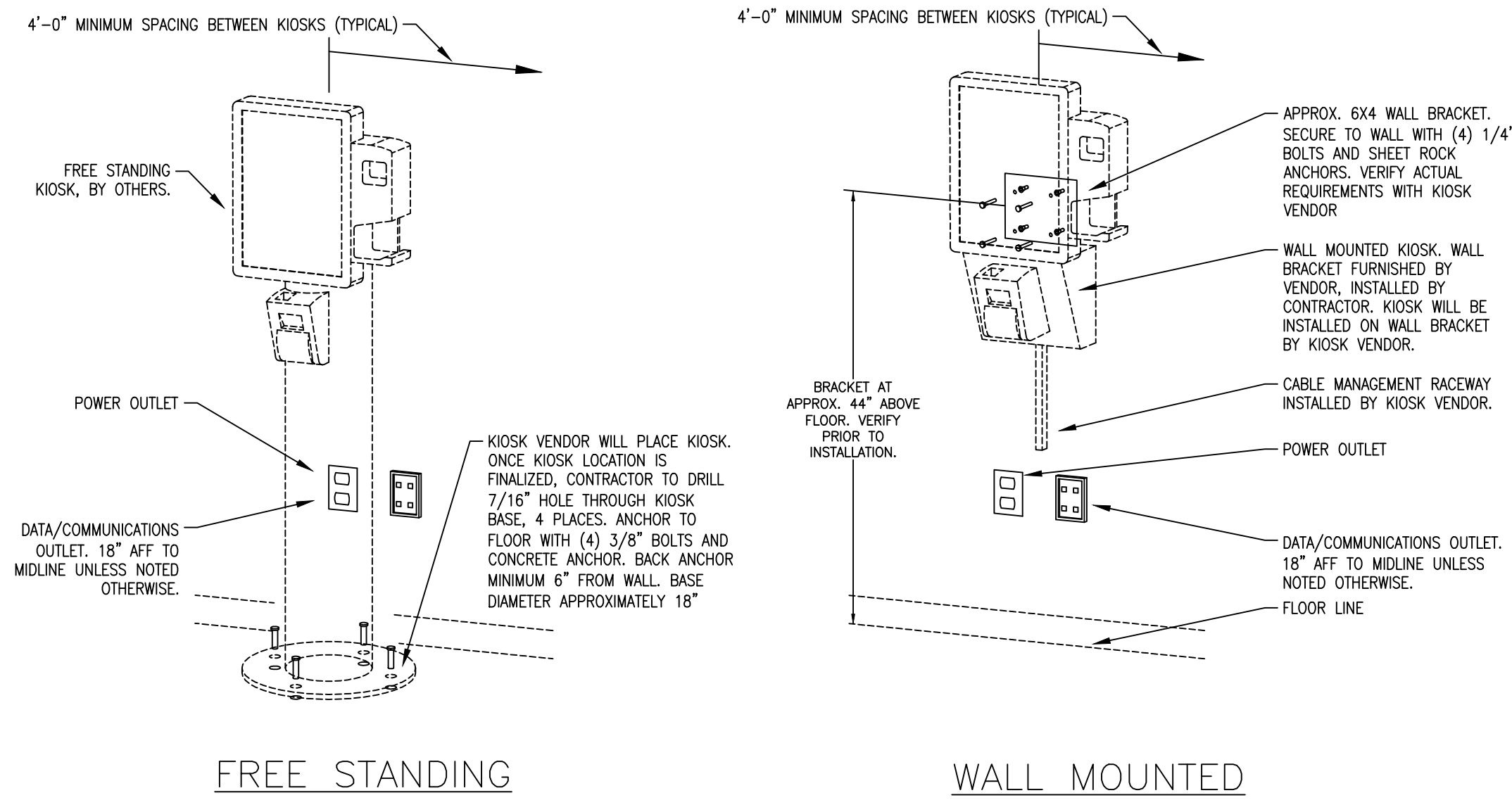
FOURTH FLOOR DATA AND POWER SCHEDULE						
ROOM NUMBER	QUANTITY OF DATA OUTLETS	DATA CLOSET LOCATION	PHONE CLOSET LOCATION	QUANTITY OF DUPLEX POWER OUTLETS	PANEL NUMBER	PANEL LOCATION
4A-15	1	4A-16	4A-19	1	94C1	SEE PLAN
4C-40	1	4D-02	4D-02	1	46C3	SEE PLAN

3
E2
0' 8' 16' 32'
NORTH
FOURTH FLOOR SYSTEMS PLAN



THIRD FLOOR DATA AND POWER SCHEDULE						
ROOM NUMBER	QUANTITY OF DATA OUTLETS	DATA CLOSET LOCATION	PHONE CLOSET LOCATION	QUANTITY OF DUPLEX POWER OUTLETS	PANEL NUMBER	PANEL LOCATION
3B-16	1	3B-23	3A-19	1	93S1	SEE PLAN
3C-25	1	3C-48	3C-48	1	463C3	SEE PLAN
3C-74	1	3C-96	3D-04	1	ES13C4	SEE PLAN

2
E2
0' 8' 16' 32'
NORTH
THIRD FLOOR SYSTEMS PLAN



4
E2
NO SCALE
TYPICAL KIOSK INSTALLATION DETAILS

GENERAL SYMBOLS & ABBREVIATIONS	
	DUPLEX RECEPTACLE. LABEL WITH PANEL NUMBER AND CIRCUIT NUMBER. REFER TO SPECIFICATIONS.
	COMBINATION 3 DATA / 1 PHONE COMMUNICATION OUTLET. SEE DETAIL
	EXISTING ELECTRICAL PANEL
	LOCATION OF VETLINK POINT OF SERVICE KIOSK OF TYPE INDICATED (ARROW INDICATES APPROACH DIRECTION)
	DESK TOP
	WALL MOUNT
	FREE STANDING
	METALLIC CONDUIT WITH 4 CAT 6e DATA CONDUCTORS, CONTINUOUS FROM WALL BOX TO WITHIN 12" OF AVAILABLE CABLE TRAY OR SWITCH RACK IN IRM CLOSET. REFER TO SPECIFICATIONS. CONTRACTOR REQUIRED TO REMOVE AND REPLACE LAY-IN CEILING TILES AS REQUIRED FOR WORK. DAMAGED TILES TO BE REPLACED BY CONTRACTOR.
	METALLIC CONDUIT WITH POWER CONDUCTORS, CONTINUOUS FROM WALL BOX TO PANEL. REFER TO SPECIFICATIONS. CONTRACTOR REQUIRED TO REMOVE AND REPLACE LAY-IN CEILING TILES AS REQUIRED FOR WORK. DAMAGED TILES TO BE REPLACED BY CONTRACTOR.



Dept. of Veterans Affairs
Medical Center
2101 Elm Street North
Fargo, ND 58102

Drawing Title
SECOND, THIRD AND FOURTH FLOOR
SYSTEM PLANS, DETAILS

Project Title
INSTALL DATA AND POWER
FOR KIOSKS

Date
January 8, 2013

Scale:
AS NOTED

VA Project No.
437-13-123

Contract No.

Designed By
DHB

Checked By
DTL

Drawn By
DHB

Building No.
MAIN FACILITY

AutoCAD File Name
437-13-123.DWG

Location
FARGO VA HEALTH CARE SYSTEM
FARGO, ND

Drawing No.
E2

Dwg. 1 of 3

Department of
Veterans Affairs

