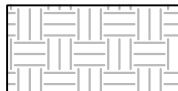

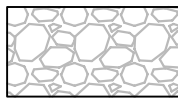
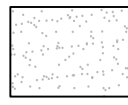

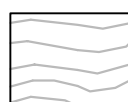



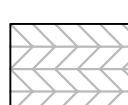
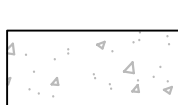

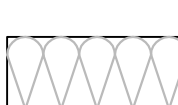

















MATERIAL SYMBOLS

EARTH		FIBER BOARD OR RIGID INSULATION	
GRAVEL OR POROUS FILL		PLASTER, GYPSUM WALL BOARD, MORTAR, OR PARTICLE BOARD	
CONCRETE MASONRY UNIT		FINISHED WOOD	
BRICK		ROUGH WOOD	
STONE		PLYWOOD	
CONCRETE		STEEL OR IRON	
FIBROUS INSULATION		ALUMINUM	





















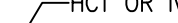
PARTITION RATING SYMBOLS

	EXISTING CONSTRUCTION TO REMAIN	
Smoke Partition - 1 hour.		
	EXISTING CONSTRUCTION TO BE REMOVED	
Fire & Smoke - 2 hour.		
	NEW CONSTRUCTION	
Fire Partition - 1 hour.		
	EXISTING DOOR ASSEMBLY TO REMAIN	
Fire Partition - 2 hour.		
	EXISTING DOOR ASSEMBLY TO BE REMOVED	
Fire Partition - 3 hour.		
	NEW DOOR ASSEMBLY	
Fire Partition - 4 hour.		

ABBREVIATIONS

[illegible]

REFLECTED CEILING PLAN SYMBOLS

CEILING HEIGHT		CEILING ABOVE FINISHED FLOOR	
LAY IN CEILING			
ACCESS PANEL			SPRINKLER HEAD 
LUMINAIRE			RADIANT PANEL 
PENDANT MOUNTED LUMINAIRE			SUPPLY AIR DEVICE 
TRACK MOUNTED LUMINAIRE			RETURN/ EXHAUST AIR DEVICE 
COVE LUMINAIRE			LINEAR DIFFUSER 
WALLWASH LUMINAIRE			SMOKE OR HEAT DETECTOR 
EXIT LUMINAIRE			OCCUPANCY SENSOR 
SINGLE-HEAD SURGICAL LUMINAIRE			FIRE ALARM SPEAKER 
CCTV DEVICE			LOUDSPEAKER 
		HOSPITAL CUBICAL CURTAIN TRACK OR IV TRACK	

INTERIOR ELEVATION SYMBOLS

[illegible]

REFERENCE SYMBOLS

INTERIOR SECTION		DETAIL OR SECTION NUMBER
SECTION		DETAIL OR SECTION NUMBER
EXTERIOR ELEVATION		ELEVATION NUMBER
INTERIOR ELEVATION		ELEVATION NUMBER
LARGE SCALE BLOWUP OF PLAN OR DETAIL		PLAN OR DETAIL NUMBER
PARTITION TYPE		PARTITION TYPE DESIGNATION
DOOR OR BORROWED LIGHT SYMBOL		DOOR OR BORROWED LIGHT NUMBER
EXTERIOR WINDOW SYMBOL		WINDOW, STOREFRONT, CURTAIN WALL
LOUVER SYMBOL		LOUVER
ROOM NAME AND NUMBER		ROOM NAME
KEYNOTE SYMBOLS		DEMOLITION NOTE NUMBER
SPECIFICATION KEYNOTE		SPECIFICATION SECTION
TOILET ACCESSORY		SPECIFIED ITEM
FLOOR ELEVATION		TOILET ACCESSORY NUMBER
COLUMN		LEVEL DESCRIPTION
EXISTING COLUMN		LEVEL ELEVATION
MATCH LINE		COLUMN GRID INDICATOR
REVISION		COLUMN GRID LINE
NORTH ARROW		EXISTING COLUMN GRID INDICATOR
WALL PROTECTION		EXISTING COLUMN GRID LINE

GENERAL NOTES

1. ENCLOSE ALL EXPOSED DUCTS, PIPES, CONDUITS, IN FINISHED SPACES, WITH CONSTRUCTION AND FINISH TO MATCH ADJACENT CONSTRUCTION UNLESS OTHERWISE NOTED.
2. PROVIDE ACCESS PANELS OF APPROPRIATE SIZE, TYPE AND FIRE RATING FOR ALL CONCEALED ITEMS THAT REQUIRE ADJUSTMENT, MAINTENANCE, MONITORING, ETC. COORDINATE WITH DESIGN WITH ACCESS PANELS.
3. DO NOT DETERMINE DIMENSIONS AND SIZES OF THE GRAPHIC REPRESENTATIONS SHOWN ON THE DRAWINGS BY USING MEASURING DEVICES (I.E. "SCALING"). RELY ON THE NUMERIC DIMENSIONS SHOWN ON THE DRAWINGS FOR MEASUREMENT.
4. DIMENSIONS ON SMALL SCALE PLANS ARE NOMINAL UNLESS OTHERWISE NOTED.
5. DIMENSIONS ON LARGE SCALE DETAILS ARE ACTUAL UNLESS OTHERWISE NOTED.
6. PARTITIONS ARE DIMENSIONS TO FACE OF PARTITION UNLESS OTHERWISE NOTED. SEE PARTITION TYPE SHEETS (A1000 SERIES) FOR PARTITION THICKNESS.
7. CONSTRUCT FIRE AND/OR SMOKE RATED ASSEMBLIES IN THEIR ENTIRETY PRIOR TO NON-RATED ASSEMBLIES.
8. DETAILS ILLUSTRATED HEREIN ARE REPRESENTATIVE OF THE CHARACTER, QUALITY AND PROFILES REQUIRED FOR THE WORK. CONDITIONS NOT COVERED BY SPECIFIC DETAILS ARE SIMILAR TO THOSE DETAILLED.

GENERAL NOTES: RENOVATION

1. WHERE REQUIREMENTS CALL FOR MATCHING EXISTING CONSTRUCTION, FINISHES, PRODUCTS, ETC., THE ARCHITECT'S DECISION WILL BE FINAL, ON WHETHER THE MATCH IS ACCEPTABLE. IF THE MATCH IS NOT ACCEPTABLE, PROVIDE SAMPLES OF SUITABLE ALTERNATIVES FOR THE ARCHITECT'S SELECTION.
 2. WHEN DIFFERENT CEILING HEIGHTS ARE ENCOUNTERED AFTER THE REMOVAL OF A PARTITION, SQUARE OFF THE HORIZONTAL AND VERTICAL OFFSET SPACE BETWEEN CEILING ELAVATIONS AND PATCH AND FINISH TO MATCH EXISTING ADJACENT CONSTRUCTION UNLESS OTHERWISE NOTED.
 3. UNDERCUT EXISTING DOORS AS NECESSARY TO CLEAR NEW FLOOR FINISHES.
- GENERAL NOTES: DEMOLITION**
1. REMOVE THE FOLLOWING EQUIPMENT, THOUGH NOT SPECIFICALLY LOCATED OR INDICATED ON THE DRAWINGS, AND SALVAGE FOR OWNER'S USE:
 - (A) PAPER TOWEL DISPENSERS
 - (B) SINKAGE
 - (C) SURFACE MOUNTED CLOCKS
 - (D) DISPLAY BOARDS
 - (E) ETC.

GENERAL NOTES: REFLECTED CEILING PLAN(S)

1. ALL FIXTURES, DEVICES AND EQUIPMENT SHOWN ON REFLECTED CEILING PLANS ARE FOR COORDINATION PURPOSES. SEE MEP/FP/CODE COMPLIANCE DRAWINGS FOR ADDITIONAL INFORMATION AND REQUIREMENTS.

[illegible]

VA WESTERN NEW YORK HEALTHCARE SYSTEM
3495 BAILEY AVENUE
BUFFALO, NEW YORK 14215

CANNONDESIGN

2170 Whitehaven Road, Grand Island, New York 14072
T: 716.773.6800 F: 716.773.5909

■ Boston ■ New York ■ Baltimore ■ Washington DC ■
■ Buffalo ■ Toronto ■ Chicago ■ St. Louis ■ Phoenix ■ Calgary ■
■ Vancouver ■ Victoria ■ San Francisco ■ Los Angeles ■ Shanghai

Architect

stamp

CARDIOLOGY MANAGER	
INFECTION CONTROL	
SAFETY OFFICER	

DATE	ENGINEERING MANA
DATE	CARELINE MANAGE
DATE	CHIEF OF STAFF

GER	DATE	Drawing S C
	DATE	
	DATE	MEDICAL
	DATE	ASSOCIA

Title	
SYMBOLS, ABBREVIATIONS, GENERAL NOTES, & ROOM FINISH SCHEDULE	
CENTER DIRECTOR	DATE
E MEDICAL CENTER DIRECTOR	DATE

Project Title		
CRITICAL ELECTRICAL SYSTEM EXPANSION – WINGS B AND C		
Building Number BLDG. #1	Checked	Drawn
Location V.A.M.C. BUFFALO, NEW YORK		

Date
September 14, 2012
Station No.
528-P-0168
12-104-A001
LJA

