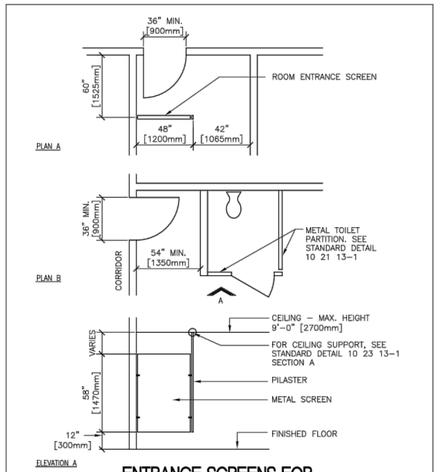

ENTRANCE SCREENS FOR WHEELCHAIR TOILETS

NTS

Department of Veterans Affairs

DETAIL TITLE / ENTRANCE SCREENS FOR WHEELCHAIR TOILETS

SCALE :NONE

DATE ISSUED: DECEMBER 2008 CAD DETAIL NO.: SD102113-02.DWG

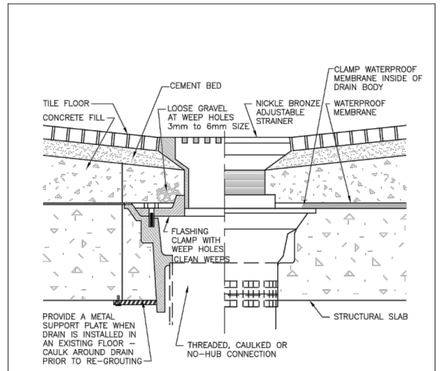

TYPE "C" FLOOR DRAIN DETAIL

NTS

Department of Veterans Affairs

DETAIL TITLE / TYPE "C" FLOOR DRAIN DETAIL

SCALE :NONE

DATE ISSUED: DECEMBER 2008 CAD DETAIL NO.: SD221300-03.DWG

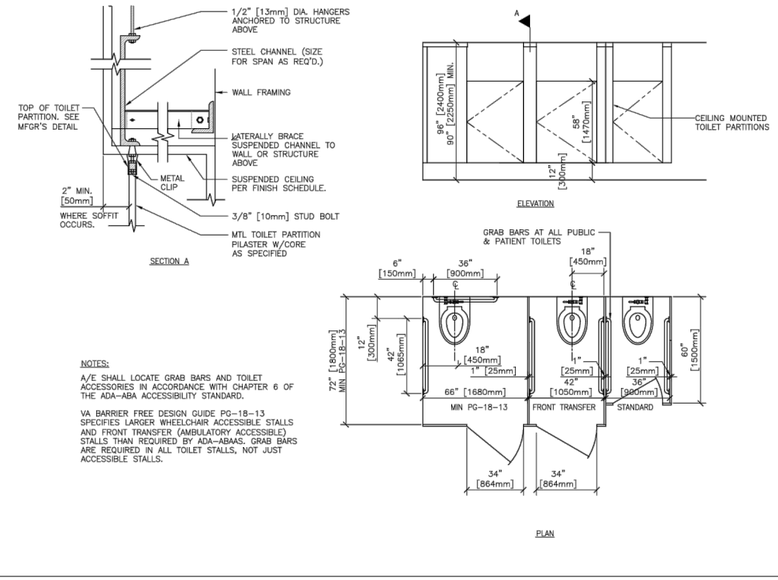

NOTES:

A/E SHALL LOCATE GRAB BARS AND TOILET ACCESSORIES IN ACCORDANCE WITH CHAPTER 6 OF THE ADA-ABA ACCESSIBILITY STANDARD.

VA BARRIER FREE DESIGN GUIDE PG-18-13 SPECIFIES LARGER WHEELCHAIR ACCESSIBLE STALLS AND FRONT TRANSFER (AMBULATORY ACCESSIBLE) STALLS THAN REQUIRED BY ADA-ABAAS. GRAB BARS ARE REQUIRED IN ALL TOILET STALLS, NOT JUST ACCESSIBLE STALLS.

Department of Veterans Affairs

DETAIL TITLE / TOILET STALL DETAILS

SCALE :NONE

DATE ISSUED: DECEMBER 2008 CAD DETAIL NO.: SD102113-01.DWG

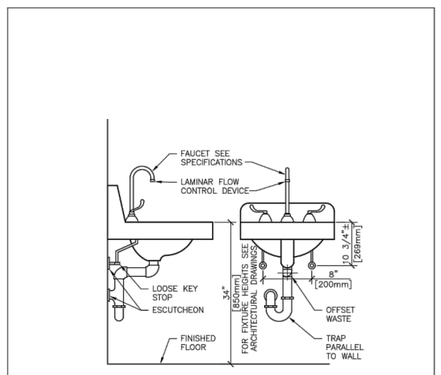

TYPICAL WHEELCHAIR LAVATORY DETAIL

NTS

Department of Veterans Affairs

DETAIL TITLE / TYPICAL WHEELCHAIR LAVATORY DETAIL

SCALE :NONE

DATE ISSUED: DECEMBER 2008 CAD DETAIL NO.: SD224000-08.DWG

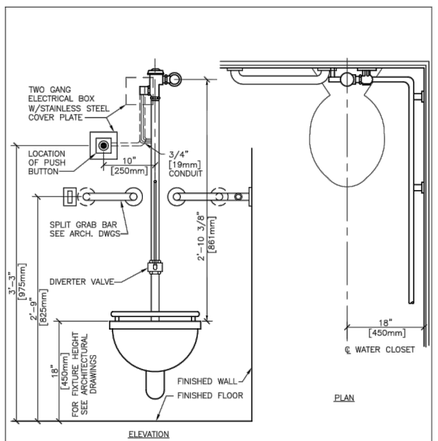

P-104 WATER CLOSET DETAIL

NTS

Department of Veterans Affairs

DETAIL TITLE / P-104 WATER CLOSET DETAIL

SCALE :NONE

DATE ISSUED: DECEMBER 2008 CAD DETAIL NO.: SD224000-01.DWG

SLOAN. Efficiency Series

Model
WETS 2053.1001-1.6
Manual Flushometer and Wall Hung Water Closet

DESCRIPTION

Complete system with exposed manual Regal® Flushometer and vitreous china wall hung fixture.

Flush Cycle
Model WETS-2053.1001-1.6 (1.6 gpf/6.0 Lpf)

Meets the American Disabilities Guidelines and ANSI A117.1 requirements when installed according to these requirements.

NOTE:
Plumbing System Requirements
- Minimum **Flowing** Pressure: 25 PSI
- Minimum Flow Rate: 18 GPM

SPECIFICATIONS

Quiet, exposed, diaphragm type, chrome plated closet Flushometer and vitreous china water closet with the following features:

Flushometer
- REBUILD® Synthetic Rubber Diaphragm with Dual Filtered Fixed Bypass
- ADA compliant metal oscillating Non-Hold-Open Handle with Triple Seal Handle Packing
- 1" I.P.S. Screwdriver Bab-Chek® Angle Stop
- Free spinning Handle Resistant Stop Cap
- Adjustable Tailpiece
- High Back Pressure Vacuum Breaker Flush Connection with One-piece Bottom Hex Coupling Nut
- Spud Coupling and Flange for 1-1/2" Top Spud
- Sweat Solder Adapter w/Cover Tube and Cast Wall Flange w/Set Screw
- High copper, low zinc brass castings for dezincification resistance
- Non-Hold-Open Handle, Fixed Metering Bypass and no external volume adjustment to ensure water conservation
- Flush accuracy controlled by CID® technology
- Diaphragm, Handle Packing, Stop Seat and Vacuum Breaker molded from PERMIX® rubber compound for chloramine resistance
- Valve Body, Cover, Tailpiece and Control Stop shall be in conformance with ASTM Alloy Classification for Semi-Red Brass. Valve shall be in compliance to the applicable sections of ASSE 1037.

Fixture
- Wall hung vitreous china elongated bowl
- Siphon jet flushing action
- 1-1/2" I.P.S. top spud inlet
- 2 1/8" fully glazed trapway diameter
- Integral flushing rim
- Water spot area 9 1/2" x 8 1/4"
- Mounting hardware, carrier and toilet seat not included
- Compatible with toilet seat models: Olsonite 110CT, Bemis 1890CT & Church Commercial 205CT
- Compatible with carrier model: Jay R. Smith 0210Y4854
- Water closet shall be in compliance to the applicable sections of ASME A112.19.2/CSA B45.1
- Complied with the Buy American Act when purchased as a combination

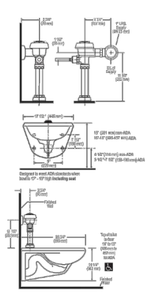

GREEN POWER PARTNER

This space for Architect/Engineer approval

Job Name	Date
Model Specified	Quantity
Variations Specified	
Customer/Wholesaler	
Contractor	
Architect	

The information contained in this document is subject to change without notice.

SLOAN.
Sloan Valve Company
10500 Seymour Avenue
Franklin Park, IL 60131
Phone: 1-800-9-VALVE-8 (982-5838)
or 1-847-671-4300
Fax:1-800-447-6329 or 1-847-671-4380
www.sloanvalve.com

Copyright © 2010 Sloan Valve Company
Rev. 0b (SP13)

SLOAN. Efficiency Series

Model
WEUS-1006.1001-1.0
Manual Flushometer and Urinal

DESCRIPTION

Complete system with exposed manual Regal® urinal Flushometer and vitreous china urinal with the following features:

Flush Cycle
Model WEUS 1006.1001-1.0 (1.0 gpf/3.8 Lpf)

Meets the American Disabilities Guidelines and ANSI A117.1 requirements when installed according to these requirements.

NOTE: Plumbing System Requirements
- Minimum **Flowing** Pressure: 25 PSI

SPECIFICATIONS

Quiet, exposed, diaphragm type, chrome plated urinal Flushometer and vitreous china urinal with the following features:

Flushometer
- REBUILD® Synthetic Rubber Diaphragm with Dual Filtered Fixed Bypass
- ADA compliant metal oscillating Non-Hold-Open Handle with Triple Seal Handle Packing
- 3/4" I.P.S. Screwdriver Bab-Chek® Angle Stop
- Free spinning Handle Resistant Stop Cap
- Adjustable Tailpiece
- High Back Pressure Vacuum Breaker Flush Connection with One-piece Bottom Hex Coupling Nut
- Spud Coupling and Flange for 3/4" Top Spud
- Sweat Solder Adapter w/Cover Tube and Cast Wall Flange w/Set Screw
- High copper, low zinc brass castings for dezincification resistance
- Non-Hold-Open Handle, Fixed Metering Bypass and no external volume adjustment to ensure water conservation
- Flush accuracy controlled by CID® technology
- Diaphragm, Handle Packing, Stop Seat and Vacuum Breaker molded from PERMIX® rubber compound for chloramine resistance
- Valve Body, Cover, Tailpiece and Control Stop shall be in conformance with ASTM Alloy Classification for Semi-Red Brass. Valve shall be in compliance to the applicable sections of ASSE 1037/ ASME A112.19.2/CSA B45.1

Urinal
- Wall hung vitreous china
- Washdown flushing action
- 3/4" I.P.S. top spud inlet
- 2" NPT outlet flange
- All mounting hardware included
- Integral flushing rim
- 100 % factory flush tested
- Compliant to the applicable sections of ASME A112.19.3/CSA B45.1
- Carrier not included
- Compatible with Jay R. Smith Carrier 0636 or 0637
- Complied with Buy American Act when purchased as a combination

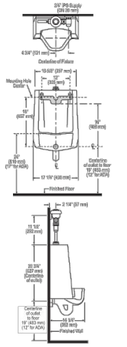

GREEN POWER PARTNER

This space for Architect/Engineer approval

Job Name	Date
Model Specified	Quantity
Variations Specified	
Customer/Wholesaler	
Contractor	
Architect	

The information contained in this document is subject to change without notice.

SLOAN.
Sloan Valve Company
10500 Seymour Avenue
Franklin Park, IL 60131
Phone: 1-800-9-VALVE-8 (982-5838)
or 1-847-671-4300
Fax: 1-800-447-6329 or 1-847-671-4380
www.sloanvalve.com

Copyright © 2010 Sloan Valve Company
Rev. 0b (SP13)

Revisions	Date

SIOUX FALLS VA HEALTH CARE SYSTEM

Drawing Title: Details	Project Title: Remodel B5 Ground Floor Restroom		Date: 2-13-2013
Approved: Division Chief	Building Number: 5	Checked	Drawn	Project No. 438-13-104
Approved: Service Director	Location: VAMROC SIOUX FALLS, SOUTH DAKOTA		Drawing No. 5 Dwg. of 5

Office of Facilities

Department of Veteran Affairs