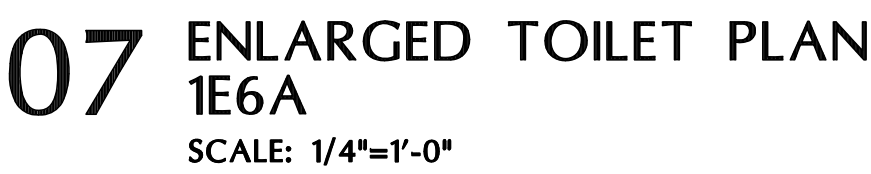
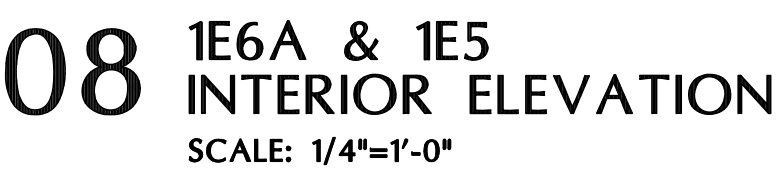
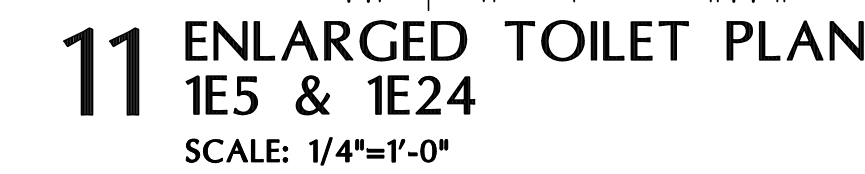
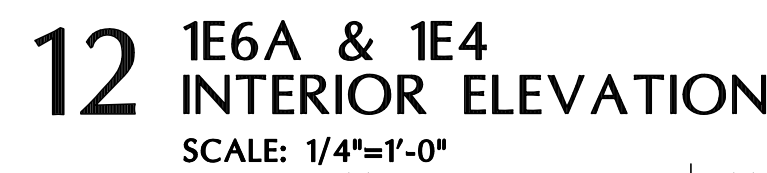
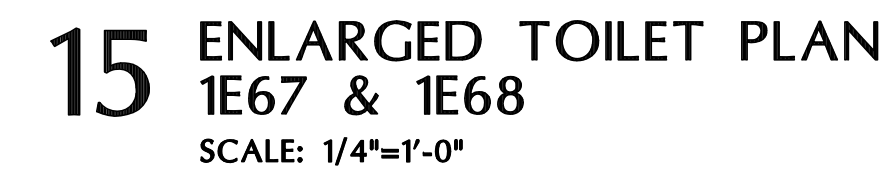
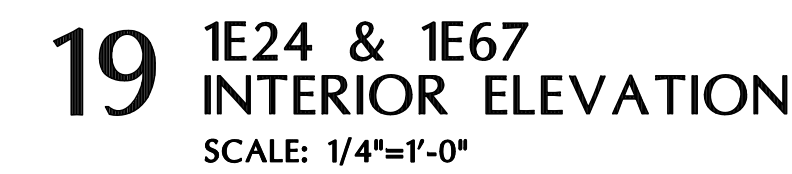
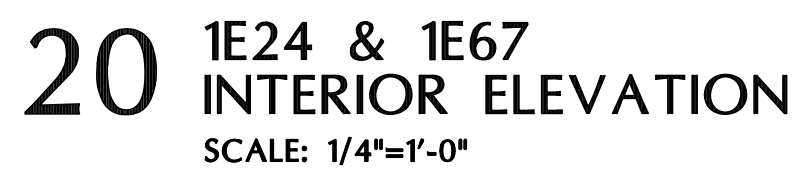
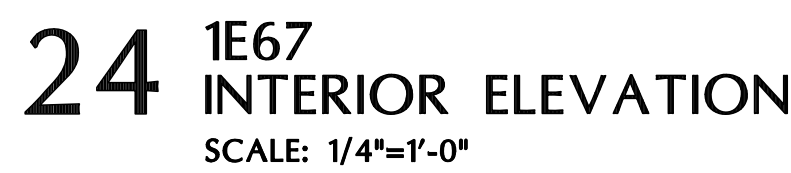


- A. CONSTRUCTION AND INSTALLATIONS SHALL CONFORM TO ALL FEDERAL, STATE AND LOCAL ORDINANCES CODES ETC.
- B. ALL DIMENSIONS ARE TAKEN TO THE FACE OF FINISH OR EXISTING FINISHED UNLESS NOTED OTHERWISE.
- C. VERIFY ALL CRITICAL DIMENSIONS WITH AND/OR RELATED TO THE EXISTING CONDITIONS PRIOR TO BEGINNING WORK. CASEWORK REFER TO THE A44 FORM FOR INFORMATION FROM EXISTING DRAWINGS.
- D. REFER TO THE ARCHITECTURAL FLOOR PLANS FOR ADDITIONAL NOTES AND INFORMATION RELATED TO OTHER ASPECTS OF THE PROJECT.
- E. PROVIDE FULL HEIGHT METAL STUDS (20 GAUGE MINIMUM) TO THE STRUCTURE ABOVE AT ALL CORNERS DOOR FRAMES BRIGHTENED LIGHTS FRAME BRIDGE WALL MOUNTED CLOSURES BEHIND GLASS PARTITIONS. CASEWORK REFER TO THE A44 FORM FOR RATED SHEETS FOR VARIOUS METAL STUD FRAMING EVALUATIONS AND DETAILS.
- F. RATED WALL DESIGNATIONS ARE SHOWN THROUGH OPENINGS TO INDICATE THAT THE WALL CONSTRUCTION ABOVE THE OPENING HAS THE SAME RATING AS THE CONSTRUCTION ON EITHER SIDE OF OPENING.
- G. CERAMIC TILE OMITTED FOR CLARITY - SEE ID SYSTEM FOR ADDITIONAL INFOGRAPH PROVIDE CEILING/SIDE BACKER BOARD UP TO SET WALLS.
- H. REFER TO PPHJ SHEET PLAN SYMBOLS LEGEND AND WALL TYPES.
- I. REFER TO A44 SHEET FOR THE DOOR NUMBERS, EQUIPMENT NUMBERS, TO ACCESSORY NUMBERS AND WALL MOUNTED ITEMS.
- J. REFER TO A44 SHEET FOR THE OPENING SCHEDULE.

F.D. - FLOOR DRAIN REQUIRED IN ALL TOILETS.
NC - NURSE CALL (REFER TO ELECTRICAL PLANS).
VFCI - VA FURNISHED - CONTRACTOR INSTALLED.
CFCI - CONTRACTOR FURNISHED - CONTRACTOR INSTALLED



NOTES:

1. PROVIDE SOAP VALVES MANUFACTURED FOR THE DISPENSING OF ANTIBACTERIAL SOAP.
2. GENERAL CONTRACTOR SHALL PROVIDE SOLID WOOD BLOCKING (HIRE TREATED) BEHIND ALL TOILET ACCESSORIES, TOILET PARTITIONS, SINKS, ETC. MOUNTED TO GYPSUM BOARD CONSTRUCTION.
3. 1/2" X 3/4" X 2" PREPARED TREATED BLOCKS BETWEEN STUDS AND DISCREETLY LOCATED GYPSUM WALLBOARD IS REQUIRED FOR ALL MOUNTED ACCESSORIES THROUGHOUT THE BUILDING, TYPICALLY:
 1. CERAMIC TILE SANITARY BASE REQUIRED IN ALL TOILET ROOMS, TYPICALLY THROUGHOUT THE BUILDING.
 2. CONTRACTOR TO VERIFY ALL ACCESSORIES PROVIDED BY THE OWNER.

Scale: AS NOTED

[illegible]