○ EXTERIOR ELEVATION KEYNOTES:

1. EXISTING BRICK WALL TO REMAIN
2. NEW ADDITION WITH BRICK EXTERIOR WALL TO MATCH EXISTING ADJACENT BRICK IN COLOR, SIZE AND PATTERN.
3. LINE OF EXISTING BRICK COLUMN TO REMAIN
4. NEW ALUMINUM STOREFRONT
5. DECONTAMINATION DOOR
6. CONTROL JOINT
7. CAST STONE COPING
8. NEW LIGHTED EMERGENCY SIGNAGE. CONTRACTOR TO PROVIDE MOUNTS AND POWER.
9. REMOVE AND REUSE EXISTING AIR CURTAIN UNIT. REFER TO MEP.
10. EXISTING STOREFRONT SYSTEM TO REMAIN.
11. GENERAL CONTRACTOR IS TO RE-LABEL EXISTING EMERGENCY SIGNAGE TO READ "CLINIC ENTRANCE"
12. JOINT SEALANT
13. GENERAL CONTRACTOR IS TO PROVIDE NEW EXTERIOR SIGNAGE (CEILING MOUNTED) ABOVE AUTOMATIC DOOR. COORDINATE SIGNAGE MOUNTING DETAILS WITH VENDOR. SIGNAGE SHALL READ "EMERGENCY" IN RED LETTERING, 12" HIGH (CONFIRM WITH ARCHITECT) AND LIGHTED. PROVIDE POWER. REFER TO ELECTRICAL DRAWINGS.
14. GENERAL CONTRACTOR IS TO PROVIDE NEW EXTERIOR SIGNAGE (CEILING MOUNTED) ABOVE AUTOMATIC DOOR. COORDINATE SIGNAGE MOUNTING DETAILS WITH VENDOR. SIGNAGE SHALL READ "AMBULANCE" IN RED LETTERING, 12" HIGH (CONFIRM WITH ARCHITECT) AND LIGHTED. PROVIDE POWER. REFER TO ELECTRICAL DRAWINGS.
15. ACCESS BUTTON (IN USE AFTER HOUR) TO BE CONNECTED TO ED NURSE STATION.
16. ACCESS BUTTON TO BE CONNECTED TO ED NURSE STATION.
17. EXISTING METAL CANOPY TO BE MODIFIED TO ACCOMMODATE NEW BUILDING ADDITION.

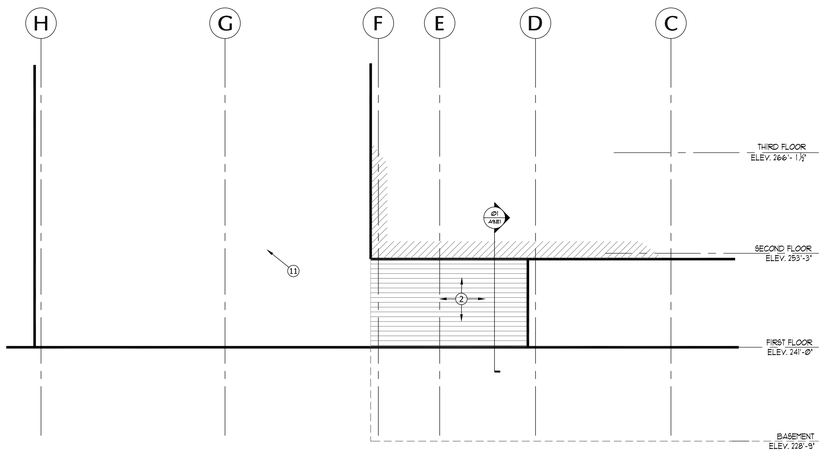

03 EAST ELEVATION - 1 EAST
SCALE: 1/8"=1'-0"

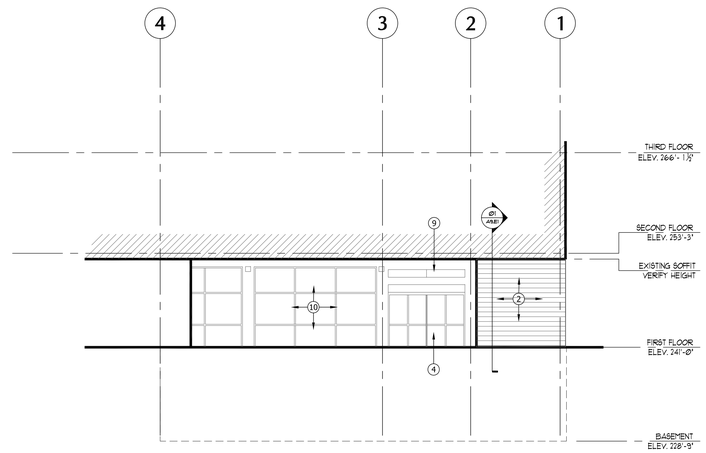

02 NORTH ELEVATION - 1 EAST
SCALE: 1/8"=1'-0"

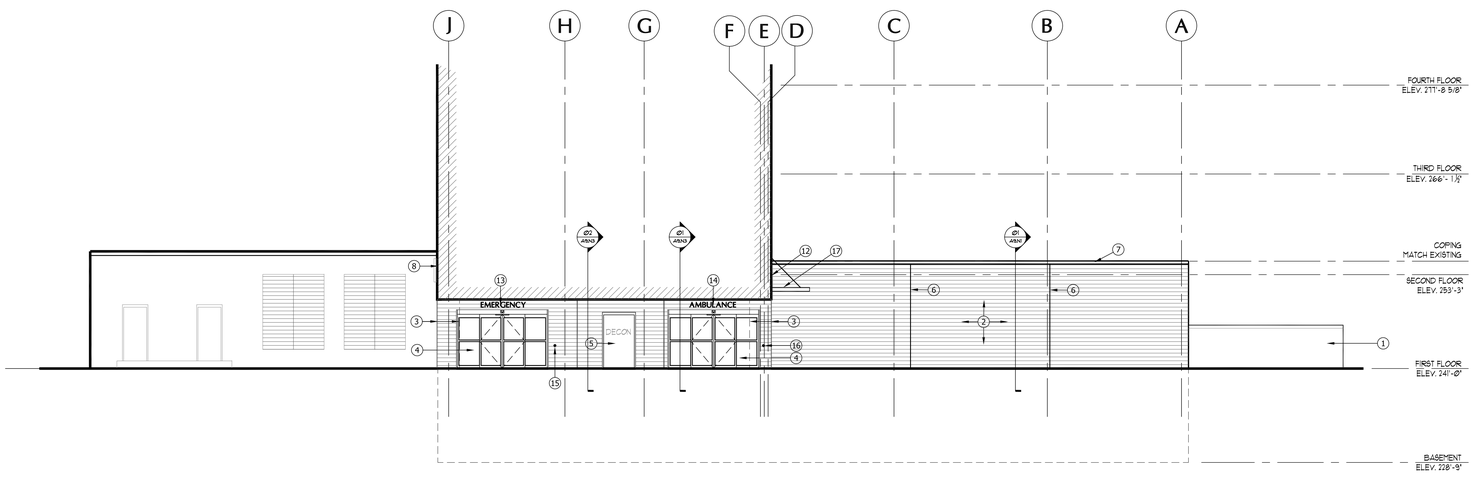

01 NORTH ELEVATION - 1 NORTH
SCALE: 1/8"=1'-0"

EXTERIOR ELEVATION KEYPLAN

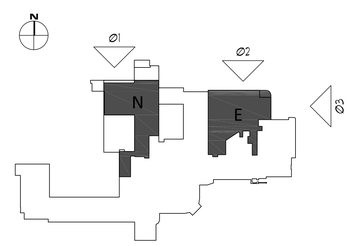

Scale: AS NOTED

Revisions:	Date

CONSULTANTS:

The Estopinal Group
Architecture Engineering Interiors
820 Jordan Street, Suite 507 tel. 318.424.3700
Shreveport, LA 71101 fax 318.424.3764

R. WAYNE ESTOPINAL Reg. No. 10011 REGISTERED ARCHITECT STATE OF LOUISIANA

PROJECT MANAGERS AND ENGINEERS:

TNF A VETERAN OWNED COMPANY
3 EXECUTIVE COURT, UNIT 4
SOUTH BARRINGTON, IL 60010

Drawing Title: EXTERIOR ELEVATIONS

Approved: Project Director

Project Title: RENOVATE ED & PRIMARY CARE
Phase 1 & 2

Location: SHREVEPORT VAMC
510 EAST STONER AVE

Date: 01/09/13 | Checked: JAH | Drawn: CSH

Project Number: 667-10-100

Building Number: IN, IE

Drawing Number: A8.1

Dwg. 26 of 112

Office of Construction and Facilities Management

Department of Veterans Affairs

VA FORM 08-6231

three inches = one foot
one and one half inches = one foot
one inch = one foot
three quarters inch = one foot
one half inch = one foot
three eighths inch = one foot
one quarter inch = one foot
one eighth inch = one foot
J:\ACTIVE SHREVEPORT PROJECTS\VASH\VASH.015\CD\ARCH\A-VASH.015-A0801-Exterior Elevations-1N.dwg 1-08-13 03:16:40 PM jaharris