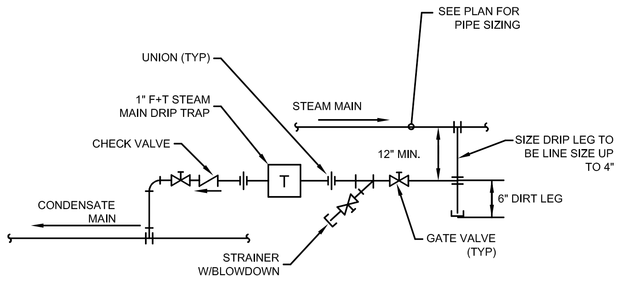

TYPICAL STEAM DRIP TRAP DETAIL (1)

NOT TO SCALE

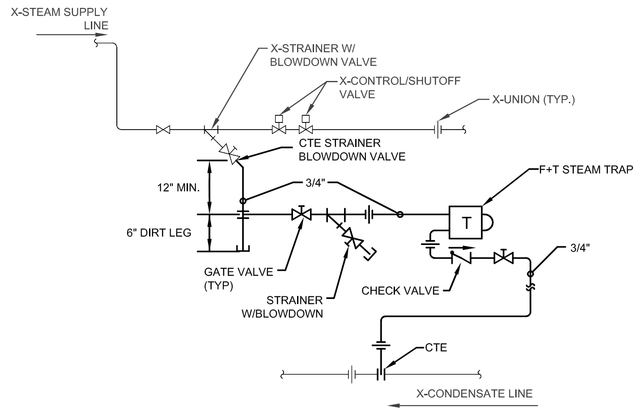

STEAM DRIP TRAP DETAIL NEW (2)

NOT TO SCALE

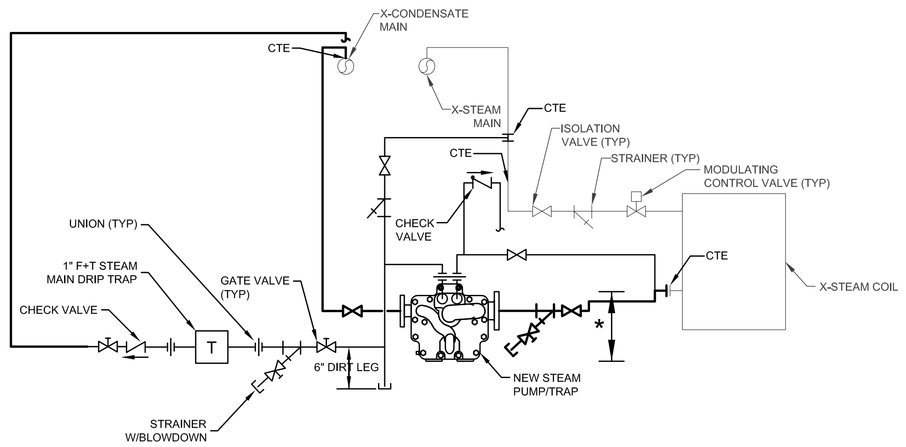

NOTE:

PIPE SIZING & DIMENSIONS OF PUMP/TRAPS SHALL BE IN ACCORDANCE WITH MANUFACTURER'S REQUIREMENTS.

* CONFIRM THAT THE COIL OUTLET ABOVE THE NEW TRAP MEETS PUMP/TRAP MANUFACTURER'S REQUIREMENT.

STEAM PUMP TRAP DETAIL (3)

NOT TO SCALE

STEAM CONDENSATE PUMP/TRAP SCHEDULE

PUMP/TRAP NO.	LOCATION	AREA	AHU	CAPACITY #/HR	STEAM SUPPLY PRESSURE	APPROX. LIFT HEIGHT (FT)
3	BASEMENT	5	AC-53	1400	10	6
4	BASEMENT	5	AC-53	1400	10	6
6	BASEMENT	5	AC-52	860	10	6
7	BASEMENT	5	AC-52	860	10	6
12	BASEMENT	5	AC-51	700	10	6
13	BASEMENT	5	AC-51	700	10	6
88	BASEMENT	3	AC-31	560	10	6
89	BASEMENT	3	AC-31	560	10	6
90	BASEMENT	3	AC-32	485	10	6
91	BASEMENT	3	AC-32	485	10	6
96	BASEMENT	3	AC-28	141	10	10
97	BASEMENT	3	AC-28	237	10	10
104	GROUND FLOOR	4	AC-C	100	10	8
415	BASEMENT	1	AC-26	1300	10	12

NOTES:
1. REPLACE EXISTING TRAPS WITH NEW PUMP TRAPS WITH CAPACITIES. SELECT AND INSTALL NEW PUMP TRAP IN STRICT ACCORDANCE WITH MANUFACTURER'S REQUIREMENTS.

Revisions:	Date
FINAL CD-SUBMISSION	12-21-12
95% SUBMISSION	11-30-12
65% SUBMISSION	11-16-12

CONSULTANTS:

FREDRICK, FREDRICK & HELLER ENGINEERS, INC.
672 EAST ROYALTON ROAD
BROADVIEW HTS., OHIO 44147
TEL. (440) 546-9696
FAX: (440) 546-9699

STATE OF OHIO BRIAN M. WIDOWSKI 66625 REGISTERED PROFESSIONAL ENGINEER

ARCHITECT:

Drawing Title: STEAM PIPING DETAILS

Approved: Project Director

Project Title: **STEAM TRAP MONITORING, INSULATION AND PIPING UPGRADES**

Location: **VAMC - WADE PARK**

Date: 12-21-12 | Checked: WFW | Drawn: JWF

Project Number: 541-12-115

Building Number: 1

Drawing Number: 1-02

Office of Facilities Management

Department of Veterans Affairs

VA FORM 08-6231, OCT 1978