CODED NOTES:

1. DISCONNECT & RELOCATE EXISTING STEAM PIPING MANIFOLD, CONTROL VALVE & TRAPS LOCATED INSIDE AIR HANDLING UNIT. REINSTALL ALL VALVES & TRAPS OUTSIDE OF AIR HANDLING UNITS & ROUTE ONLY STEAM SUPPLY PIPING TO THE TWO HUMIDIFIERS. INSULATE ALL EXPOSED PIPING, VALVES, TRAPS & FITTINGS.
2. CONNECT TO TWO CONDENSATE LINES FROM HUMIDIFIER CONDENSATE TRAPS.
3. CONNECT STEAM CONDENSATE DRAIN LINES AND ROUTE DOWN THRU FLOOR. SEE DWG. FOR CONTINUATION.

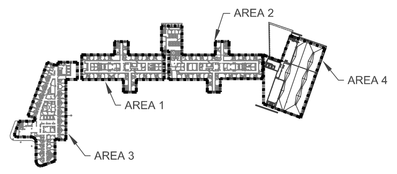

FIFTH FLOOR KEY PLAN
SCALE: N.T.S.

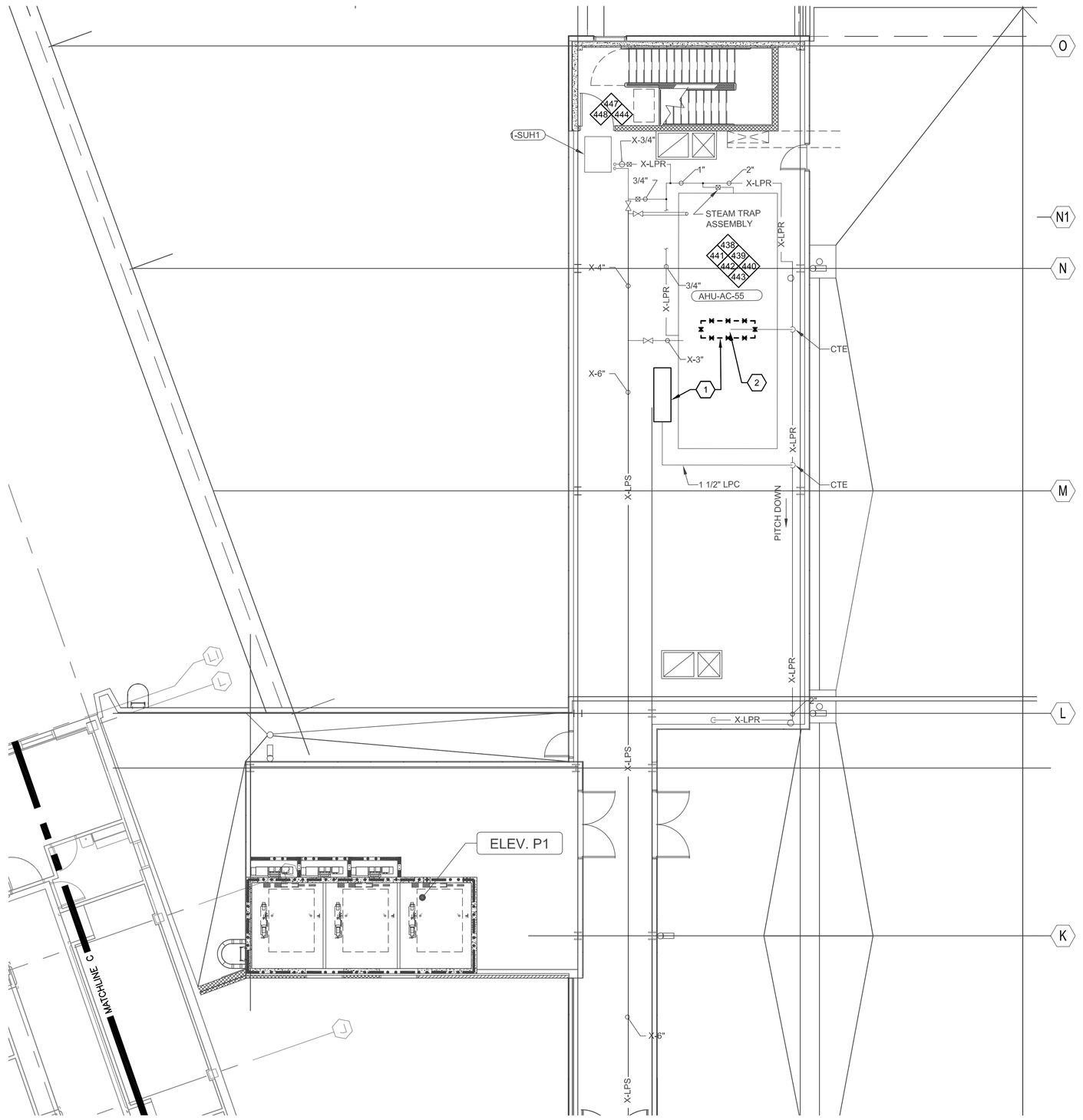

PARTIAL FIFTH FLOOR PENTHOUSE - STEAM PIPING - AREA 4 — 1
SCALE: 1/8" = 1'-0"

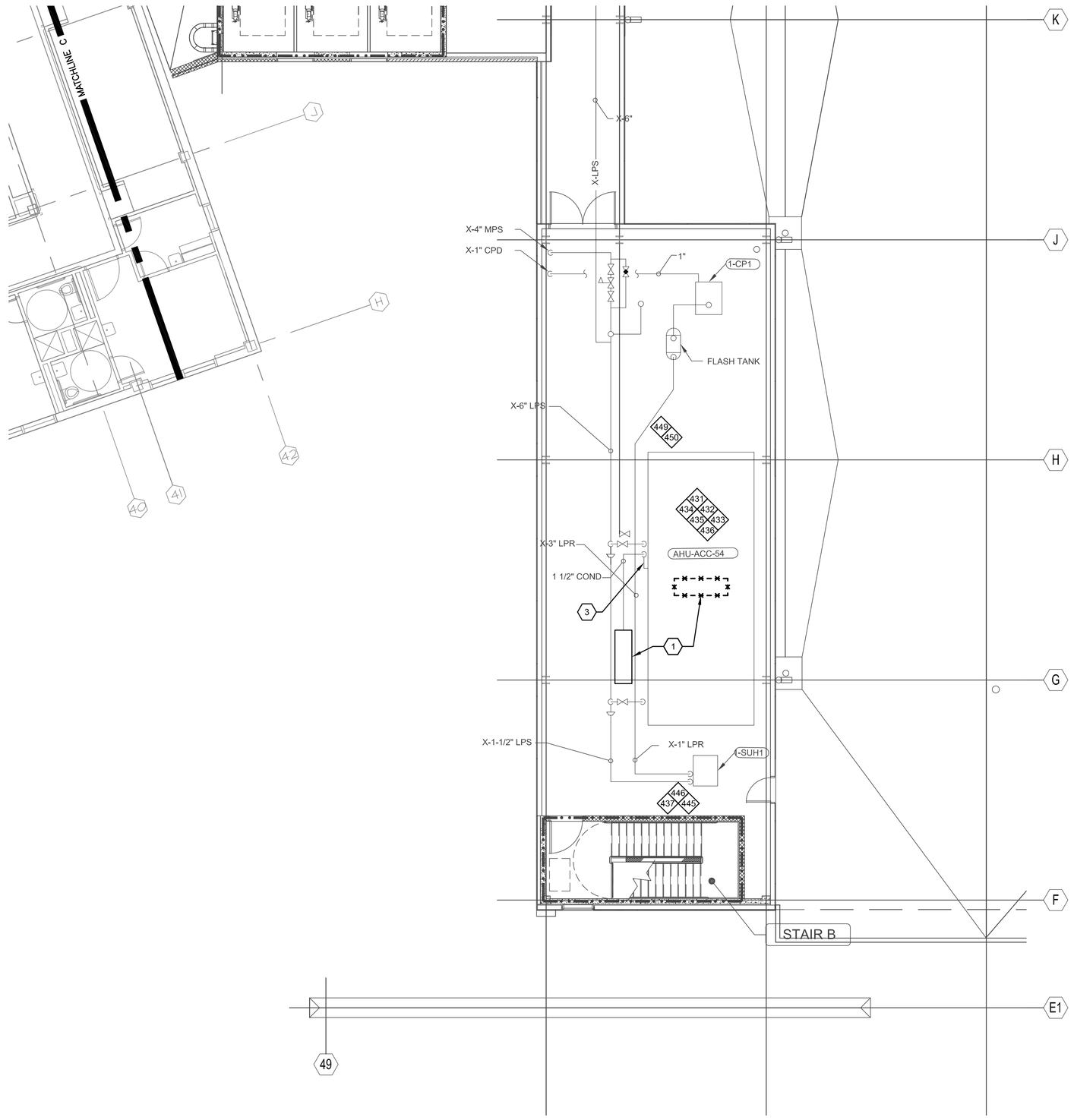

PARTIAL FIFTH FLOOR PENTHOUSE - STEAM PIPING - AREA 4 — 2
SCALE: 1/8" = 1'-0"

Revisions:	Date
FINAL CD-SUBMISSION	12-21-12
95% SUBMISSION	11-30-12
65% SUBMISSION	11-16-12

CONSULTANTS:

FREDRICK, FREDRICK & HELLER ENGINEERS, INC.
672 EAST ROYALTON ROAD
BROADVIEW HTS., OHIO 44147
TEL. (440) 546-0696
FAX: (440) 546-9699

STATE OF OHIO — BRIAN M. WIDOWSKI 66625 — PROFESSIONAL ENGINEER

ARCHITECT:

Drawing Title: PARTIAL FIFTH FLOOR STEAM PIPING PLAN - AREA 4

Approved: Project Director

Project Title: **STEAM TRAP MONITORING, INSULATION AND PIPING UPGRADES**

Location: **VAMC - WADE PARK**

Date: 12-21-12 | Checked: WFW | Drawn: JWF

Project Number: 541-12-115

Building Number: 1

Drawing Number: 3-5-4

Office of Facilities Management

Department of Veterans Affairs

VA FORM 08-6231, OCT 1978