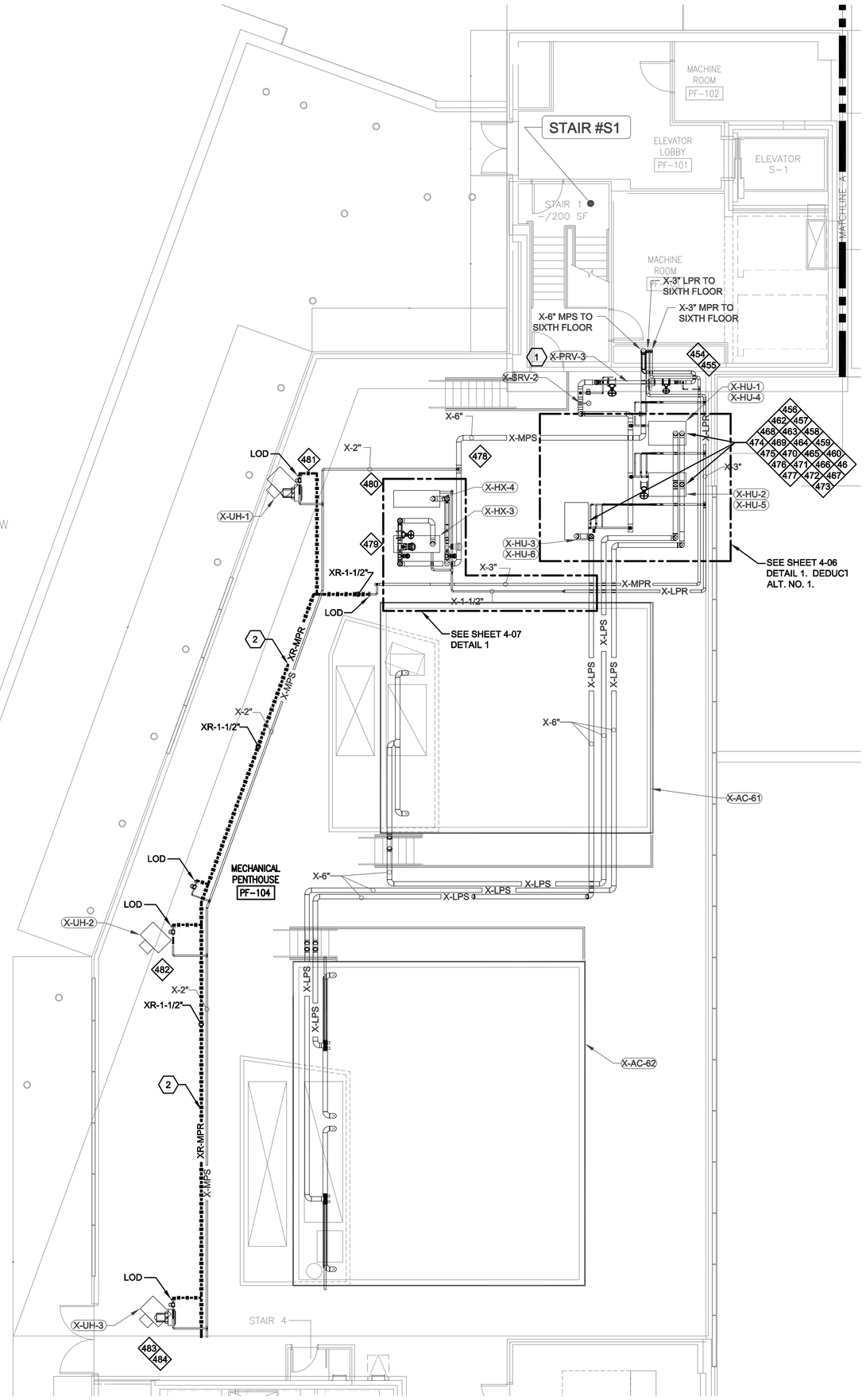

PARTIAL PENTHOUSE - STEAM PIPING - DEMO - AREA 4 (1)

SCALE: 1/8" = 1'-0"

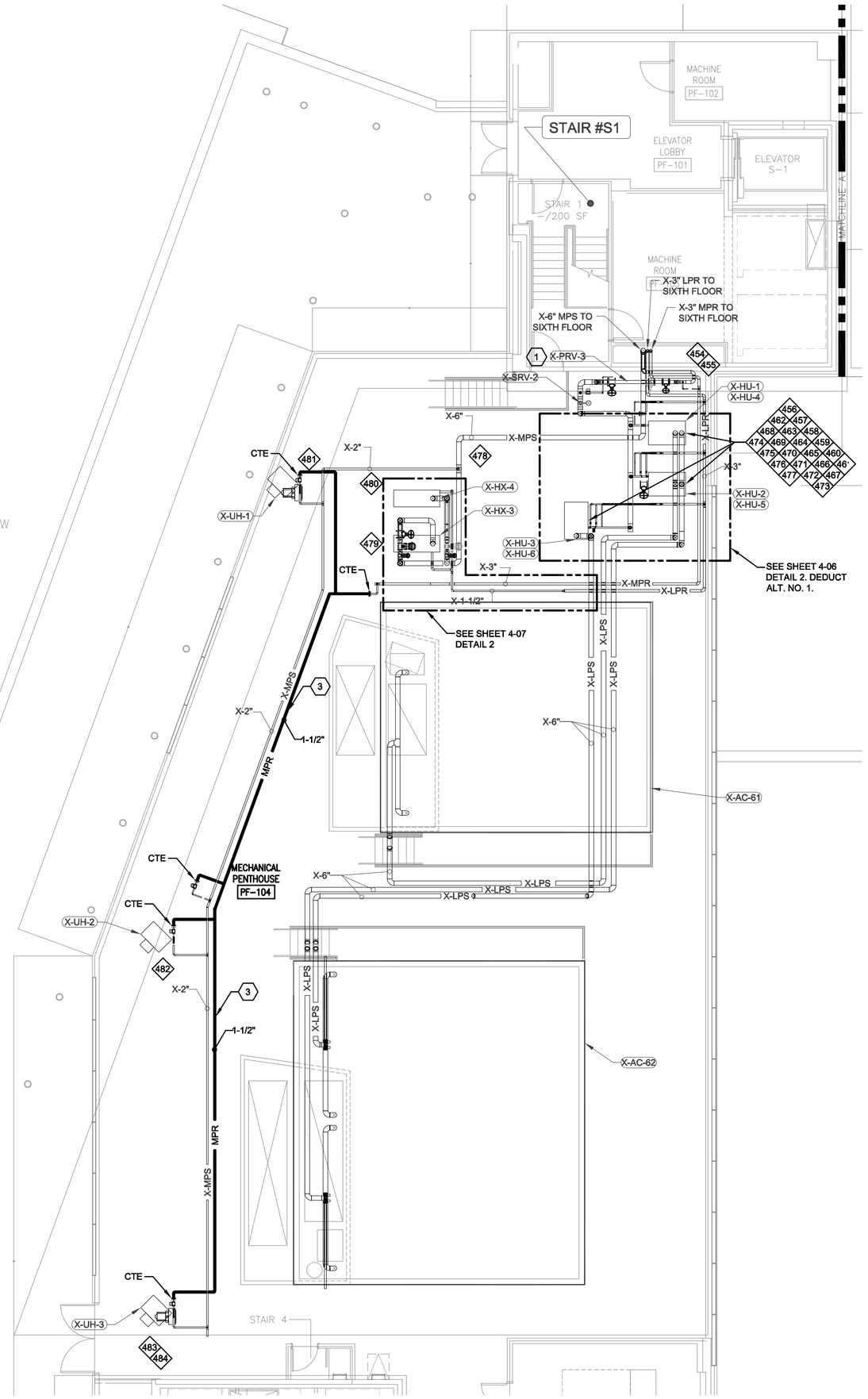

PARTIAL PENTHOUSE - STEAM PIPING - NEW WORK - AREA 4 (2)

SCALE: 1/8" = 1'-0"

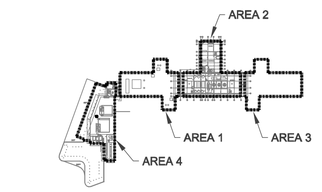

PENTHOUSE KEY PLAN

SCALE: N.T.S.

CODED NOTES:

1. REPLACE SPRING IN EXISTING PRESSURE REDUCING VALVE (PRV-3) TO PROVIDE 2 PSI STEAM PRESSURE.
2. DISCONNECT & REMOVE EXISTING CONDENSATE RETURN LINE.
3. NEW 1-1/2" CONDENSATE RETURN LINE MOUNTED BELOW THE LEVEL OF THE EXISTING STEAM UNIT HEATERS.

Revisions:	Date
FINAL CD-SUBMISSION	12-21-12
95% SUBMISSION	11-30-12
65% SUBMISSION	11-16-12

CONSULTANTS:

FREDRICK, FREDRICK & HELLER ENGINEERS, INC.
672 EAST ROYALTON ROAD
BROADVIEW HTS., OHIO 44147
TEL. (440) 546-9696
FAX (440) 546-9699

STATE OF OHIO — BRIAN M. WIDOWSKI 66625 — REGISTERED PROFESSIONAL ENGINEER

ARCHITECT:

Drawing Title: PARTIAL PENTHOUSE STEAM PIPING PLAN - AREA 4

Approved: Project Director

Project Title: **STEAM TRAP MONITORING, INSULATION AND PIPING UPGRADES**

Location: **VAMC - WADE PARK**

Date: 12-21-12 | Checked: WFW | Drawn: JWF

Project Number: 541-12-115

Building Number: 1

Drawing Number: 3-PH-4

Office of Facilities Management

Department of Veterans Affairs

VA FORM 08-6231, OCT 1978