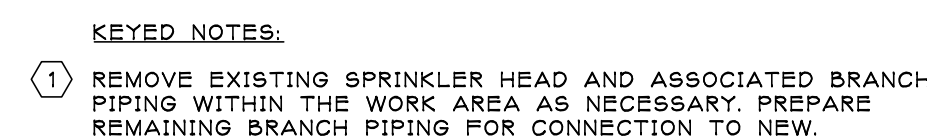


GENERAL NOTE

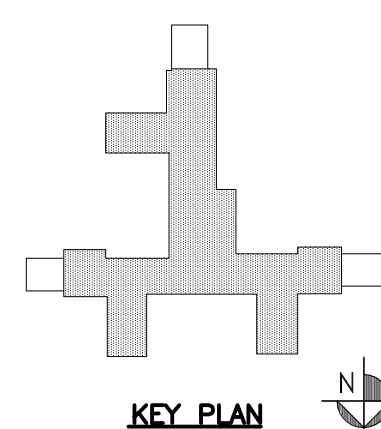
1. SLEEVES NOT REQUIRED WHERE PENETRATIONS ARE CORE-DRILLED THROUGH MASONRY WALLS/FLOORS. VERIFY REQUIREMENTS WITH APPLICABLE UL FIRESTOP DETAIL.

SCALE:  $\frac{1}{8}'' = 1'-0''$



SCALE: 1/8" = 1'-0"

ONE WEBSTER'S LANDING  
SYRACUSE, NEW YORK 13202  
315.423.0185




ARCHITECTS, PLLC  
40 Wildbriar Road, Rochester NY 14623  
585-321-1210 [www.gardnerplus.com](http://www.gardnerplus.com)

Note:  
USERS OF THESE DRAWINGS  
ARE RESPONSIBLE FOR VERIFYING ALL  
EXISTING DIMENSIONS & CONDITIONS  
IN THE FIELD.

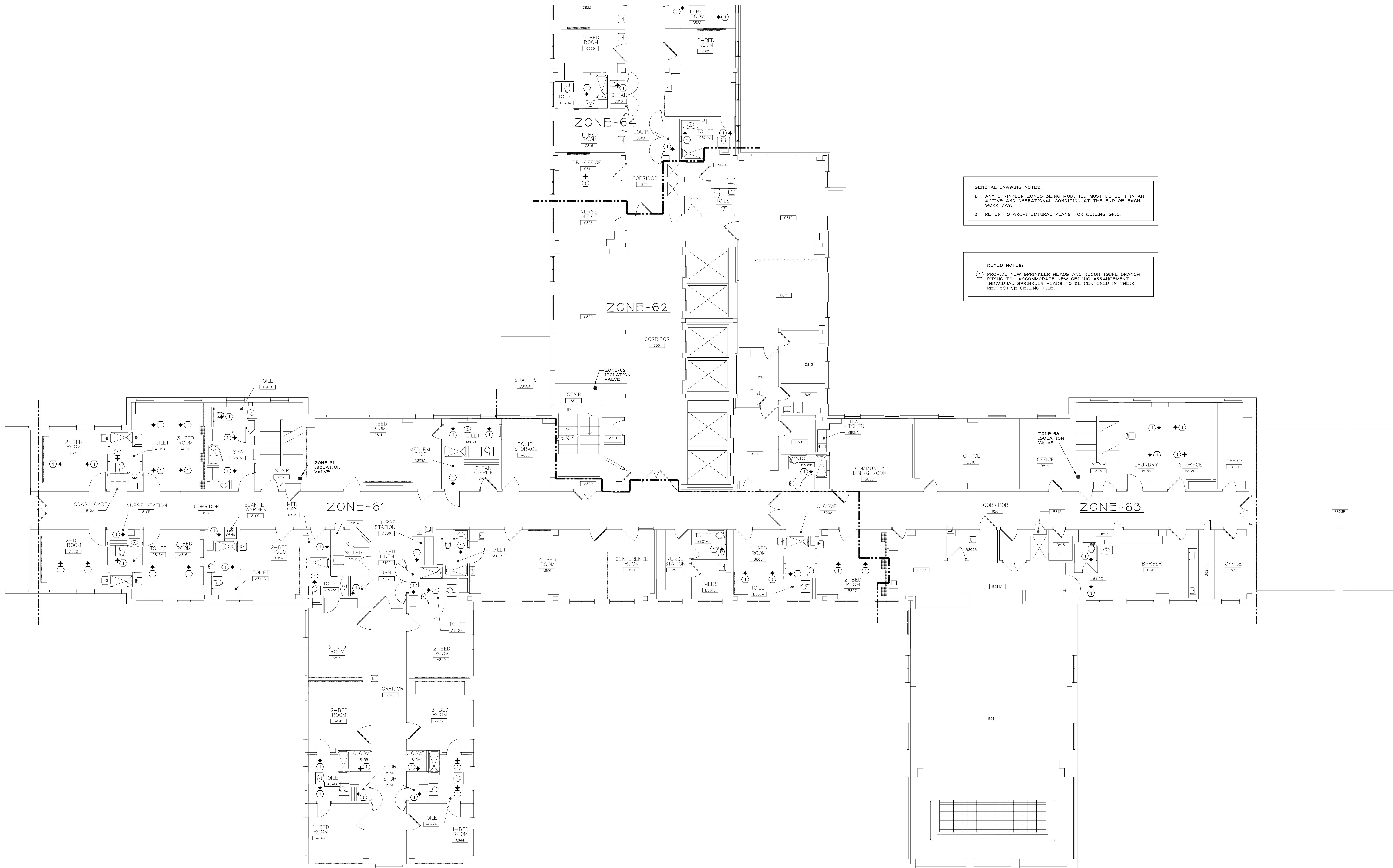


Department of  
Veterans Affairs



Note:  
USERS OF THESE DRAWINGS  
ARE RESPONSIBLE FOR VERIFYING ALL  
EXISTING DIMENSIONS & CONDITIONS  
IN THE FIELD.

\\A201\A\1514 - Gardner Plus - 8th Floor Bathroom Engineering\Current Drawings\ACON\8P-8P\ME.dwg, 3/7/2013 2:44:35 PM, 5.0



GENERAL DRAWING NOTES:

1. ANY SPRINKLER ZONES BEING MODIFIED MUST BE LEFT IN AN ACTIVE AND OPERATIONAL CONDITION AT THE END OF EACH WORK DAY.
2. REFER TO ARCHITECTURAL PLANS FOR CEILING GRID.

KEYED NOTES:

1. PROVIDE NEW SPRINKLER HEADS AND RECONFIGURE BRANCH PIPING TO ACCOMMODATE NEW CEILING ARRANGEMENT. INDIVIDUAL SPRINKLER HEADS TO BE CENTERED IN THEIR RESPECTIVE CEILING TILES.

8TH FLOOR PARTIAL PLAN - FIRE PROTECTION PLAN  
SCALE: 1/8" = 1'-0"

Note:  
USERS OF THESE DRAWINGS  
ARE RESPONSIBLE FOR VERIFYING ALL  
EXISTING DIMENSIONS & CONDITIONS  
IN THE FIELD.


Revisions	Date

CONSULTANTS:

**IPD: Engineering**  
INTEGRATED PROJECT DELIVERY

ONE WEBSTER'S LANDING  
SYRACUSE, NEW YORK 13202  
315.423.0185

Professional Engineer Seal: Samuel J. Cornwell, No. 085524, State of New York



ARCHITECT:

**GARDNER PLUS**  
ARCHITECTS, PLLC

40 Wildbriar Road, Rochester NY 14623  
585-321-1210 www.gardnerplus.com

Drawing Title

PARTIAL 8TH FLOOR FIRE PROTECTION PLAN

Project Title

VA SYRACUSE 8TH FLOOR  
COMMUNITY LIVING CENTER  
BATHROOM RENOVATIONS

Location

800 Irving Avenue Syracuse, NY 13210

Date

03-08-13

Checked

SBG

Drawn

NCB

Project Number

VAMC-528A7-12-718

Building Number

01

Drawing Number

FX101

Dwg. 38 of 62

