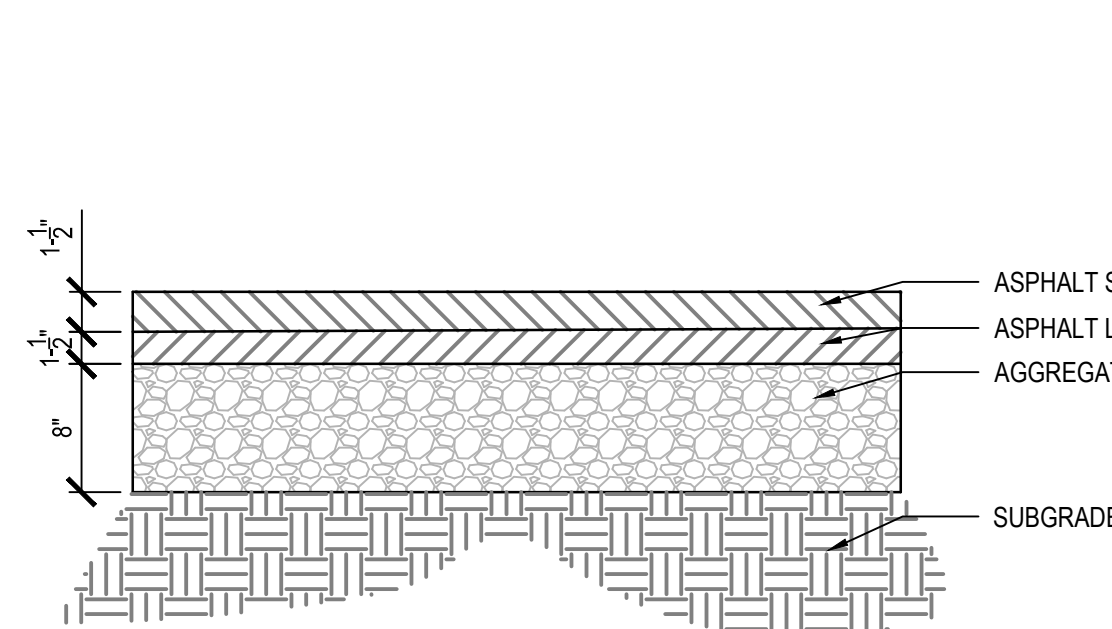
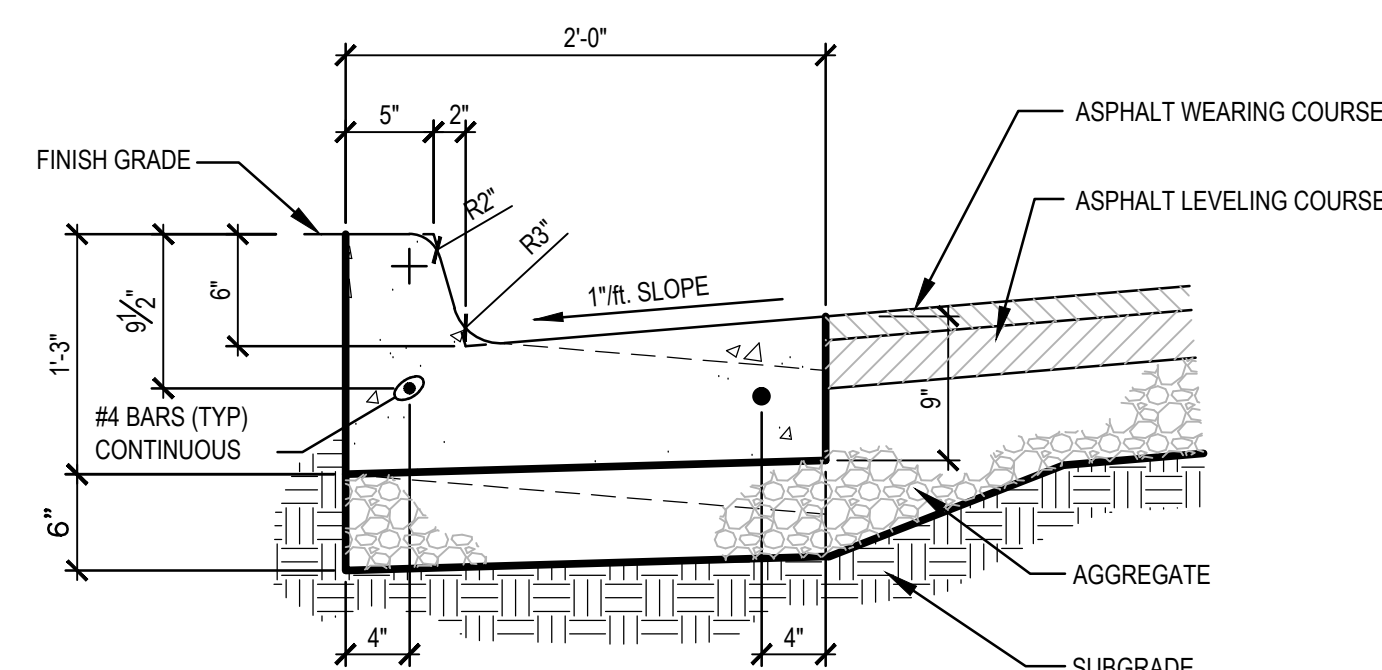


three inches = one foot
one and one half inches = one foot
one inch = one foot
three quarters inch = one foot
one half inch = one foot
three eighths inch = one foot
one quarter inch = one foot
one eighth inch = one foot
one sixteenth inch = one foot

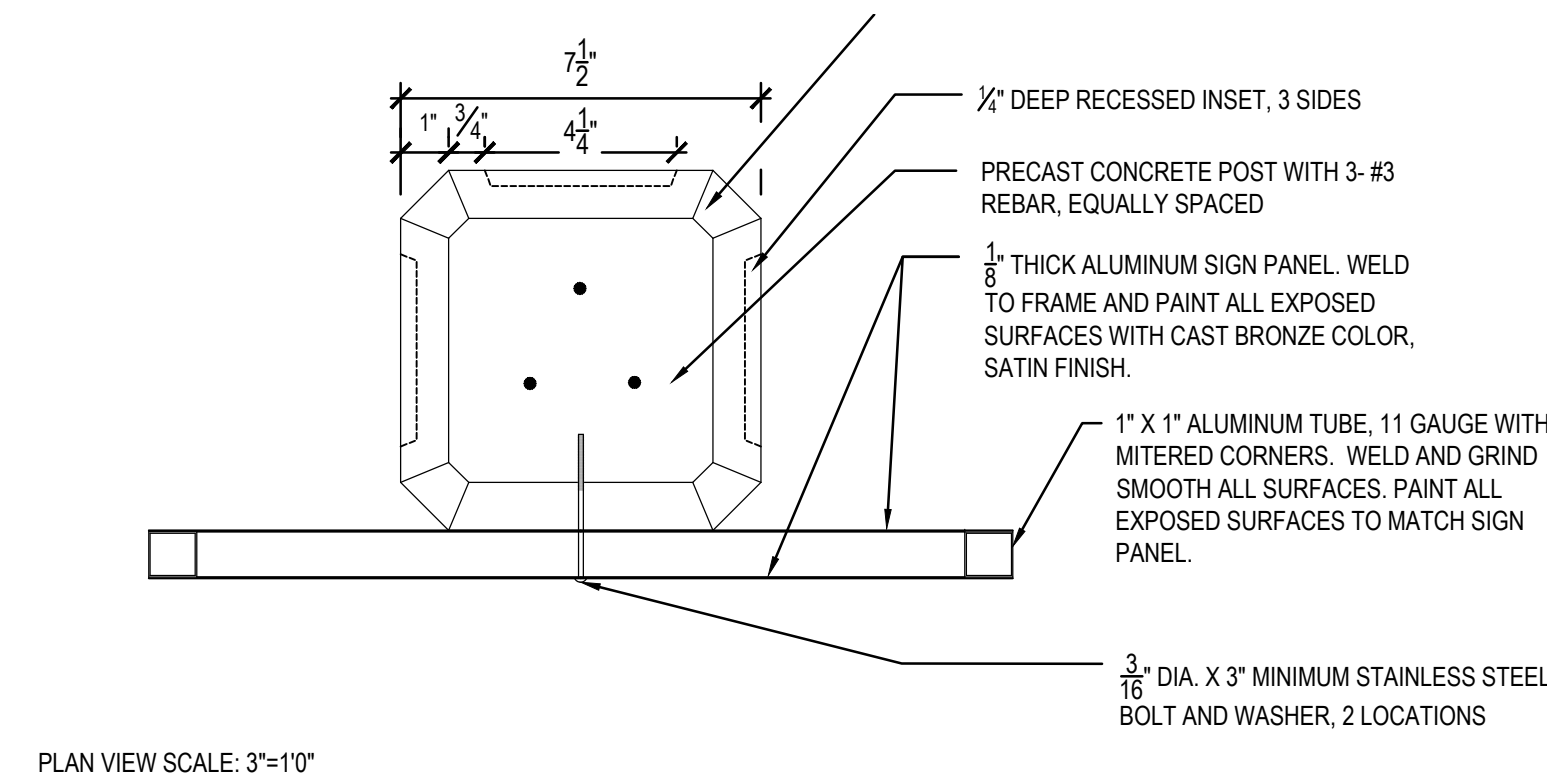
PA:0407.02\CAO\Sheet\50407.02-1-L2.1-LAY01.DWG 3-27-13 02:54:54 PM C:\Bentley



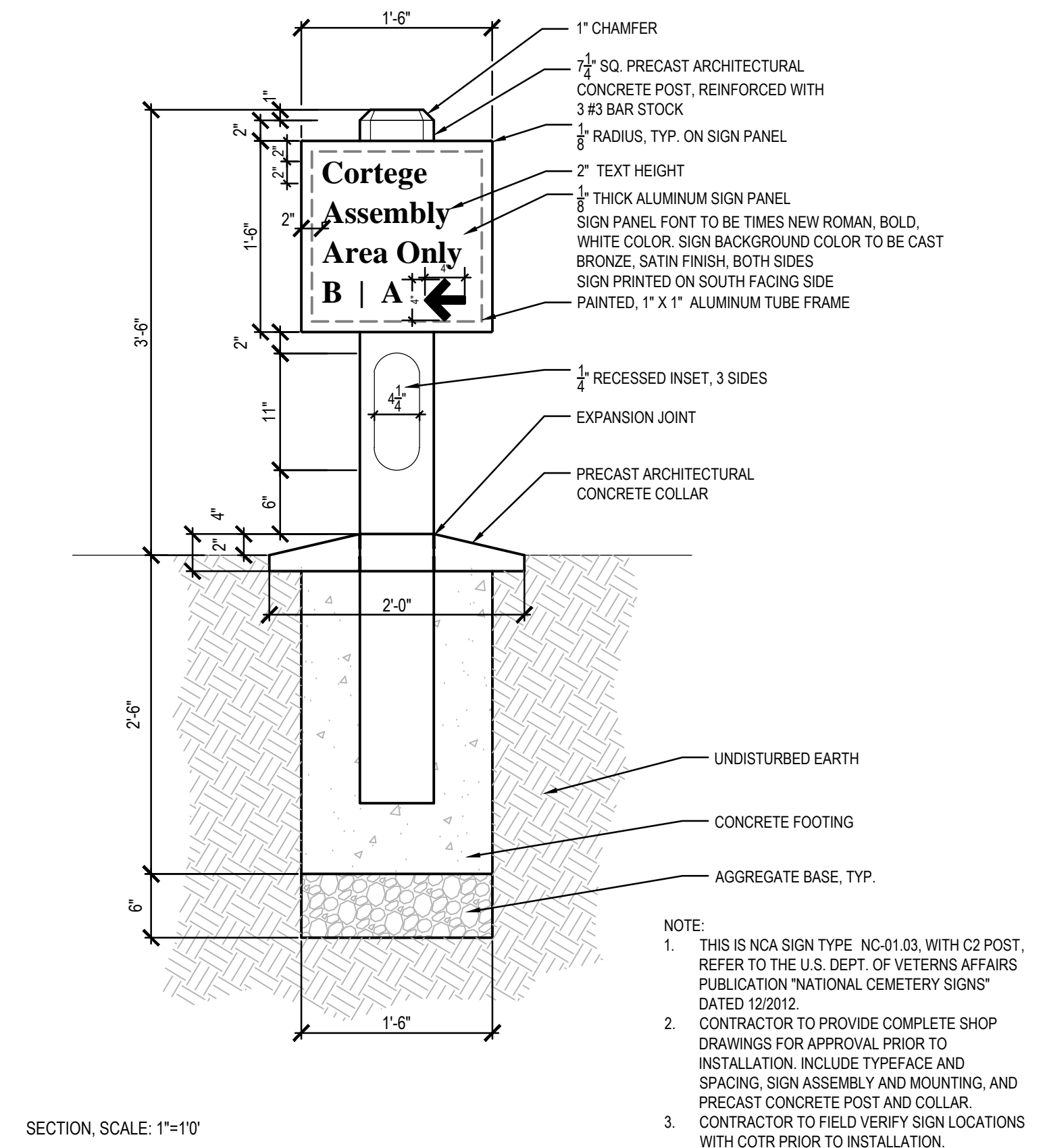
1 ASPHALT PAVEMENT
L2.1 SECTION
1" = 1'-0"



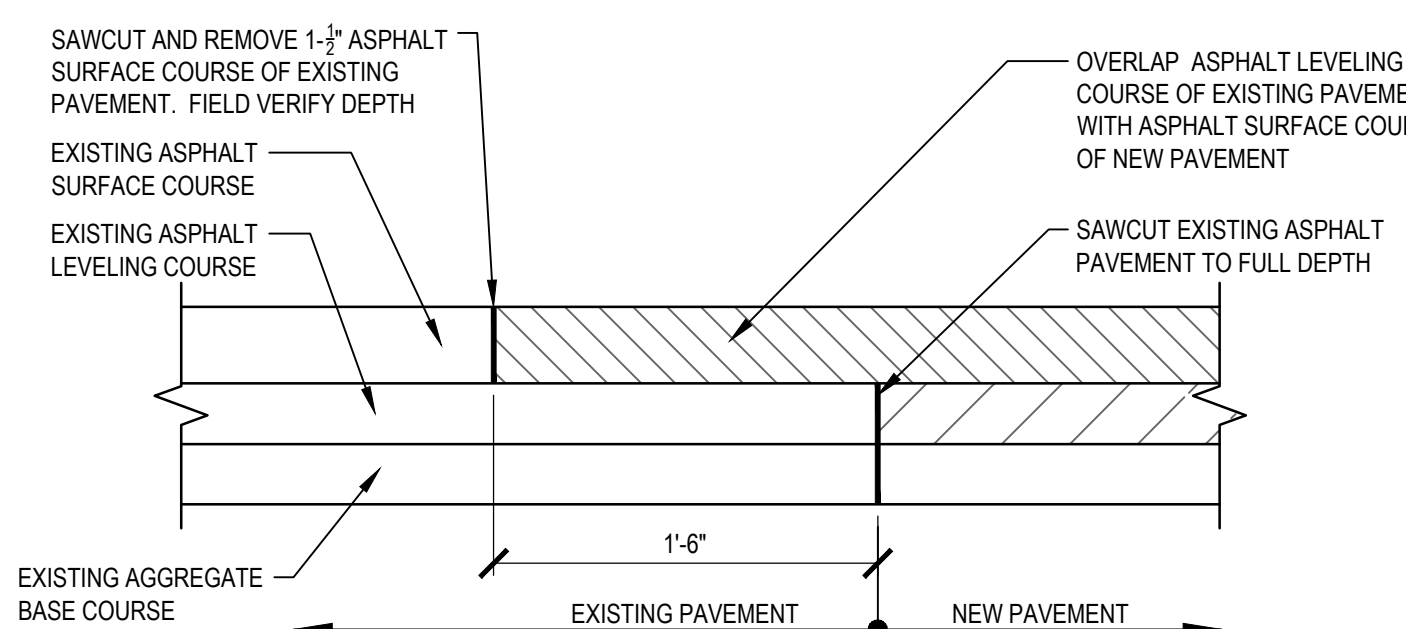
5 CONCRETE CURB AND GUTTER
L2.1 SECTION
1" = 1'-0"



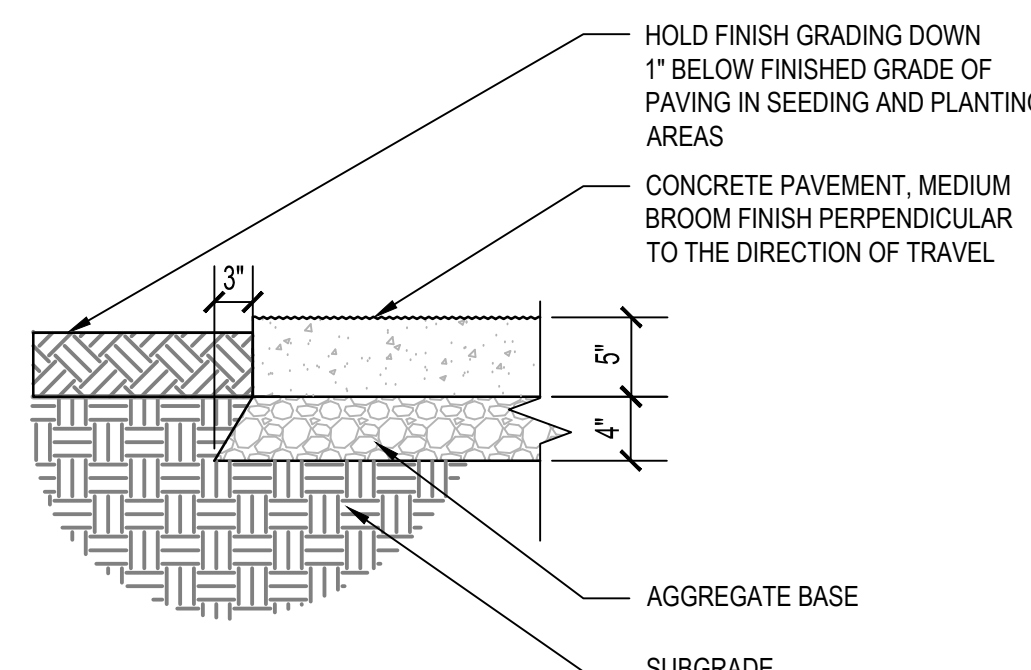
PLAN VIEW SCALE: 3"=1'-0"



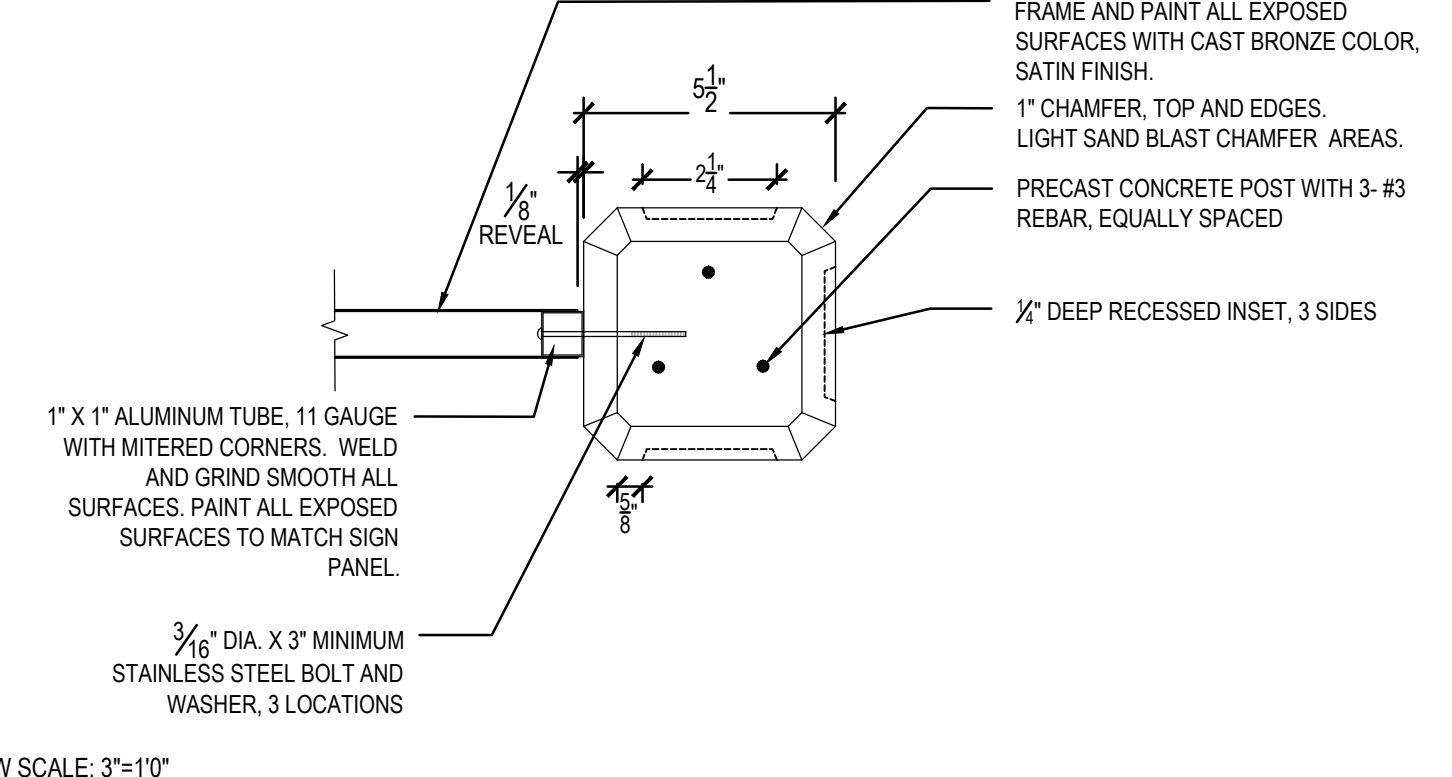
8 POST AND PANEL SIGN, CORTEGE LANE ASSEMBLY
L2.1 SECTION, PLAN VIEW



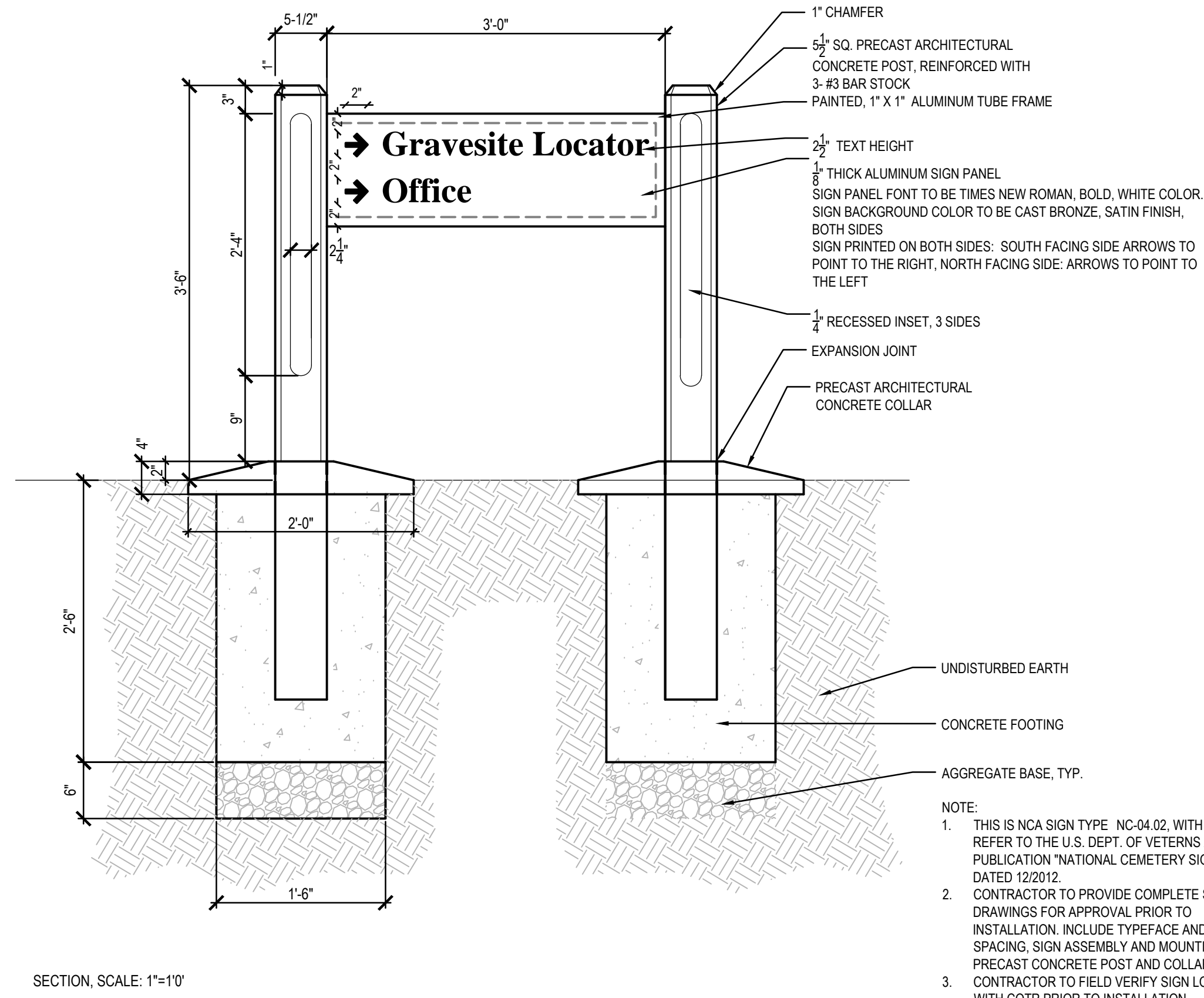
2 BUTT JOINT
L2.1 SECTION
1" = 1'-0"



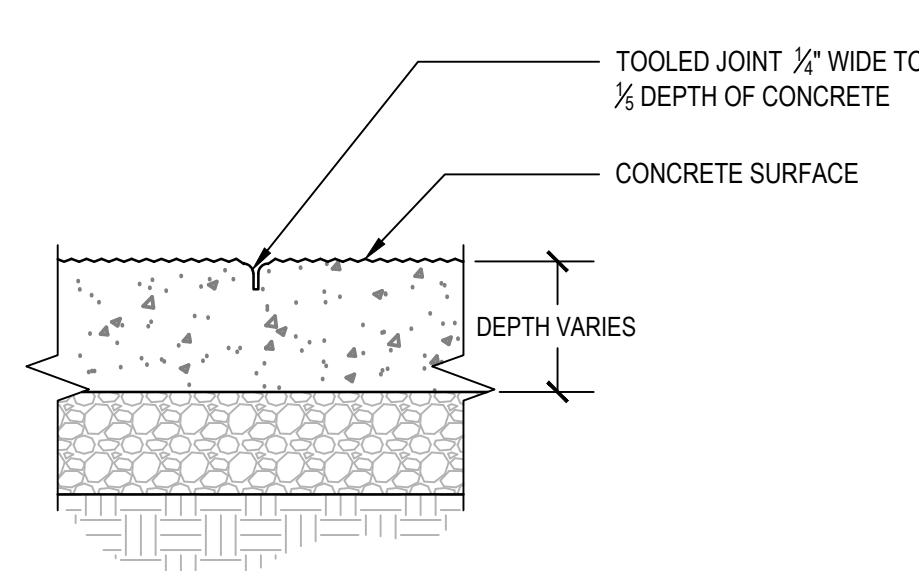
6 LIGHT DUTY CONCRETE WALK
L2.1 SECTION



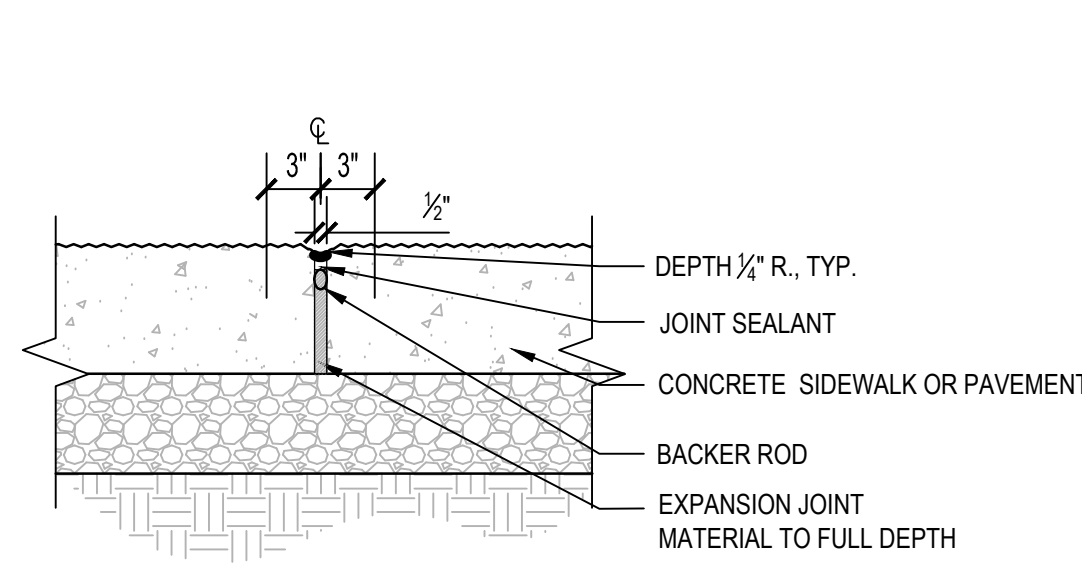
PLAN VIEW SCALE: 3"=1'-0"



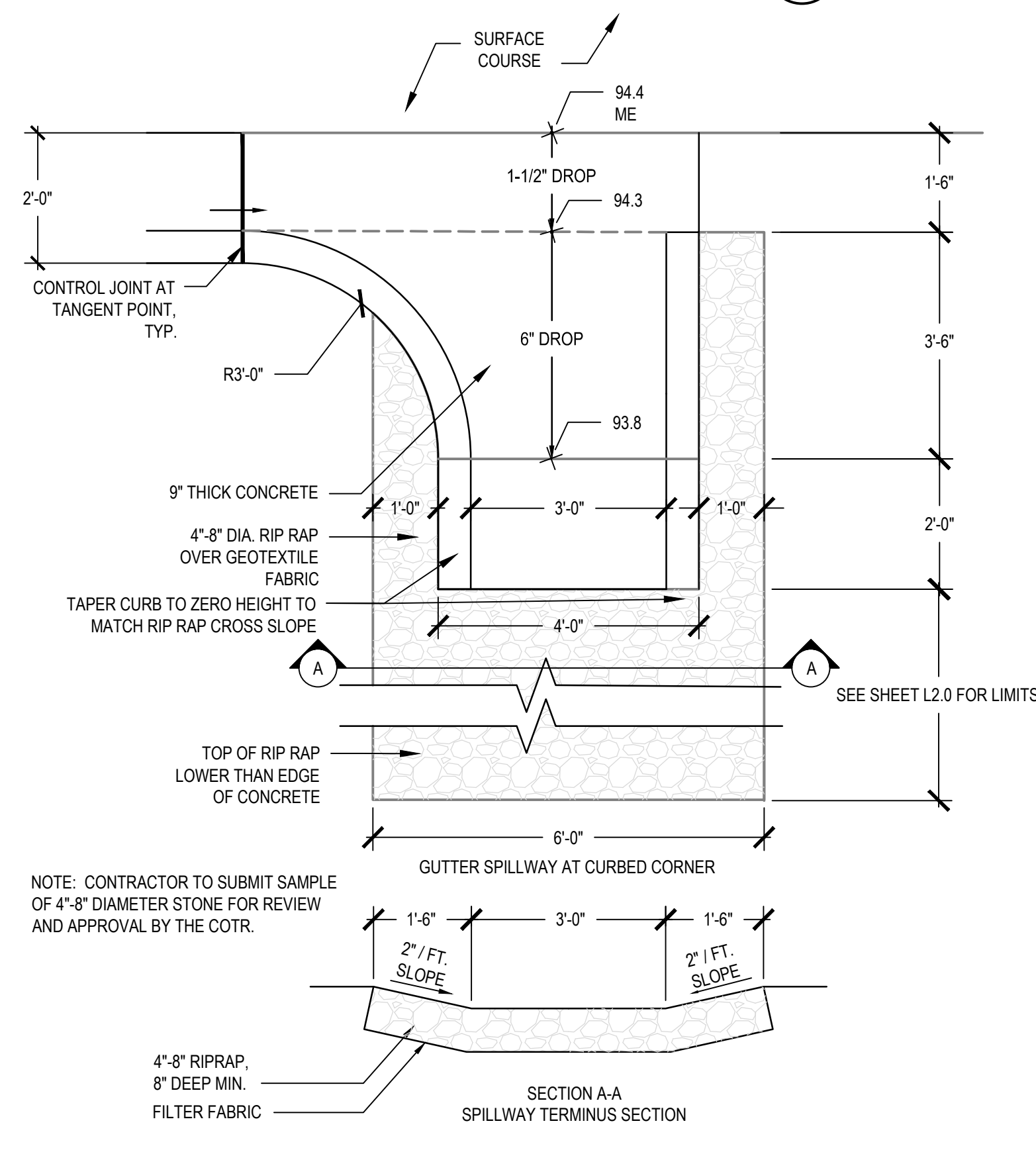
9 POST AND PANEL SIGN, GRAVESITE LOCATOR-OFFICE
L2.1 SECTION, PLAN VIEW



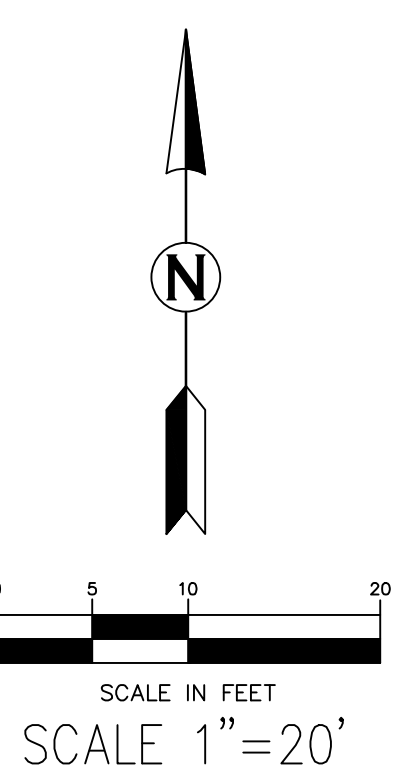
3 CONTRACTION JOINT
L2.1 SECTION
1" = 1'-0"



4 EXPANSION JOINT
L2.1 SECTION
1" = 1'-0"



7 CONCRETE SPILLWAY
L2.1 SECTION
NTS



CONSULTANTS:

ANDERSON ENGINEERING
ENGINEERING • ARCHITECTURE • LAND SURVEYING
ENVIRONMENTAL SERVICES • LANDSCAPE ARCHITECTURE
Anderson Engineering of Minnesota, LLC
13805 164 Avenue North
Suite 100
Plymouth, MN 55441
763-412-4000 (M) 763-412-4000 (F)
www.ae-mn.com

ARCHITECT/ENGINEERS:

SMITHGROUP JJR

SMITHGROUPJJR, INC.
201 DEPOT STREET, 2ND FLOOR
ANN ARBOR, MICHIGAN 48104T. 313.983.3600
734.662.4457
www.smithgroupjir.com

Drawing Title
SITE MATERIALS DETAILS

Approved Project Director

Project Title
Administration Building
Renovation and
Cortège Parking

Project Number
897CM3019

Building Number

Location
Leavenworth National Cemetery/Leavenworth KS

Date
MARCH 25, 2013

Checked
TM

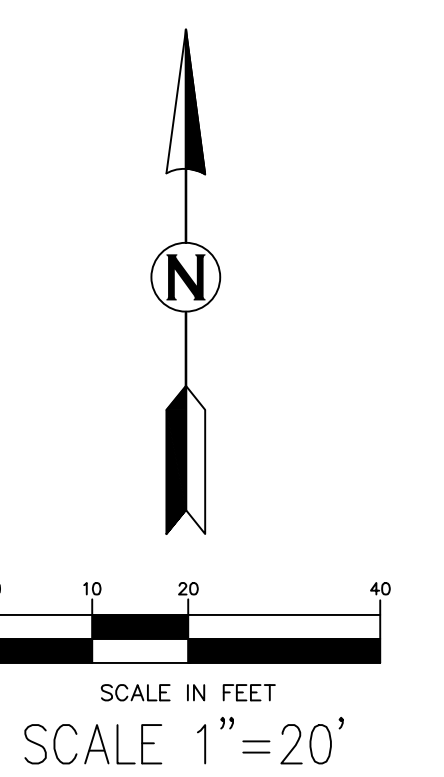
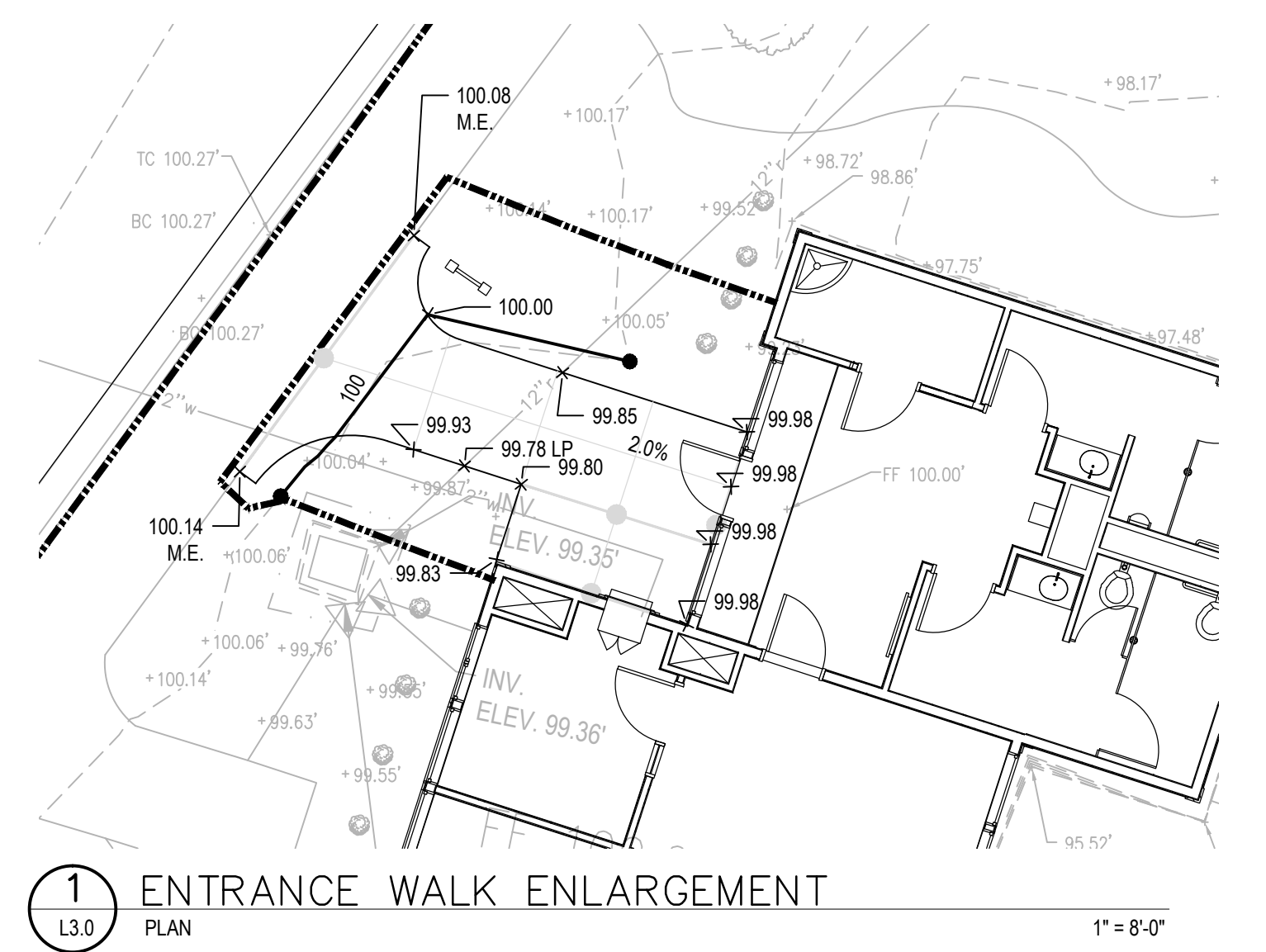
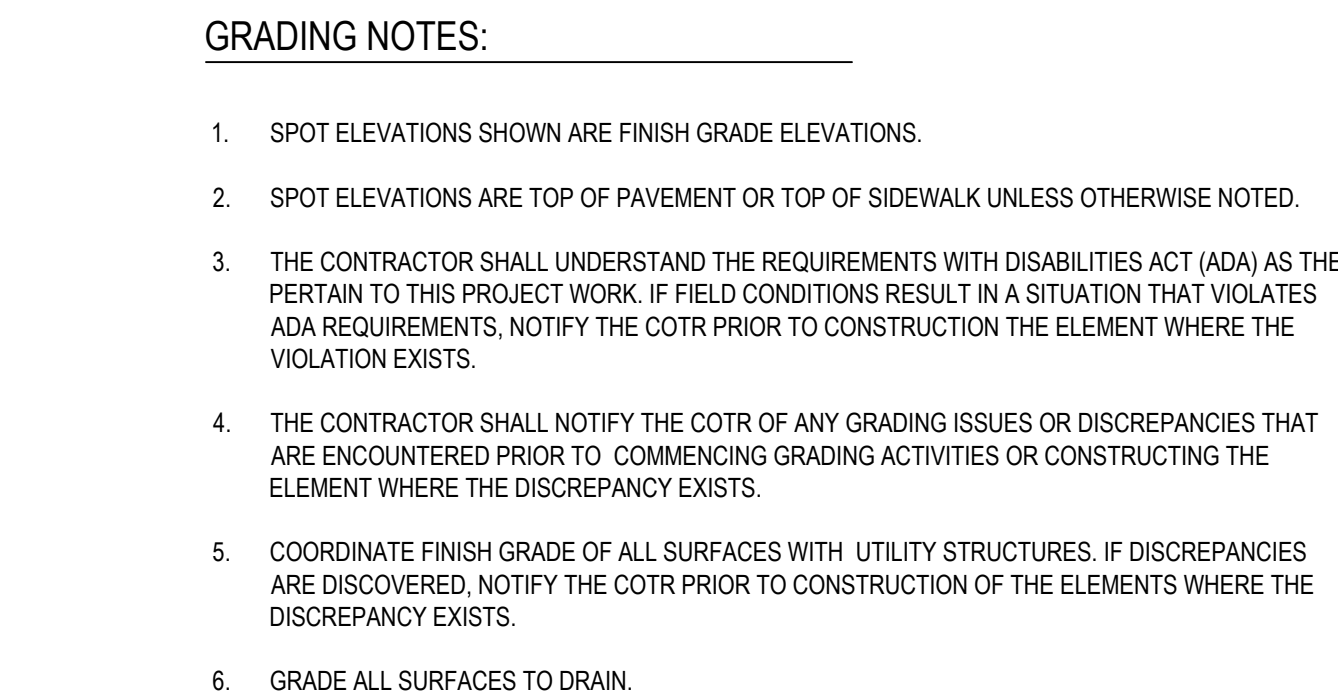
Drawn
CJ



Drawing Number
L2.1

Dwg. 7 of 39

Office of
Construction
and Facilities
Management

Department of
Veterans Affairs



CONSULTANTS:		ARCHITECT/ENGINEERS:		Drawing Title		Project Title		Project Number		Office of Construction and Facilities Management	
 ANDERSON ENGINEERING <small>ENGINEERS • ARCHITECTURE • LAND SYSTEMS ENVIRONMENTAL SERVICES • LANDSCAPE ARCHITECTURE</small> <small>Anderson Engineering of Minnesota, LLC 19625 1st Avenue North Suite 100 Plymouth, MN 55441 763-412-4000 (H) 763-412-4000 (F) www.ae-enn.com</small>		SMITHGROUP JJR <small>SMITHGROUP, INC. 201 DEPOT STREET, 2ND FLOOR ANN ARBOR, MICHIGAN 48104T, 313.983.3600 734.862.4457 www.smithgroupjjr.com</small>		- SITE GRADING PLAN -		Administration Building Renovations and Cortège Parking		897CM3019		Office of Construction and Facilities Management	
				Approved Project Director -		Location Leavenworth National Cemetery/Leavenworth KS		Building Number			
						Date MARCH 25, 2013		Checked TM		Drawn CJ	
								Drawing Number L3.0 Dwg. 8 of 39		 Department of Veterans Affairs	

three inches = one foot
one and one half inches = one foot
one inch = one foot
three quarters inch = one foot
one half inch = one foot
three eighths inch = one foot
one quarter inch = one foot
one eighth inch = one foot

LEGEND AND KEYNOTES:

1. SOD
2. PROPOSED DECIDUOUS TREE
3. TRANSPLANTED PLANT MATERIALS FROM SHEET L1.0. SEE NOTE 8 BELOW.
4. GRADING LIMITS

NOTES:

- THE LAYOUT OF ALL INDIVIDUAL TREES SHALL BE STAKED BY THE CONTRACTOR AND APPROVED BY CONTRACTING OFFICER'S TECHNICAL REPRESENTATIVE (COTR) IN ADVANCE OF INSTALLATION. FLAGGING, STAKES, OR PAINT MAY BE USED TO DELINEATE LOCATIONS AS SCALED FROM THE PLANS. THE COTR WILL REVIEW THESE LOCATIONS WITH THE CONTRACTOR AND MAKE MINOR ADJUSTMENTS AS NECESSARY.
- CONTRACTOR MUST SUBMIT A PROJECT LOGISTICS PLAN WHICH INDICATES ACCESS AND ALL AREAS TO BE DISTURBED, FOR APPROVAL BY COTR.
- CONTRACTOR MUST REPAIR ANY DISTURBED AREAS TO PRE-DISTURBANCE CONDITION AND TO THE COTR'S SATISFACTION. IN AREAS WHICH TURFGRASS IS DISTURBED, CONTRACTOR MUST REPLACE TURFGRASS WITH NEW TURFGRASS SOD.
- ALL PREPARED TURFGRASS AREAS SHALL RECEIVE 6-INCHES DEEP SALVAGED TOPSOIL AFTER LIGHT COMPACTION PRIOR TO INSTALLATION OF SOD.
- ALL DISTURBED LAWN AREAS OUTSIDE THE LIMITS OF WORK SHALL BE RESTORED TO ORIGINAL CONDITION (INCLUDING TOPSOIL, TURFGRASS SOD AND MULCH) AT NO ADDITIONAL COST TO THE OWNER.
- THIS SITE DOES NOT HAVE AN AUTOMATED IRRIGATION SYSTEM WITHIN THE WORK LIMITS. IRRIGATION OF NEW/RESTORED SOD AREAS, TREES, AND SHRUBS IS THE RESPONSIBILITY OF THE CONTRACTOR THROUGH THE PERIOD OF ESTABLISHMENT. HORTICULTURAL TREE WATERING BAGS (GATOR) MAY BE UTILIZED FOR WATERING NEW TREES THROUGH THE PERIOD OF ESTABLISHMENT.
- PLANTING BEDS TO BE MULCHED PER SPECIFICATIONS.
- TRANSPLANTED PLANTS:
 - INSTALL SALVAGED PLANTS IN ORIGINAL LOCATION WITHIN 18" DIAMETER PLANT PIT, BACKFILL WITH ON-SITE SALVAGED TOPSOIL.
 - MULCH ENTIRE PLANT BEDS WITH 2" DEEP COMPOSTED BARK MULCH.
 - THE PERIOD OF ESTABLISHMENT WILL BE IN EFFECT UNTIL THE WORK IS ACCEPTED BY THE COTR.

PLANT LIST

KEY	QUAN.	BOTANICAL NAME	COMMON NAME	ROOT TREATMENT	SIZE	NOTES
2	4	<i>Ulmus parvifolia</i>	Emer II (Allee)	36" Wood Box Container	3" Caliper	Specimen, min. branch height 5', single central leader

ARCHITECT/ENGINEERS:

SMITHGROUP JJR

SMITHGROUPJJR, INC.
201 DEROT STREET, 2ND FLOOR
ANN ARBOR, MICHIGAN 48104T.313.983.3600
734.662.4457
www.smithgroupjir.com

SITE LANDSCAPE PLAN

Project Title
**Administration Building
Renovations and
Cortège Parking**

Project Number
897CM3019

Building Number

Location
Leavenworth National Cemetery/Leavenworth KS

Date
MARCH 25, 2013

Checked
TM

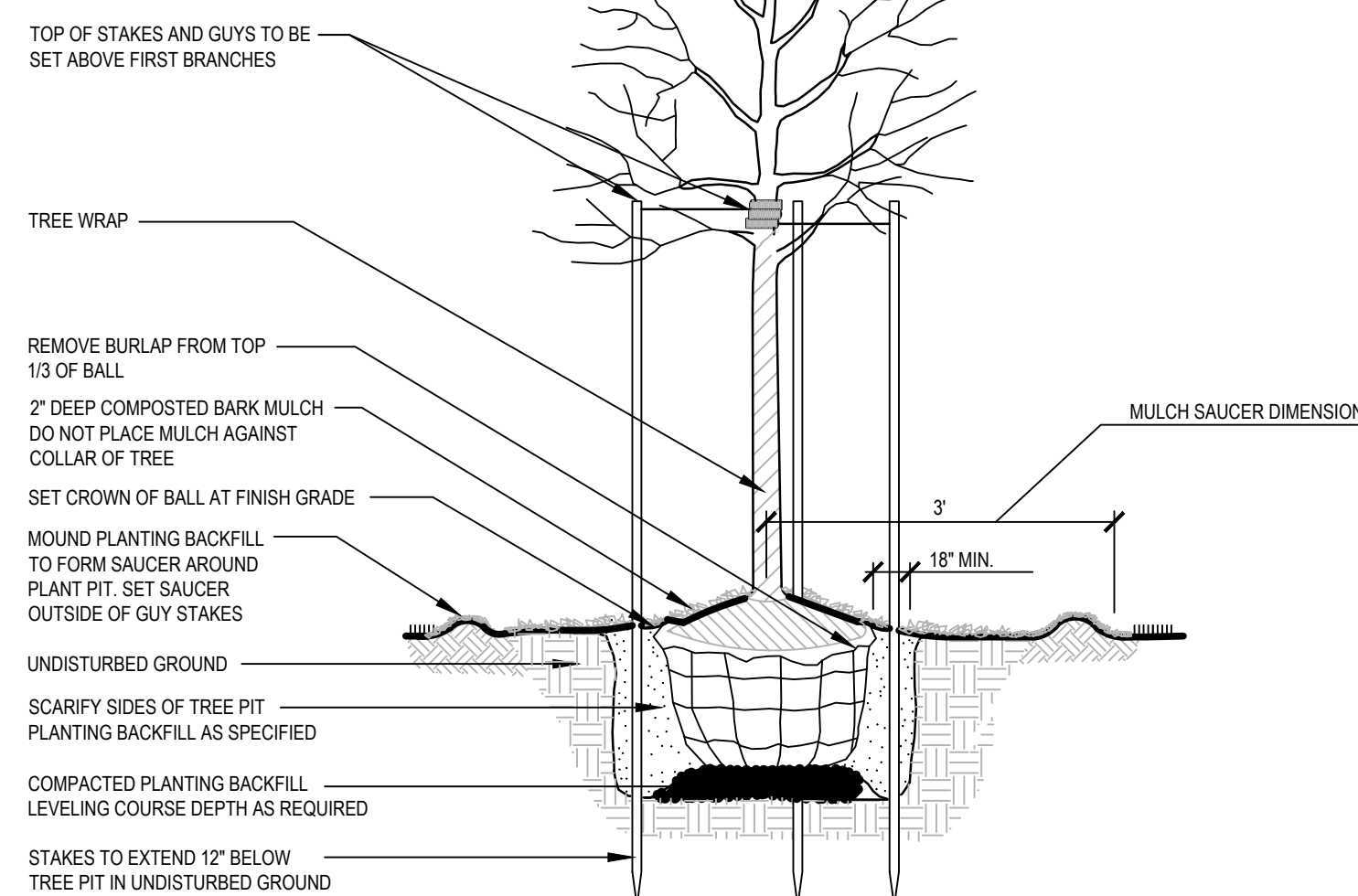
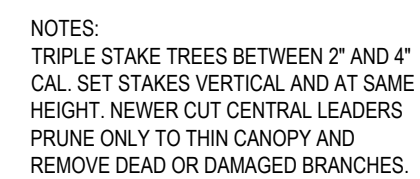
Drawn
CJ

Drawing Number
L4.0

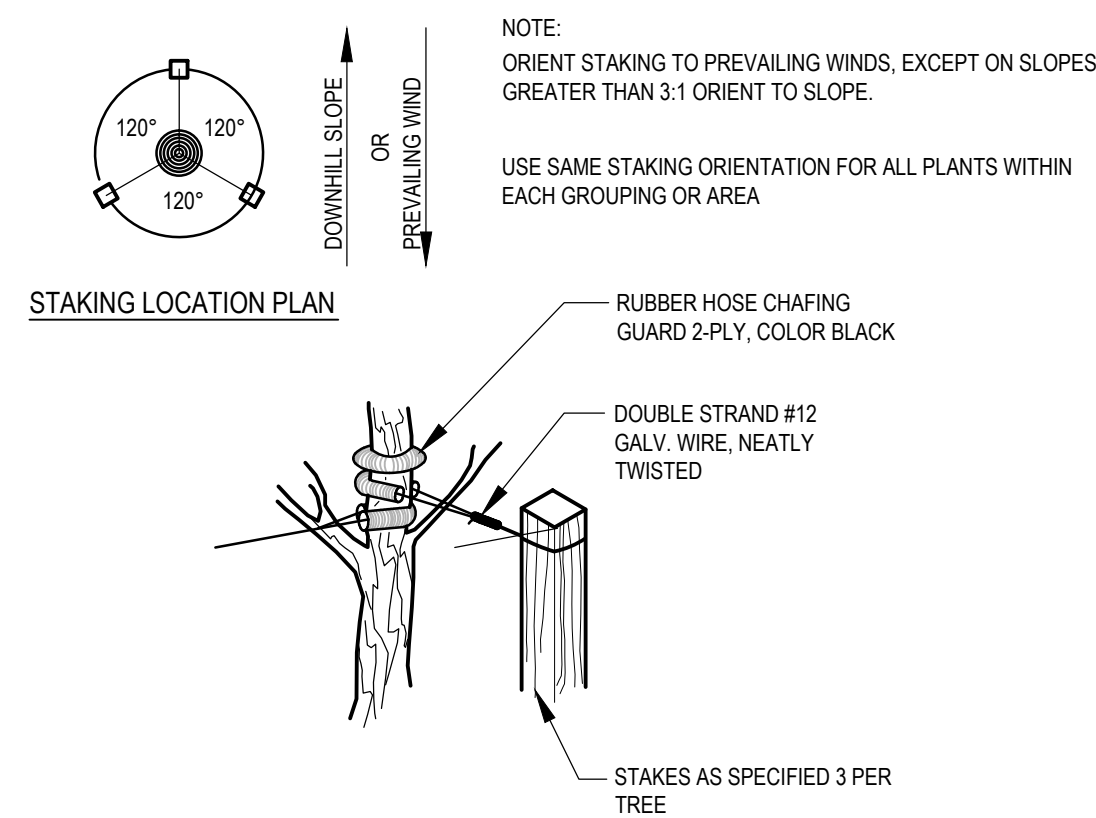
Dwg. 9 of 39

Office of
Construction
and Facilities
Management

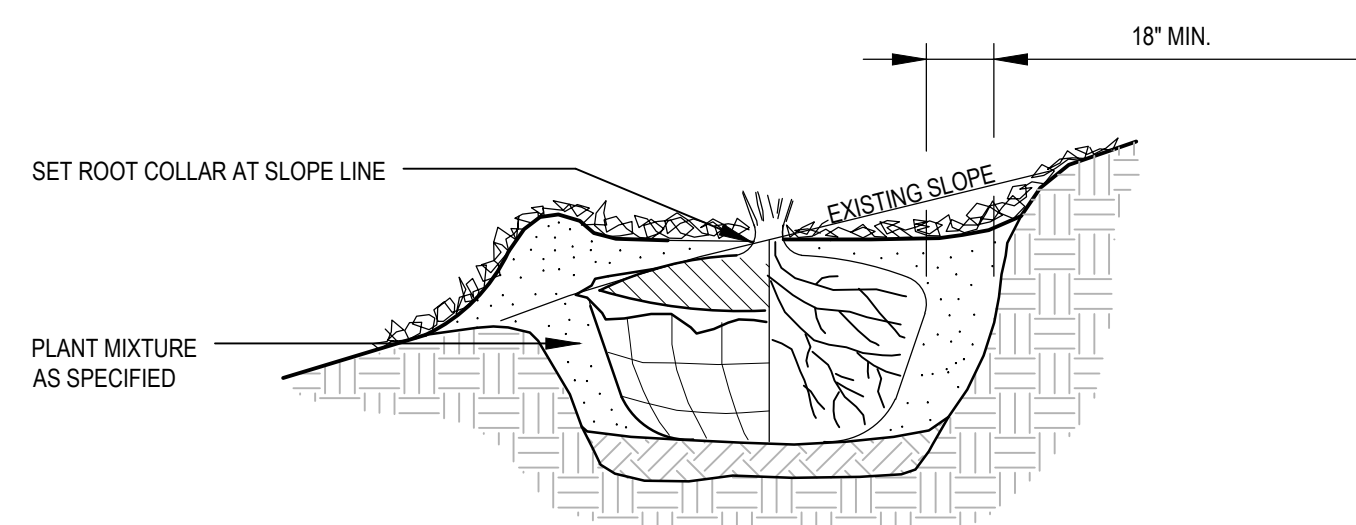
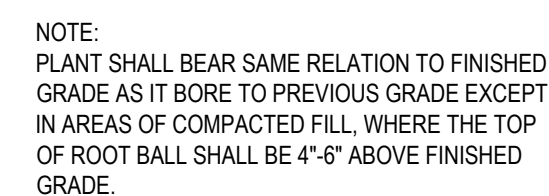
Department of
Veterans Affairs



1 DECIDUOUS TREE PLANTING
L4.1 SECTION NTS



2 TREE STAKING
L4.1 PLAN & SECTION NTS



3 TREE PLANTING ON SLOPES

-	-
-	-
-	-
-	-
-	-
-	-
BID DOCUMENTS	3/25/2013
100% CONSTRUCTION DOCUMENTS	3/8/2013
75% CONSTRUCTION DOCUMENTS	1/14/2013
Revisions:	Date

	ARCHITECT/ENGINEERS:
	SMITHGROUP JJR SMITHGROUPJJR, INC. 201 DEPOT STREET, 2ND FLOOR ANN ARBOR, MICHIGAN 48104T. 313.983.3600 T34.682.4457 www.smithgroupjjr.com

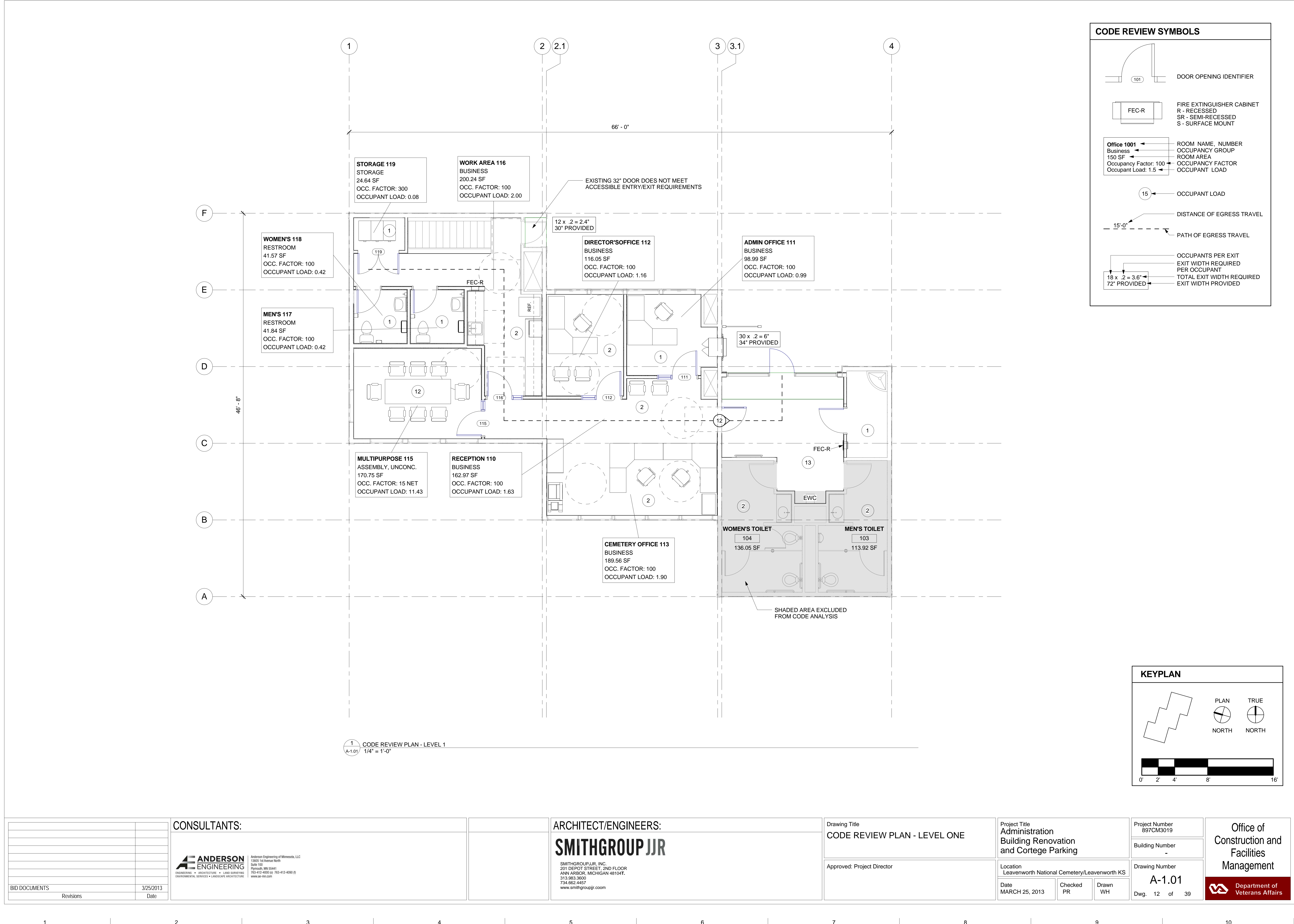
Drawing Title	SITE LANDSCAPE DETAILS
-	
-	
Approved: Project Director	
-	
-	

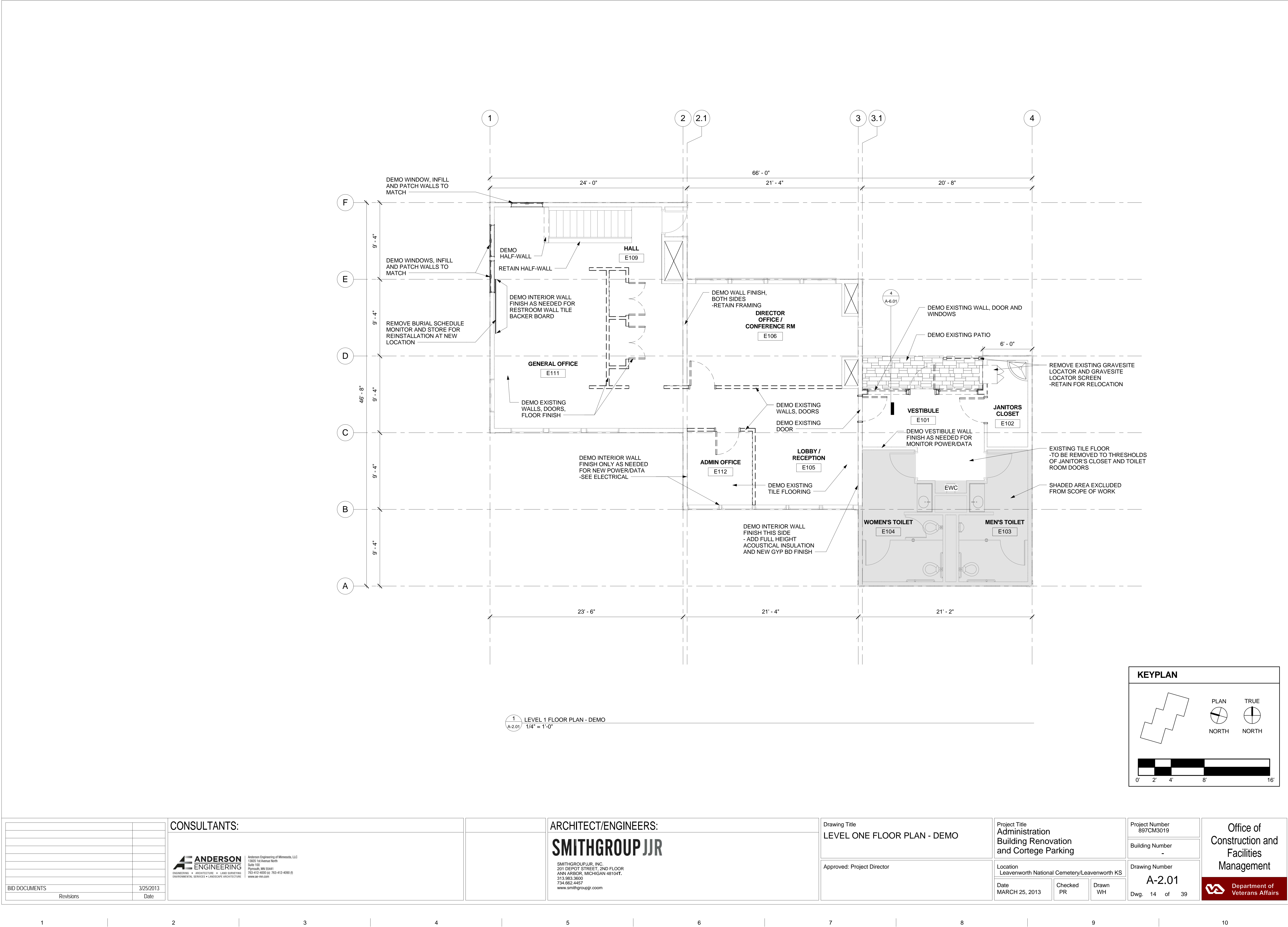
Project Title		
Administration Building Renovation and Cortège Parking		
Location		
Leavenworth National Cemetery/Leavenworth KS		
Date	Checked	Drawn
MARCH 25, 2013	TM	CJ


Project Number 897CM3019
Building Number
Drawing Number L4.1 Dwg. 10 of 39

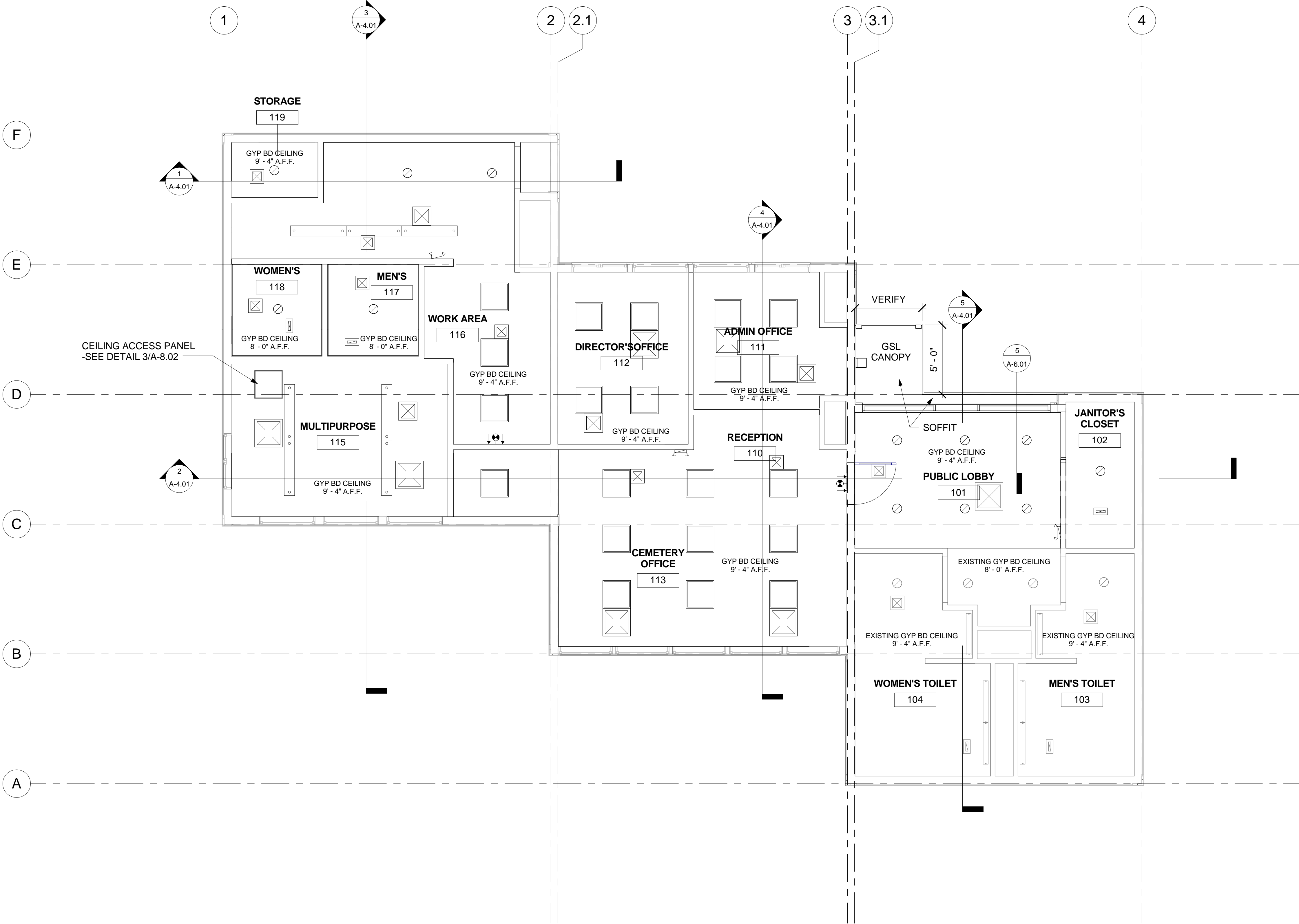
Office of
Construction
and Facilities
Management

 Department of
Veterans Affairs





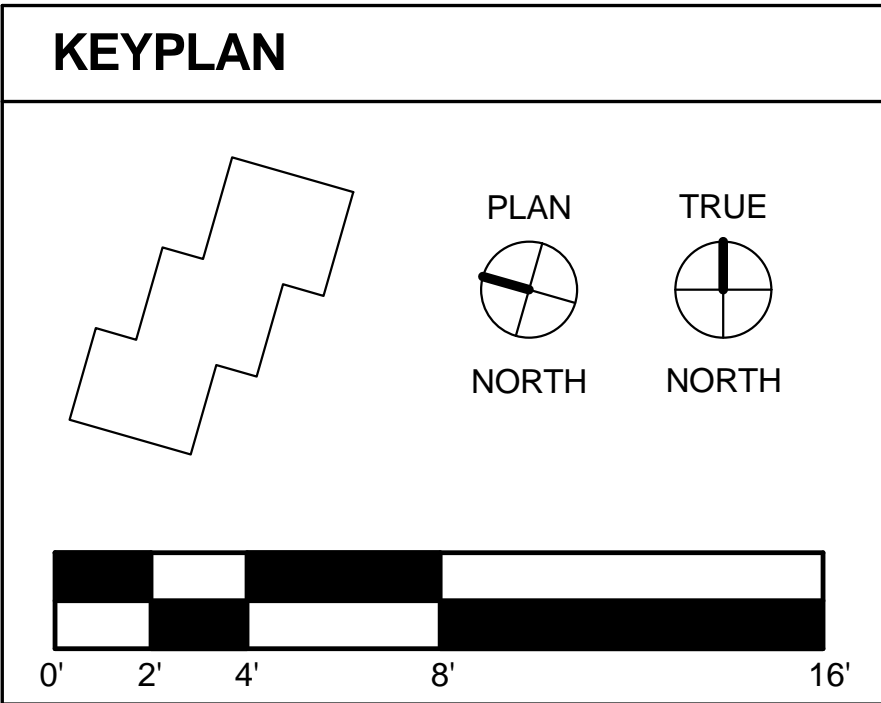




1
A-2.04
LEVEL 1 CEILING PLAN
1/4" = 1'-0"

REFLECTED CEILING LEGEND	
	2x2 FLUORESCENT LIGHT FIXTURE - DEMO
	2x2 FLUORESCENT LIGHT FIXTURE
	COVE LIGHT FIXTURE
	UNDER-CABINET LIGHT FIXTURE
	RECESSED LIGHT FIXTURE
	EMERGENCY LIGHT FIXTURE
	EMERGENCY EXIT LIGHT FIXTURES
	SUPPLY DIFFUSER (SQUARE)
	SUPPLY DIFFUSER - DEMO
	RETURN REGISTER
	RETURN REGISTER - DEMO
	ACCESS PANEL

- GENERAL CEILING NOTES:
1. CEILING HEIGHTS INDICATED ARE NOMINAL - CONTRACTOR TO VERIFY BOTTOM JOIST HEIGHT AND GYP BD THICKNESS FOR ACTUAL FINISHED CEILING HEIGHT
 2. SEE ELECTRICAL FOR LIGHT FIXTURES, ACTUAL SPACING/ LOCATIONS MAY VARY DUE TO LOCATION OF WOOD TRUSS SYSTEM
 3. SEE MECHANICAL FOR GRILL LOCATIONS, ACTUAL SPACING LOCATIONS MAY VARY DUE TO LOCATION OF WOOD TRUSS SYSTEM
 4. NEW BATT INSULATION ABOVE CEILING AT ALL DEMOLISHED CEILING LOCATIONS. SEE SPECIFICATIONS FOR TYPE AND R-VALUE



BID DOCUMENTS	3/25/2013
Revisions	Date

CONSULTANTS:	
	Anderson Engineering of Minnesota, LLC 13605 1st Avenue North Suite 100 Plymouth, MN 55441 763-412-4000 (t) 763-412-4099 (f) www.ae-mn.com

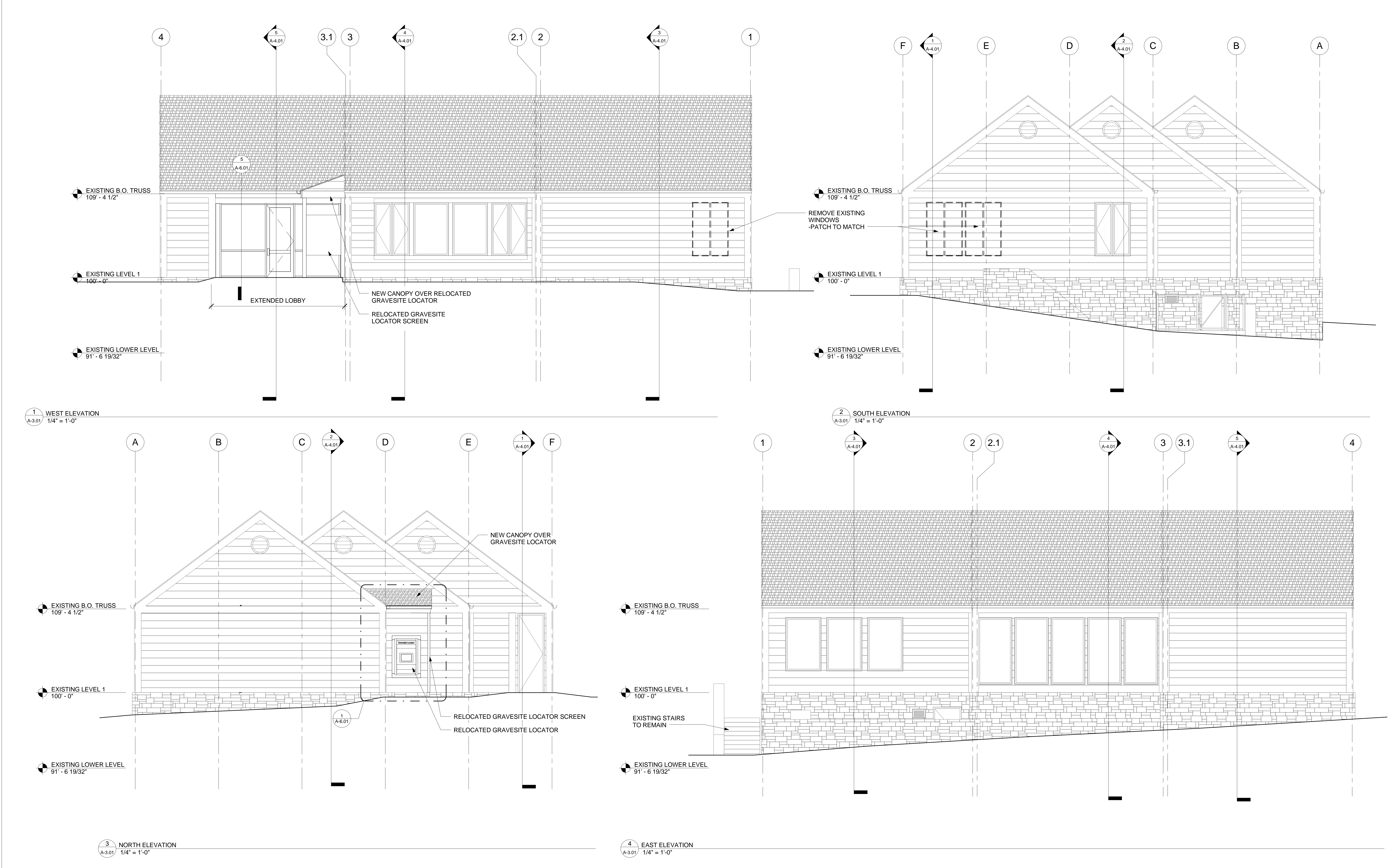
ARCHITECT/ENGINEERS:	
SMITHGROUP JJR	
SMITHGROUP JJR, INC. 201 DEPOT STREET, 2ND FLOOR ANN ARBOR, MICHIGAN 48104T 313.963.3600 734.662.4457 www.smithgroupjjr.com	

Drawing Title	CEILING PLAN
Approved: Project Director	

Project Title		
Administration Building Renovation and Cortège Parking		
Location		
Leavenworth National Cemetery/Leavenworth KS		
Date	Checked	Drawn
MARCH 25, 2013	PR	WH

Project Number	897CM3019
Building Number	-
Drawing Number	A-2.04
Dwg.	17 of 39

Office of Construction and Facilities Management	




BID DOCUMENTS	
Revisions	3/25/2013 Date

CONSULTANTS:

**ANDERSON
ENGINEERING**
ENGINEERING • ARCHITECTURE • LAND SURVEYING
ENVIRONMENTAL SERVICES • LANDSCAPE ARCHITECTURE

Anderson Engineering of Minnesota, LLC
13605 1st Avenue North
Suite 100
Plymouth, MN 55441
763-412-4000 (t) 763-412-4099 (f)
www.ae-mn.com



ARCHITECT/ENGINEERS:

SMITHGROUP JJR

SMITHGROUPJJR, INC.
201 DEPOT STREET, 2ND FLOOR
ANN ARBOR, MICHIGAN 48104T.
313.963.3600
734.662.4457
www.smithgroupjjr.com

Drawing Title
EXTERIOR ELEVATIONS

Approved: Project Director

Project Title
**Administration
Building Renovation
and Cortège Parking**

Location
Leavenworth National Cemetery/Leavenworth KS

Date
MARCH 25, 2013

Checked
PR

Drawn
WH

Project Number
897CM3019

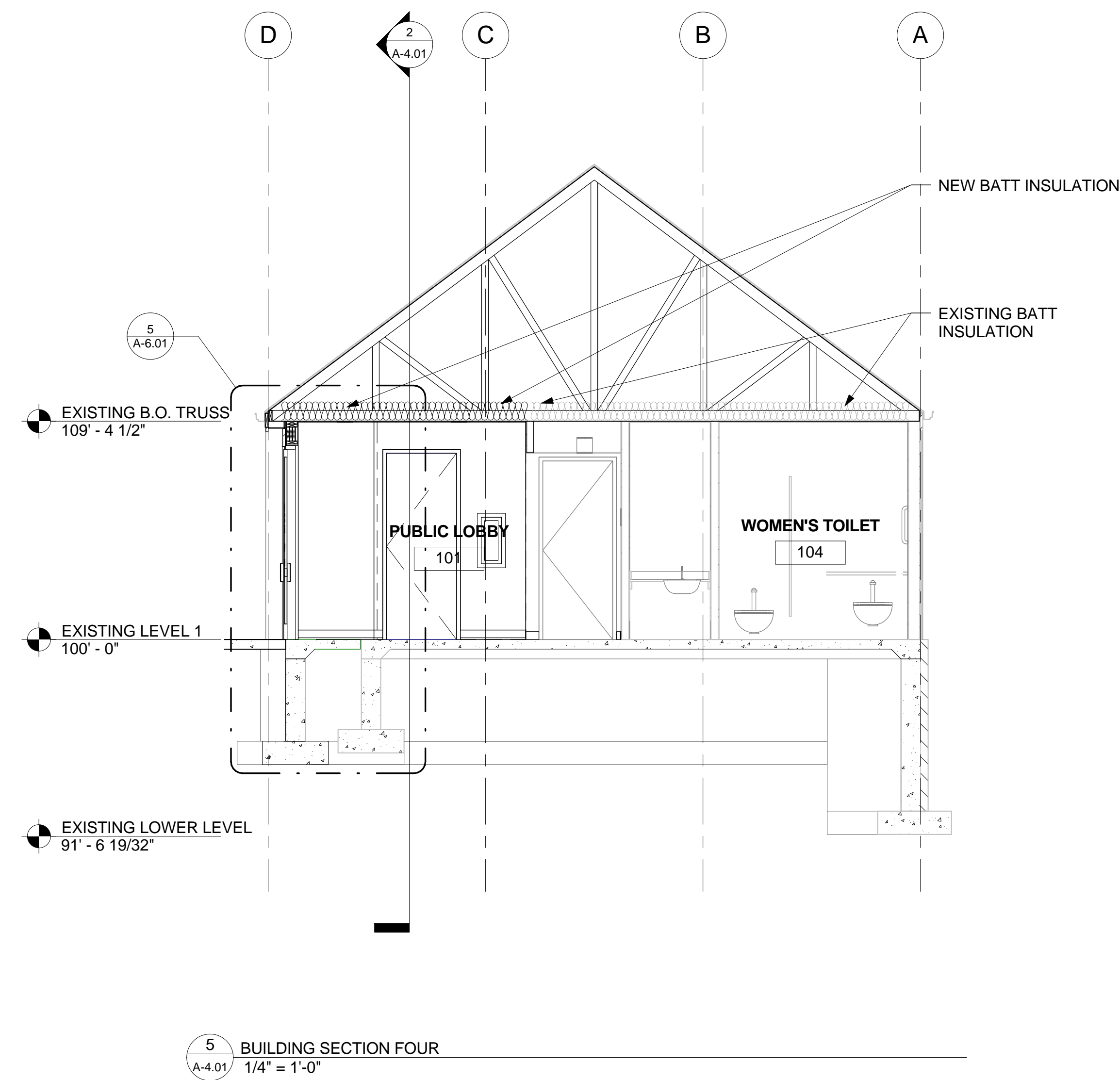
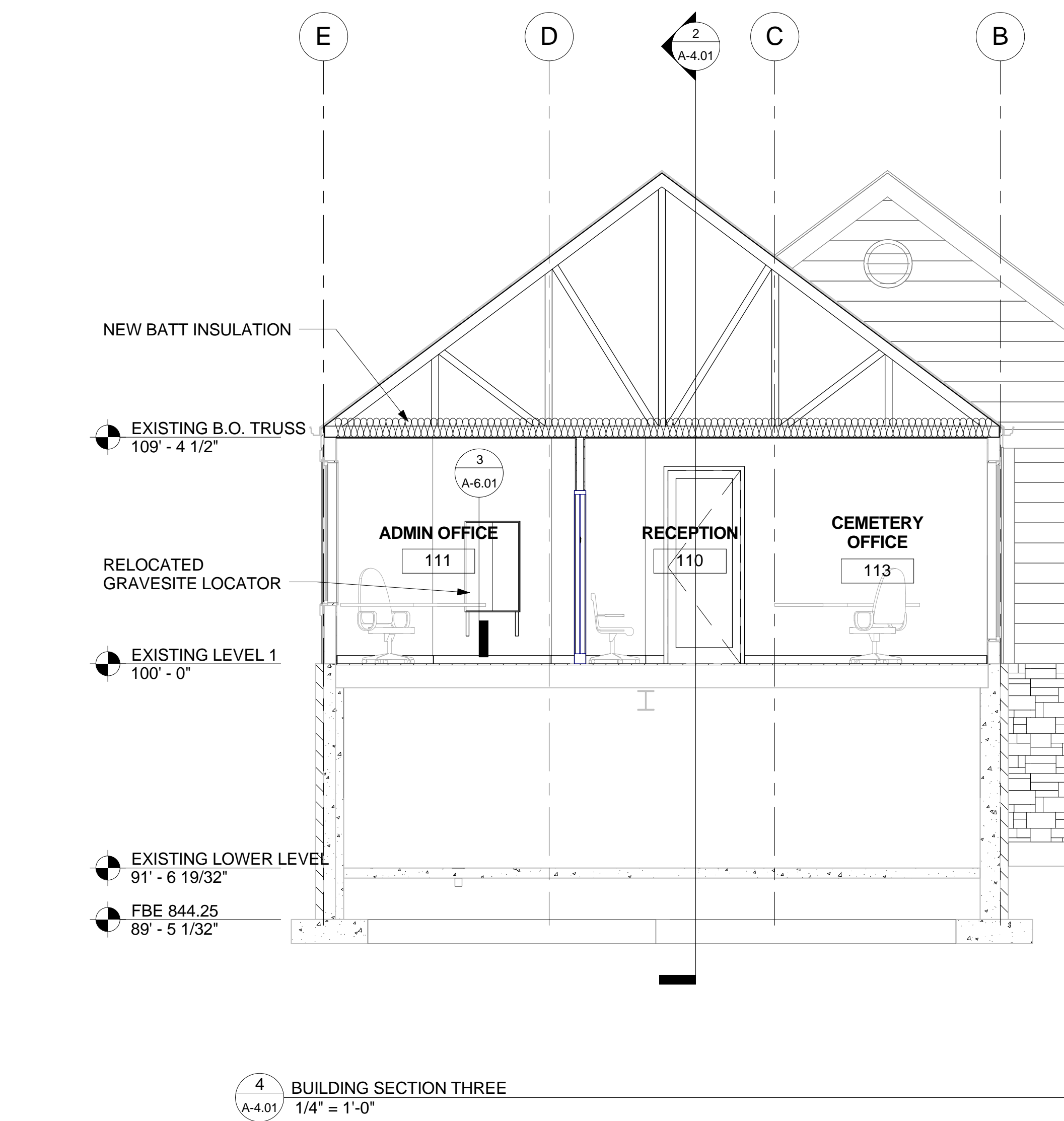
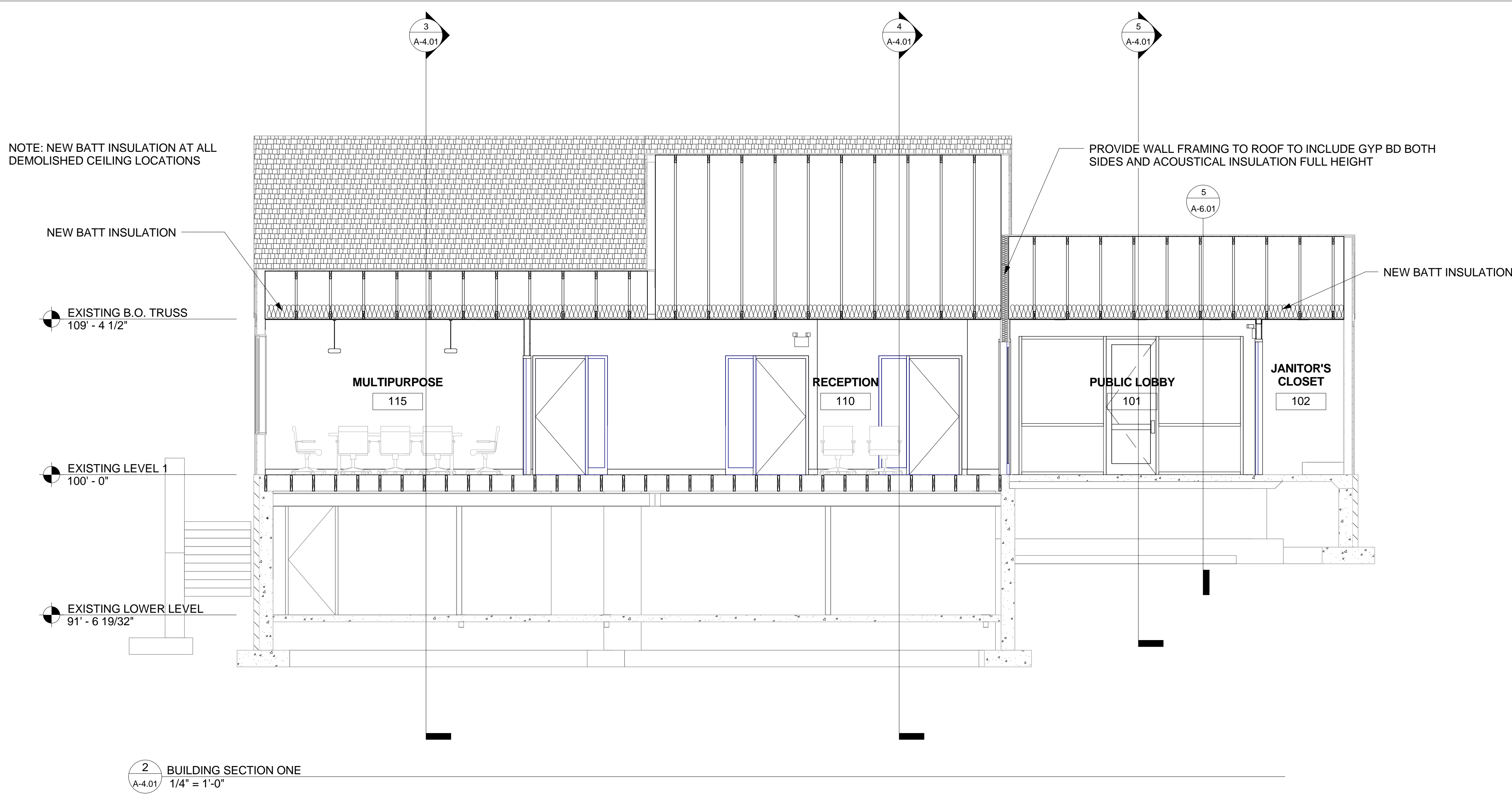
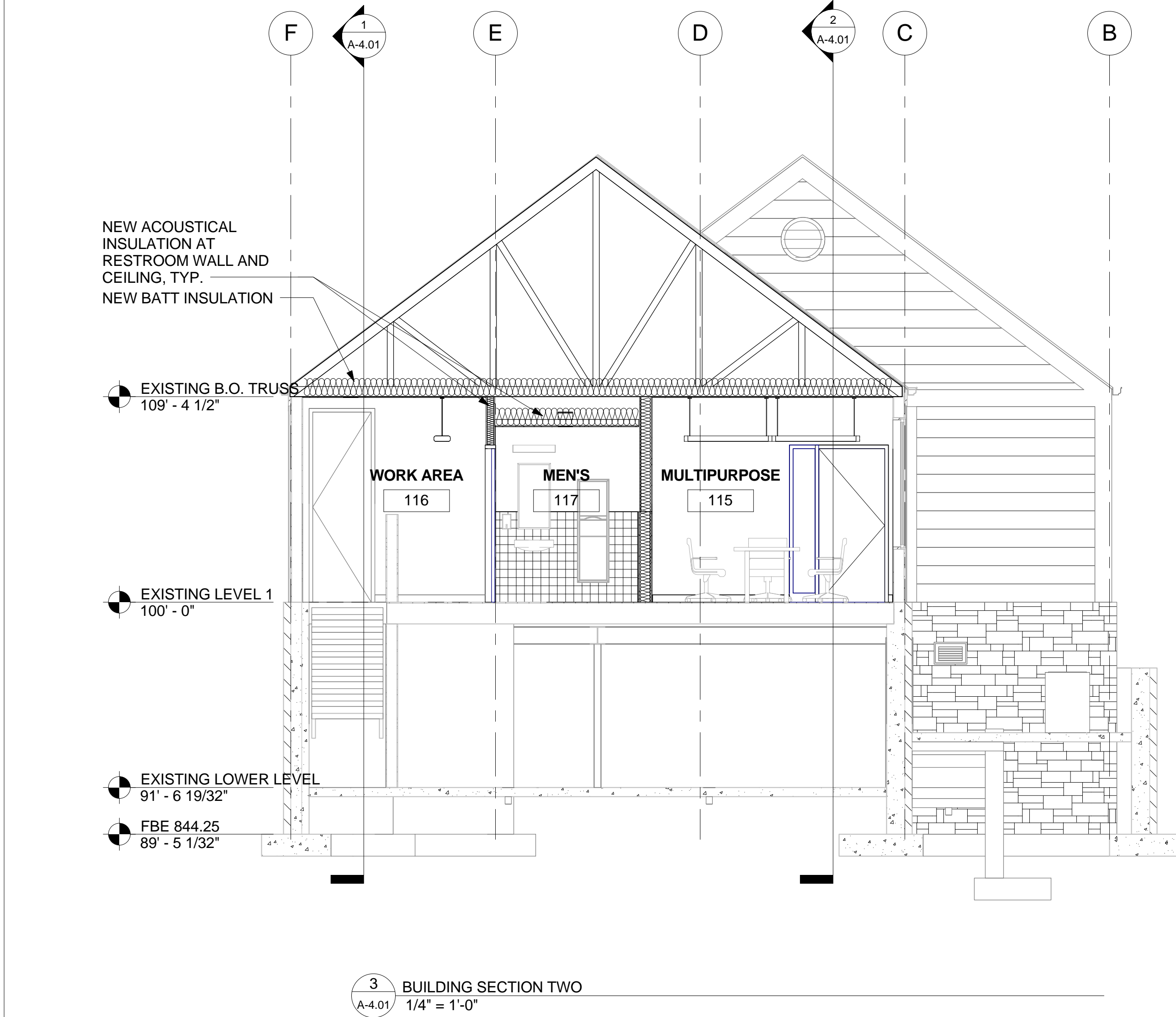
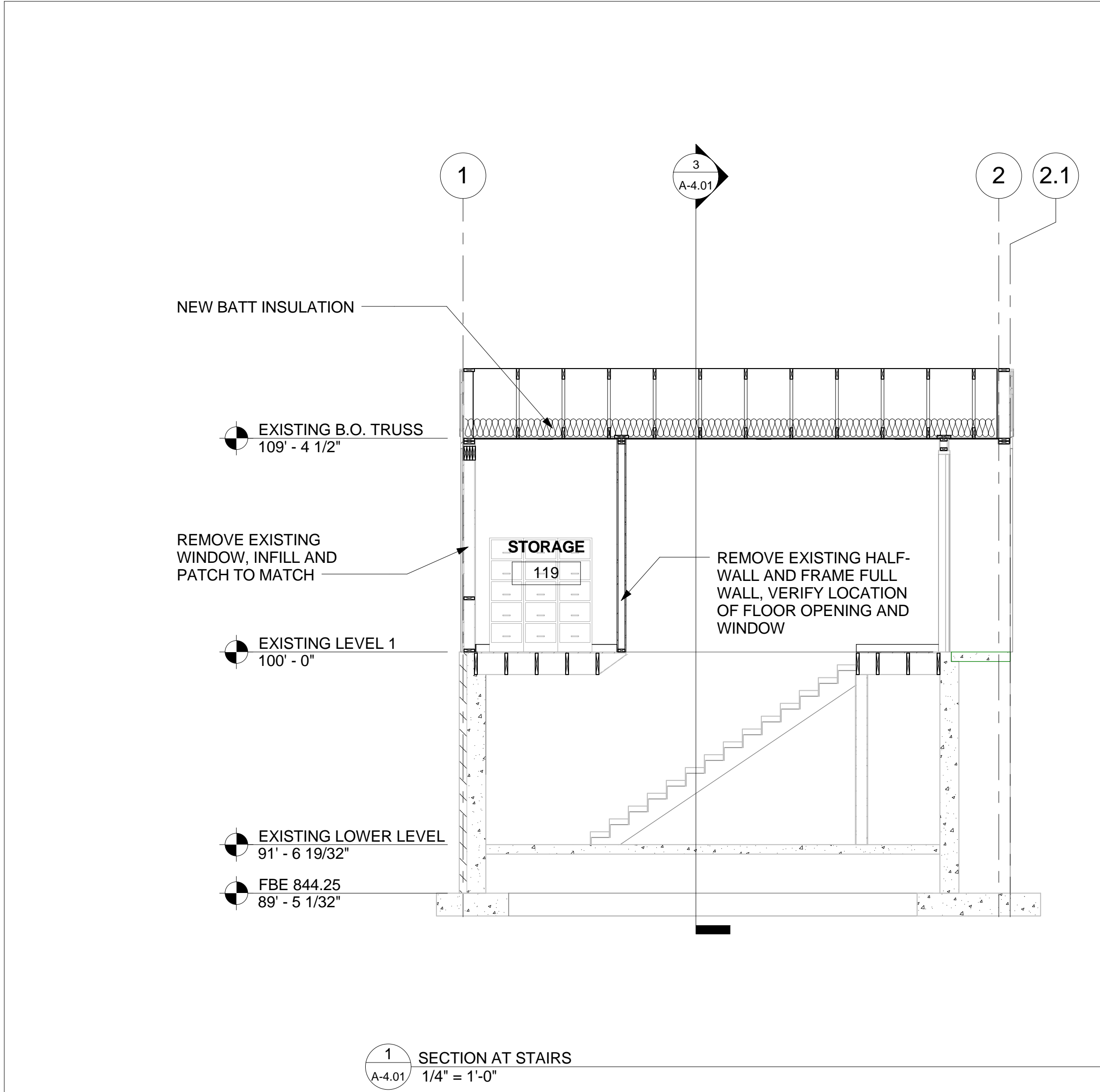
Building Number
-


Drawing Number
A-3.01


Dwg. 18 of 39

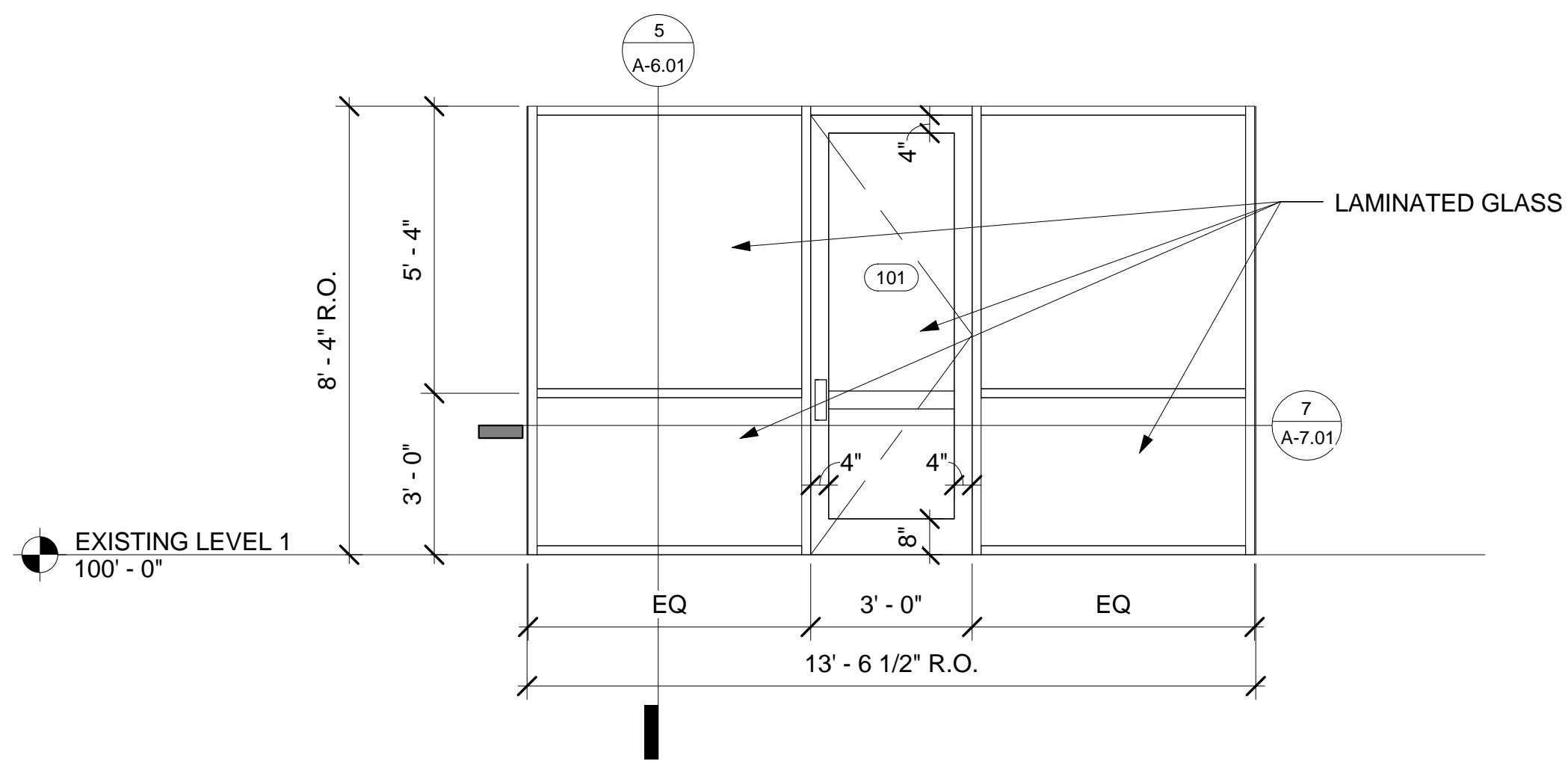
Office of
Construction and
Facilities
Management

Department of
Veterans Affairs

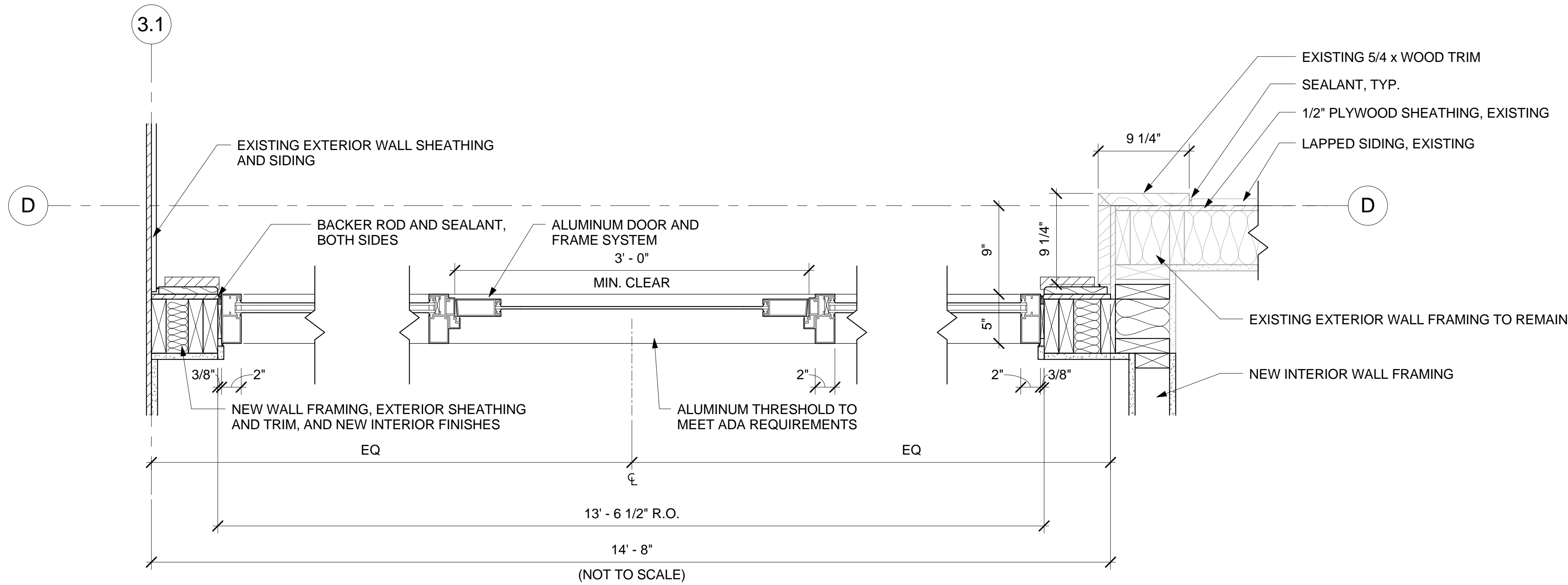


		CONSULTANTS:			ARCHITECT/ENGINEERS:		Drawing Title		Project Title		Project Number		Office of Construction and Facilities Management				
					SMITHGROUP JJR		BUILDING SECTIONS		Administration Building Renovation and Cortège Parking		897CM3019						
		 ANDERSON ENGINEERING <small>ENGINEERING • ARCHITECTURE • LAND SURVEYING ENVIRONMENTAL SERVICES • LANDSCAPE ARCHITECTURE</small>		<small>Anderson Engineering of Minnesota, LLC 13050 162 Avenue North Suite 100 Plymouth, MN 55441 763-412-4000 (6) 763-412-4090 (F) www.ae-199.com</small>						Building Number -							
								Approved: Project Director		Location Leavenworth National Cemetery/Leavenworth KS		Drawing Number A-4.01					
BID DOCUMENTS		3/25/2013								Date MARCH 25, 2013		Checked PR			Drawn WH		
	Revisions	Date													Dwg. 19 of 39		





4 NOT USED
A-7.01 1 1/2" = 1'-0"



7 STOREFRONT DETAIL
A-7.01 1 1/2" = 1'-0"

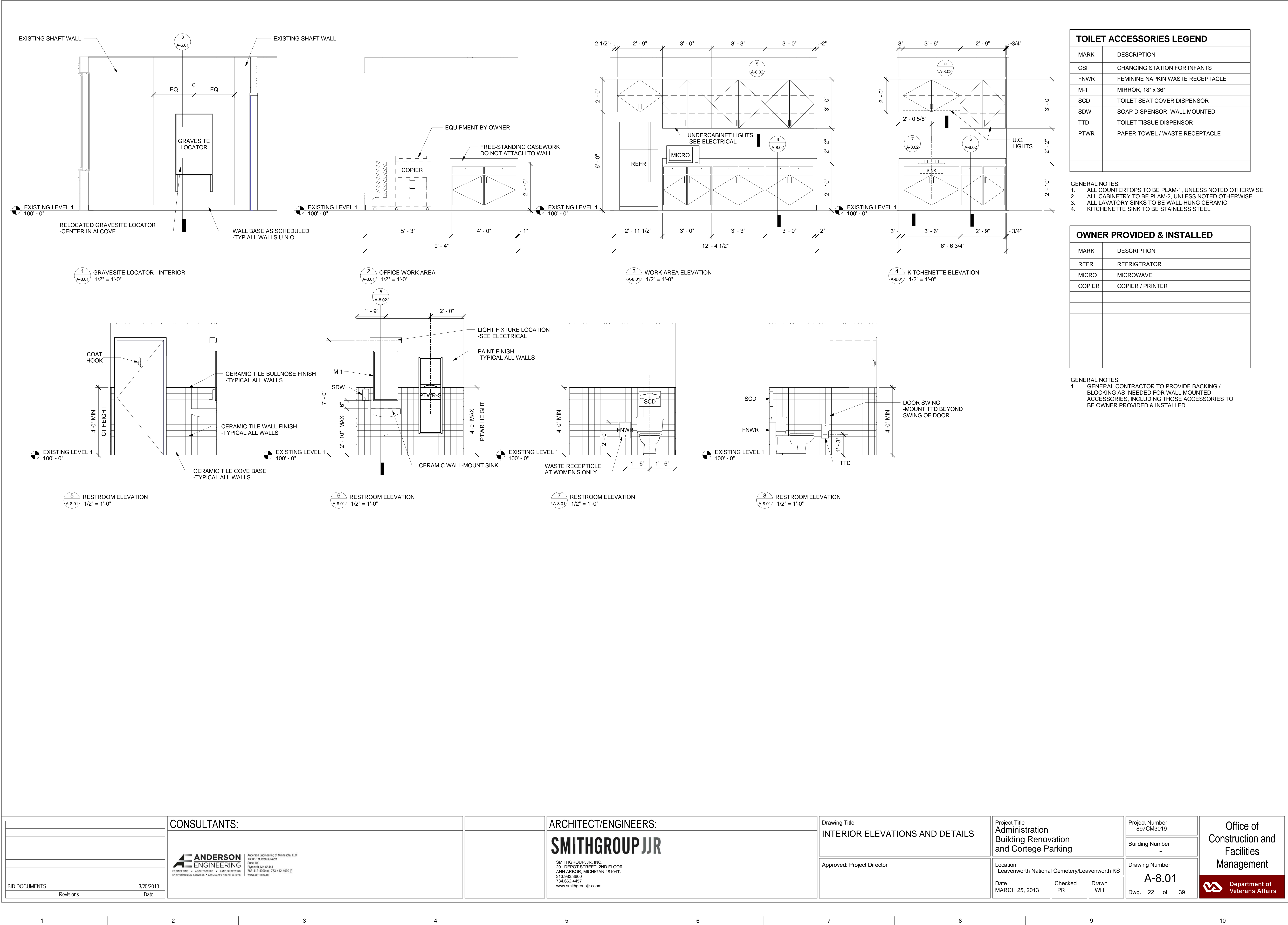
MATCH HEIGHT OF EXISTING DOOR,
BETWEEN THE GLASS BLINDS

CONSULTANTS:

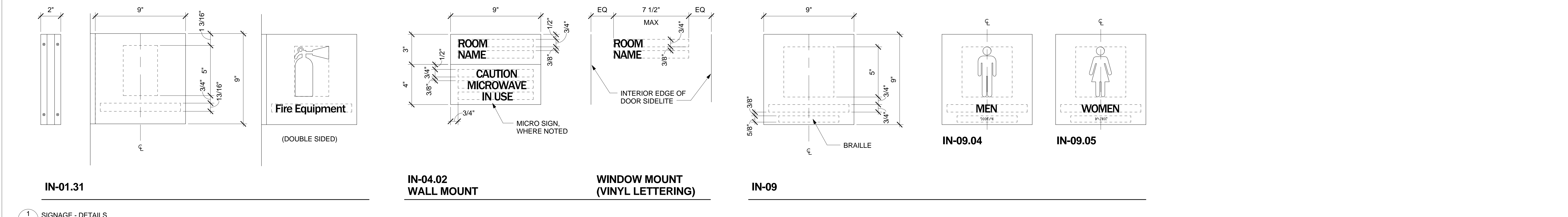
SMITHGROUPJJR, INC.
201 DEPOT STREET, 2ND FLOOR
ANN ARBOR, MICHIGAN 48104T.
313.983.3600
734.662.4457
www.smithgroupjjr.com



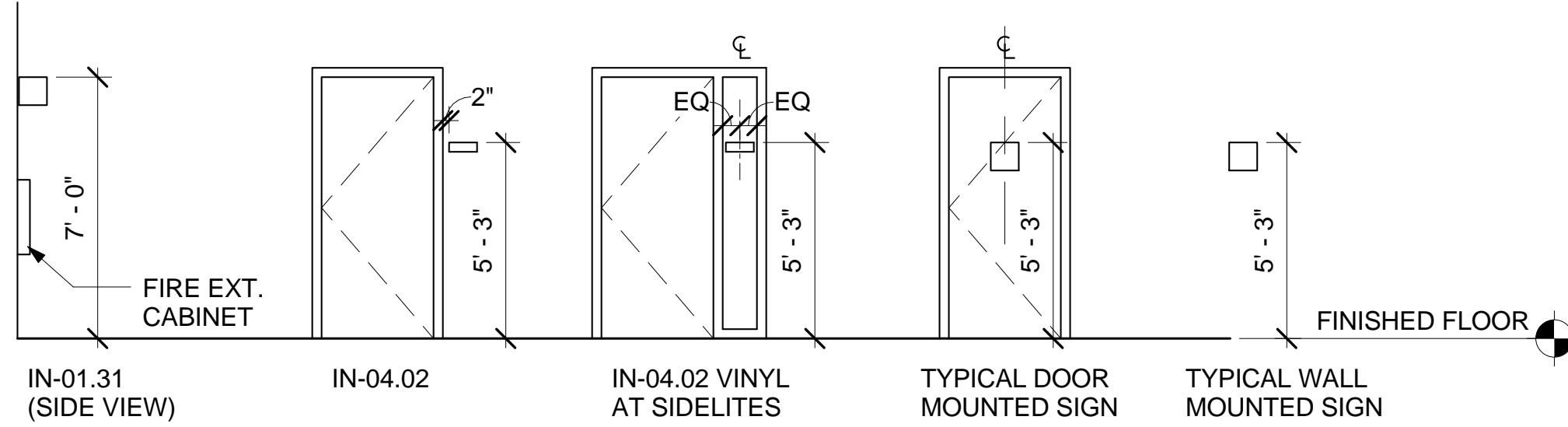
Department of
Veterans Affairs



		CONSULTANTS:	ARCHITECT/ENGINEERS:	Drawing Title INTERIOR ELEVATIONS AND DETAILS	Project Title Administration Building Renovation and Cortège Parking	Project Number 897CM3019	Office of Construction and Facilities Management
		<div>ANDERSON ENGINEERING</div> <div>Anderson Engineering of Minnesota, LLC 13605 1st Avenue North Suite 100 Plymouth, MN 55441 763-412-4000 (d) 763-412-4099 (f) www.ae-mn.com</div>	<div>SMITHGROUP JJR</div> <div>SMITHGROUPJJR, INC. 201 DEPOT STREET, 2ND FLOOR ANN ARBOR, MICHIGAN 48104T. 313.983.3600 734.662.4457 www.smithgroupjir.com</div>	Approved: Project Director	Location Leavenworth National Cemetery/Leavenworth KS	Drawing Number A-8.01	Department of Veterans Affairs
		<div>BID DOCUMENTS</div> <div>Revisions</div>			Date MARCH 25, 2013	Checked PR	Drawn WH
		<div>3/25/2013</div> <div>Date</div>				Dwg. 22 of 39	



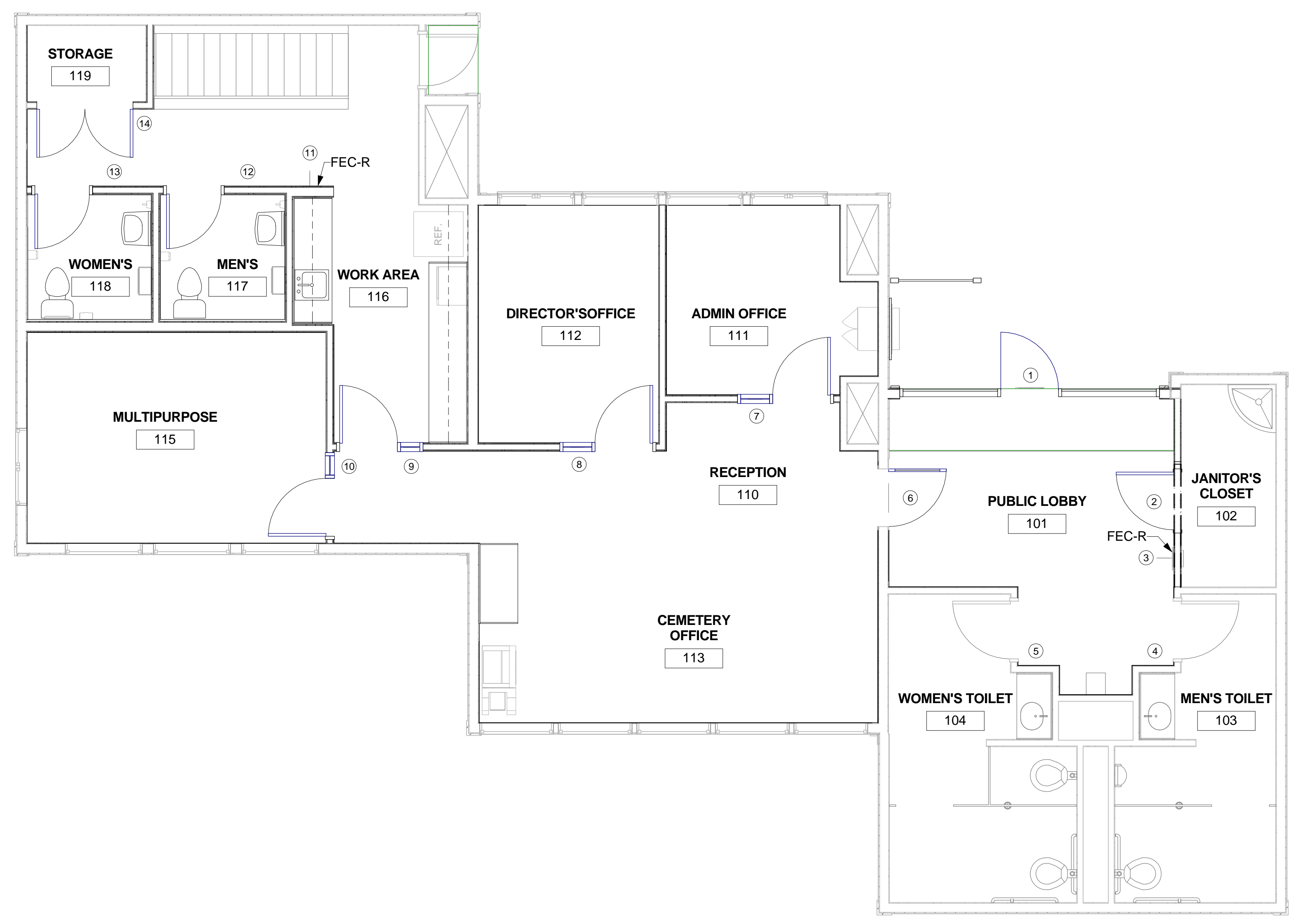
1 SIGNAGE - DETAILS
3" = 1'-0"



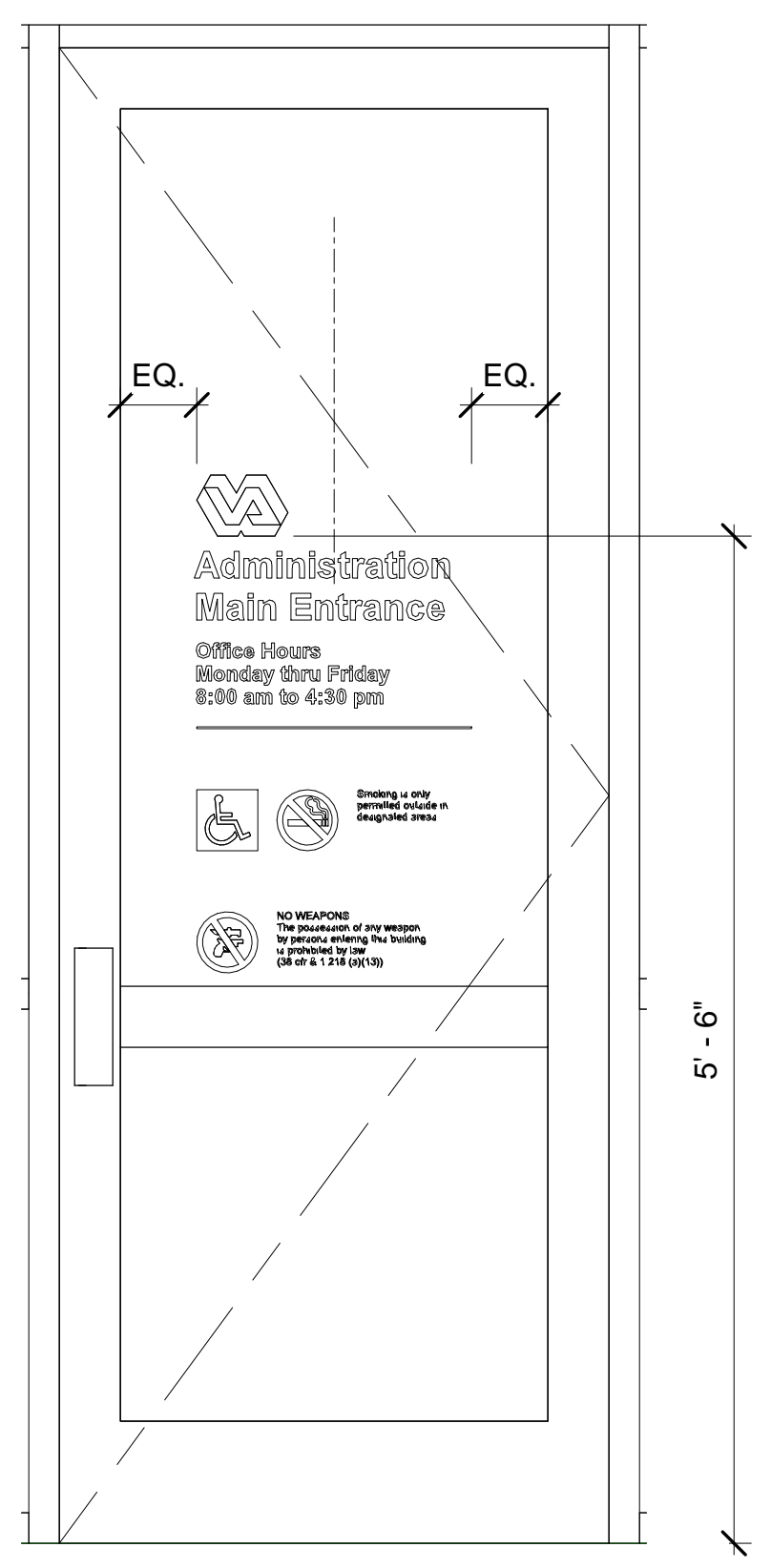
2 SIGNAGE - TYPICAL MOUNTING HEIGHTS
1/4" = 1'-0"

SIGNAGE				
Mark	Signage Room Name	Description	VA Designation	Comments
1	PUBLIC LOBBY	Entrance Signage	EN-14	SEE 4/A-9.02
2	JANITOR'S CLOSET	Room Name	IN-04.02	
3	PUBLIC LOBBY	Fire Equipment	IN-01.31	
4	MEN'S TOILET	Men's Restroom	IN-09.04	
5	WOMEN'S TOILET	Women's Restroom	IN-09.05	
6	CEMETERY ADMINISTRATION	Entrance Signage	EN-14	SEE 5/A-9.02
7	ADMINISTRATION OFFICE	Room Name	IN-04.02	
8	DIRECTOR'S OFFICE	Room Name	IN-04.02	
9	WORK AREA	Room Name	IN-04.02	MICRO SIGN BELOW
10	MULTIPURPOSE ROOM	Room Name	IN-04.02	
11	WORK AREA	Fire Equipment	IN-01.31	
12	MEN'S TOILET	Men's Restroom	IN-09.04	
13	WOMEN'S TOILET	Women's Restroom	IN-09.05	
14	STORAGE	Room Name	IN-04.02	

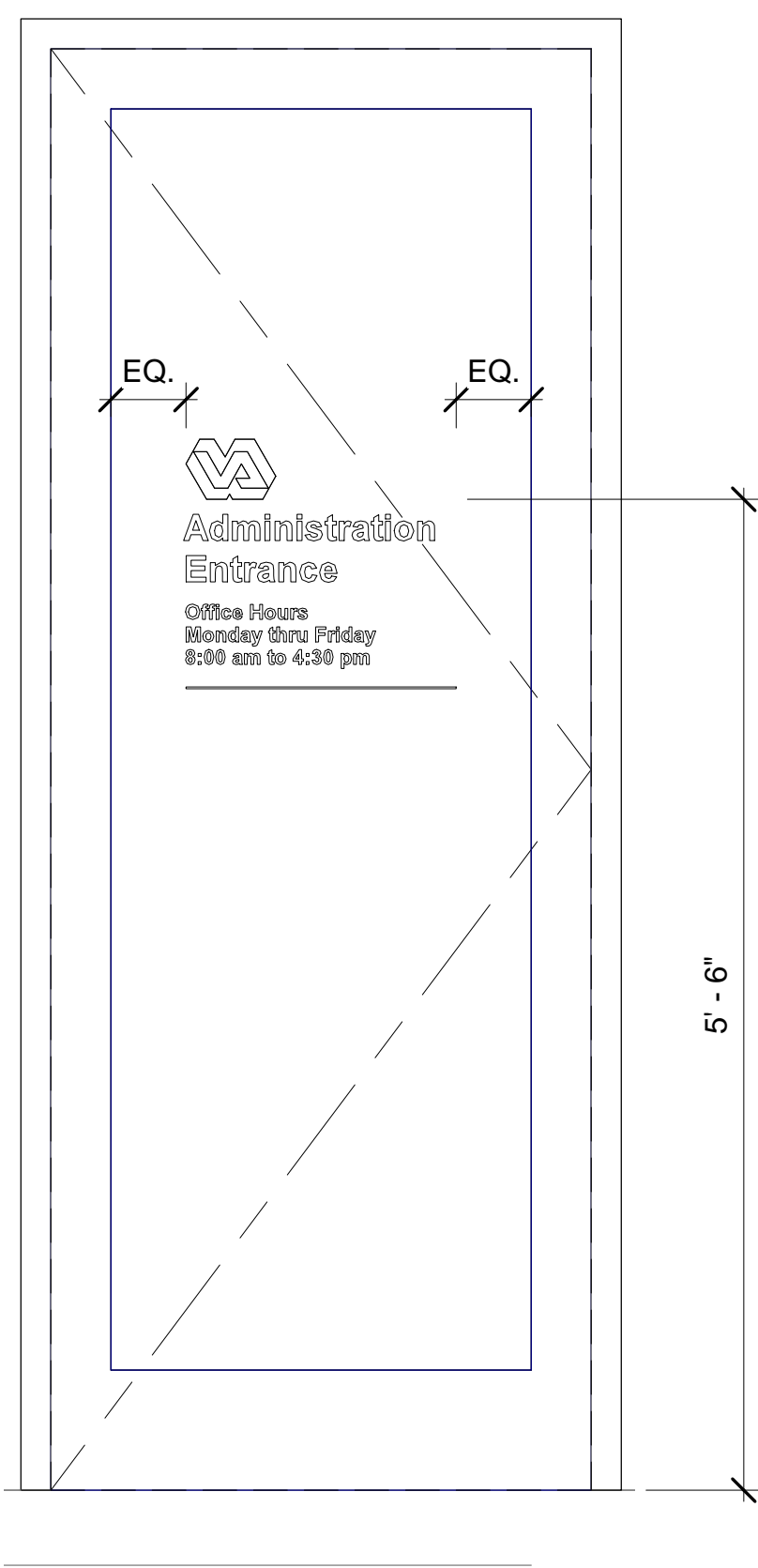
- GENERAL NOTES - SIGNAGE**
- VERIFY DESIRED ROOM NAMES WITH VA PRIOR TO ORDERING SIGNAGE
 - ROOM NAME SIGNAGE TO BE MOUNTED AT SIDE OF DOOR WHEN POSSIBLE. MOUNT ON SURFACE OF DOOR ONLY WHERE NECESSARY
 - VERIFY LOCATION OF BETWEEN-THE-GLASS BLINDS. ENSURE A CONTRASTING COLOR IS SELECTED FOR VINYL LETTERING INSTALLED OVER BLIND LOCATIONS



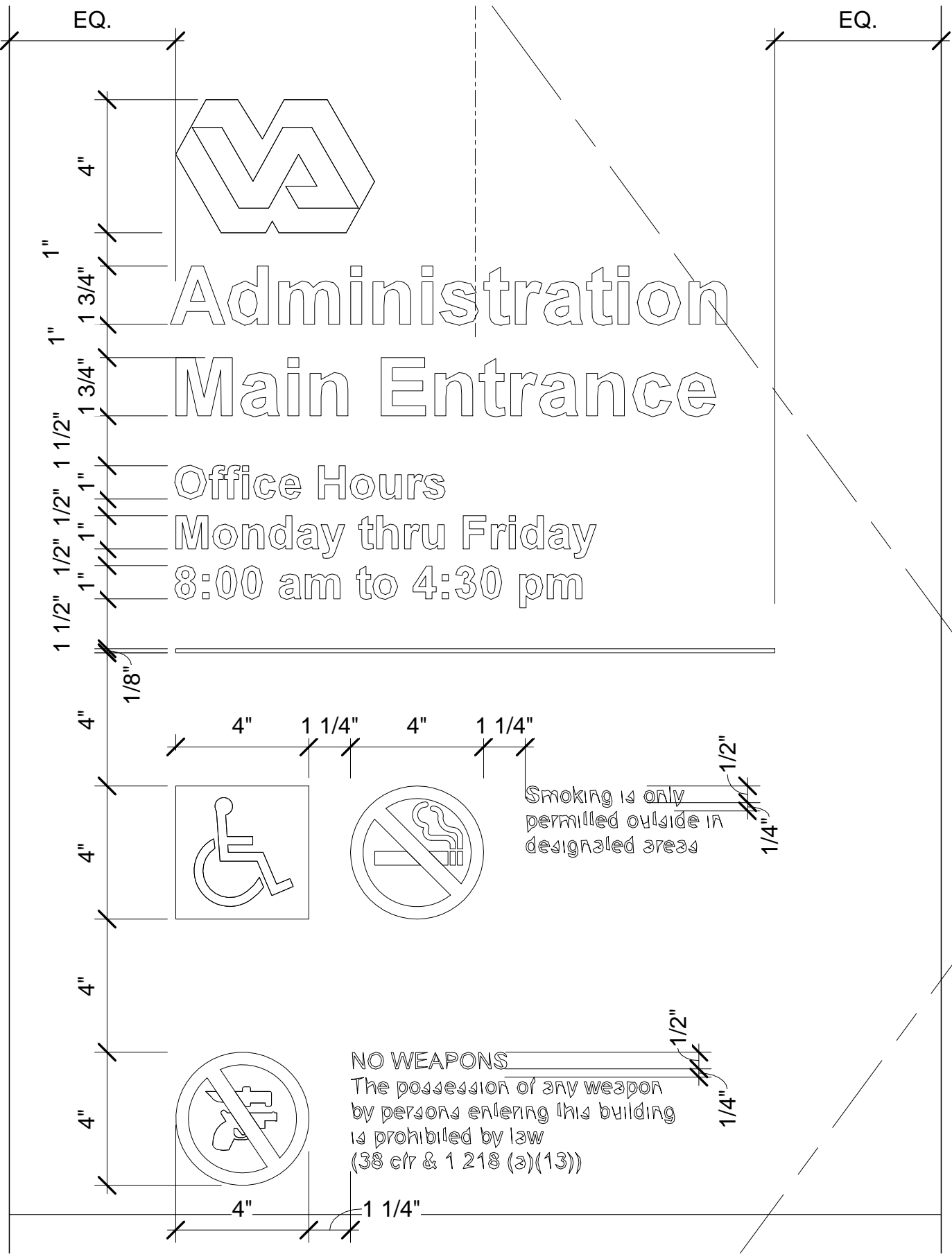
3 LEVEL 1 SIGNAGE PLAN
1/4" = 1'-0"



4 LOBBY ENTRANCE DOOR SIGNAGE
1" = 1'-0"

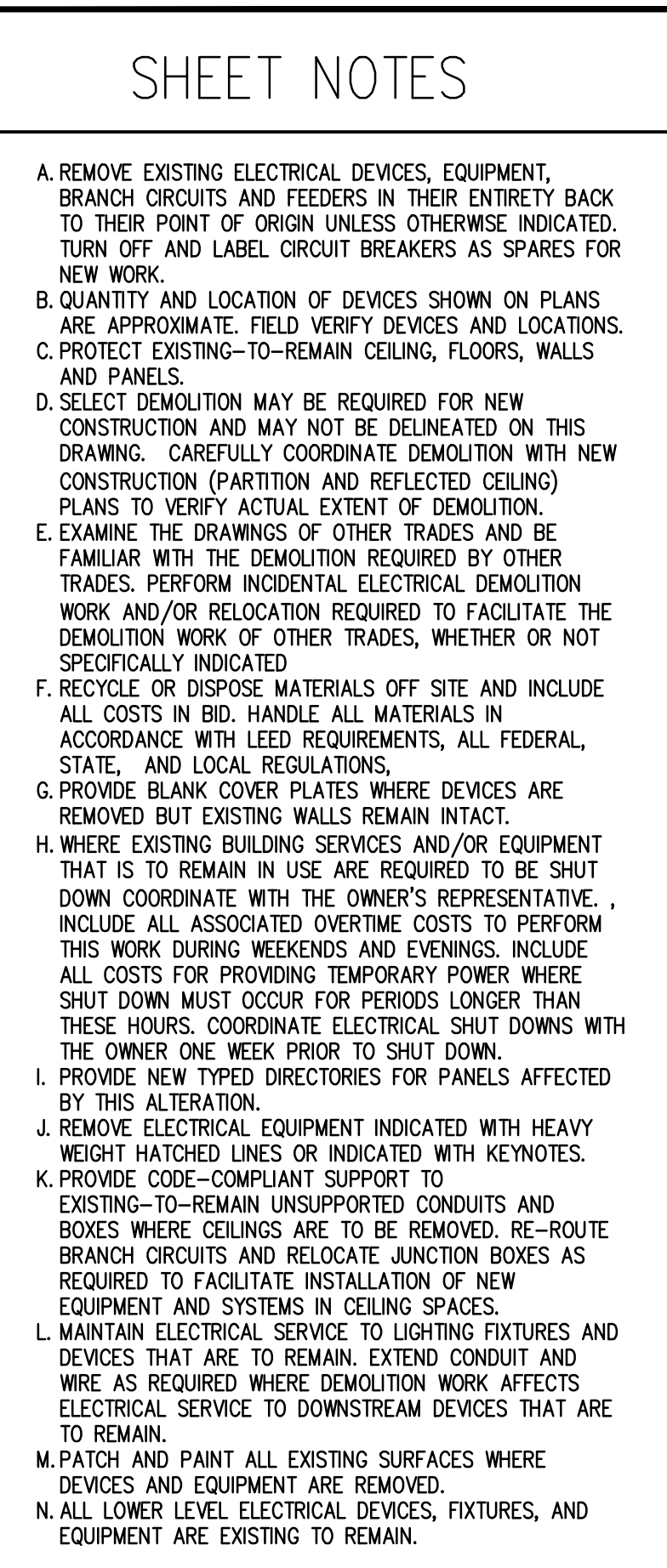


5 ADMINISTRATION ENTRANCE DOOR SIGNAGE
1" = 1'-0"



6 ENLARGED SIGNAGE
3" = 1'-0"

CONSULTANTS:		ARCHITECT/ENGINEERS:		Drawing Title BUILDING SIGNAGE		Project Title Administration Building Renovation and Cortège Parking		Project Number 897CM3019		Office of Construction and Facilities Management	
 ANDERSON ENGINEERING ENGINEERING • ARCHITECTURE • LAND SURVEYING ENVIRONMENTAL SERVICES • LANDSCAPE ARCHITECTURE		 SMITHGROUP JJR SMITHGROUPJJR, INC. 201 DEPOT STREET, 2ND FLOOR ANN ARBOR, MICHIGAN 48104T 313.963.3600 734.662.4457 www.smithgroupjir.com		Approved: Project Director		Location Leavenworth National Cemetery/Leavenworth KS		Building Number -			
BID DOCUMENTS Revisions						Date MARCH 25, 2013	Checked PR	Drawn WH	Drawing Number A-9.02	Dwg. 25 of 39	
										 Department of Veterans Affairs	



KEYED NOTES

CONSULTANTS:

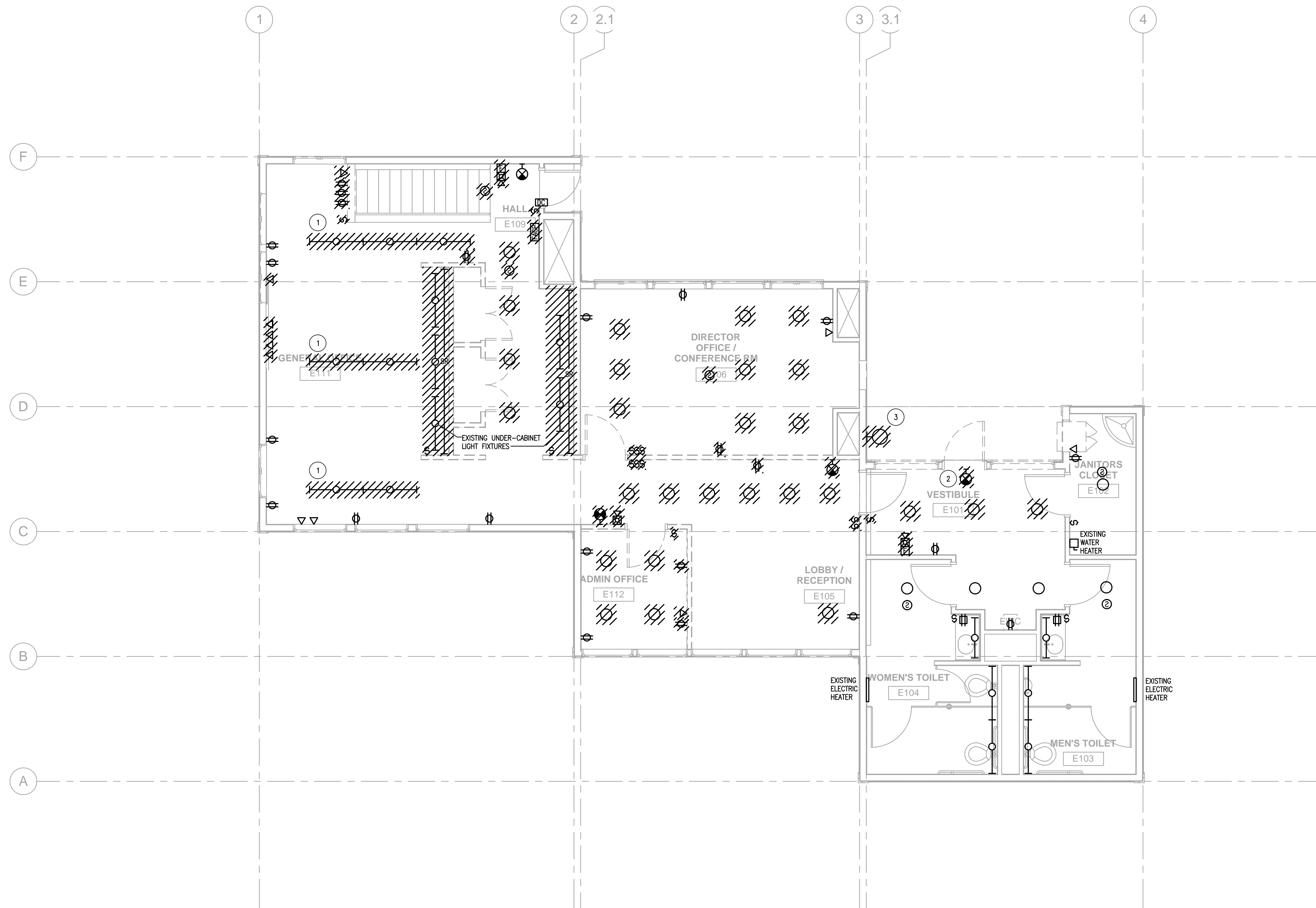
A ANDERSON ENGINEERING
 ENGINEERING • ARCHITECTURE • LAND SURVEYING
 ENVIRONMENTAL SERVICES • LANDSCAPE ARCHITECTURE

Anderson Engineering of Minnesota, LLC
 13025 1st Avenue North
 Suite 100
 Plymouth, MN 55441
 763-412-4000 (o) 763-412-4050 (f)
www.ae-mn.com

Drawing Title	LOWER LEVEL ELECTRICAL DEMOLITION PLAN
	-

Project Title	Administration Building Renovation and Cortège Parking
---------------	--

Project Number 897CM3019
Building Number
Drawing Number ED1.1 Dwg. 27 of 30






1 LEVEL 1 ELECTRICAL DEMOLITION PLAN
SCALE: 1/4" = 1'-0"

SHEET NOTES

- A. REMOVE EXISTING ELECTRICAL DEVICES, EQUIPMENT, BRANCH CIRCUITS AND FEEDERS IN THEIR ENTIRETY BACK TO THEIR POINT OF ORIGIN UNLESS OTHERWISE INDICED. TURN OFF AND LABEL CIRCUIT BREAKERS AS "SPARES FOR NEW".
- B. QUANTITY AND LOCATION OF DEVICES SHOWN ON PLANS ARE APPROXIMATE. FIELD VERIFY DEVICES AND LOCATIONS. PREPARE LISTING-TO-REMAIN CEILING, FLOOR, WALLS AND PANELS.
- C. SELECT DEMOLITION MAY BE REQUIRED FOR NEW CONSTRUCTION AND RELOCATION OF EXISTING DEVICES IN THIS DRAWING. CAREFULLY COORDINATE DEMOLITION WITH NEW CONSTRUCTION (PARTITION AND REFLECTED CEILING) AND RELOCATION TO VERIFY AND ADJUST DEVICES.
- D. EXAMINE THE DRAWINGS OF OTHER TRADES AND BE FAMILIAR WITH THE DEMOLITION REQUIRED BY OTHER TRADES. PERFORM DEMOLITION WORK TO FACILITATE NEW WORK AND/OR RELOCATION REQUIRED TO FACILITATE THE DEMOLITION WORK OF OTHER TRADES, WHETHER OR NOT INDICATED BY THIS INDICATOR.
- E. RECYCLE OR DISPOSE MATERIALS OFF SITE AND INCLUDE ALL COSTS IN BID. HANDLE ALL MATERIALS IN ACCORDANCE WITH ANY ORDINANCES, ALL FEDERAL, STATE, AND LOCAL REGULATIONS.
- F. PROVIDE BLANK COVER PLATES WHERE DEVICES ARE REMOVED BUT EXISTING CONDUITS ARE TO REMAIN.
- G. WHERE EXISTING BUILDING SERVICES AND/OR EQUIPMENT THAT IS TO REMAIN IN USE ARE REQUIRED TO BE SHUT DOWN COORDINATE WITH THE OWNER'S REPRESENTATIVE. RELOCATE AND ASSOCIATED EQUIPMENT TO FACILITATE THIS WORK DURING WEEKENDS AND EVENINGS. INCLUDE ALL COSTS FOR PROVIDING TEMPORARY POWER WHERE THERE IS TOO MUCH CONSTRUCTION TO SHUT DOWN. DURING THESE HOURS, COORDINATE ELECTRICAL SHUT DOWNS WITH THE OWNER ONE WEEK PRIOR TO SHUT DOWN.
- H. PROVIDE TWO (2) PANELS FOR PANELS AFFECTED BY THIS ALTERATION.
- I. REMOVE ELECTRICAL EQUIPMENT INDICATED WITH HEAVY HATCHED LINE AND INDICATED WITH KEYNOTES.
- J. PROVIDE CODE-COMPLIANT SUPPORT TO EXISTING-TO-REMAIN UNRESUPPORTED CONDUITS AND EXISTING CEILING. RELOCATE EXISTING CONDUITS, BRANCH CIRCUITS AND RELOCATE JUNCTION BOXES AS REQUIRED TO FACILITATE INSTALLATION OF NEW ELECTRICAL AND SYSTEMS. MAINTAIN ELECTRICAL SERVICE TO LIGHTING FIXTURES AND DEVICES THAT ARE TO REMAIN. EXTEND CONDUIT AND EQUIPMENT REQUIRED TO MAINTAIN ELECTRICAL SERVICE TO DOWNSTREAM DEVICES THAT ARE TO REMAIN.
- K. PAINT AND PAINT ALL EXISTING SURFACES WHERE DEVICES AND EQUIPMENT ARE REMOVED.

KEYED NOTES

- 1 SALVAGE PENDANT FIXTURES FOR RE-USE.
- 2 SALVAGE EXIT SIGN FOR RE-USE
- 3 SALVAGE EXTERIOR LIGHT FIXTURE FOR RE-USE.


-	-	CONSULTANTS:	 <div style="font-size: small;"> Anderson Engineering of Minnesota, LLC 15605 1st Avenue North Suite 100 Plymouth, MN 55441 Phone: 763-412-4000 • Fax: 763-412-4000 (F) www.ae-mn.com </div>		ARCHITECT/ENGINEERS:	 <div style="font-size: x-small;"> SMITHGROUPJJR, INC. 201 DEPOT STREET, 2ND FLOOR ANN ARBOR, MICHIGAN 48104T, 313.983.3600 734.662.4457 www.smithgroupjlr.com </div>	Drawing Title LEVEL 1 ELECTRICAL RENOVATION AND DEMOLITION PLAN - Approved / Project Director - -	Project Title Administration Building Renovation and Cortège Parking Location Leavenworth National Cemetery/Leavenworth KS <div style="display: flex; justify-content: space-between;"> Date MARCH 25, 2013 Checked Drawn </div>	Project Number 997CM3019	Office of Construction and Facilities Management
-	-								Bldg Number	
-	-								Drawing Number ED1.2 Dwg 28 of 39	
-	-									
-	-									
-	-									
BID DOCUMENTS	3/25/2013									 Department of Veterans Affairs
100% CONSTRUCTION DOCUMENTS	3/8/2013									
75% CONSTRUCTION DOCUMENTS	1/4/2013									
Revisions	Date									

one eighth inch = one foot
one quarter inch = one foot
three eighths inch = one foot
one half inch = one foot
three quarters inch = one foot
one inch = one foot
one and one half inches = one foot
two inches = one foot
three inches = one foot

3-21-13 11:30:55 AM
\\va-dc1\projects\30407\2023\CAD\VE\SMTH\ET1.dwg


Revisions	Date
75% CONSTRUCTION DOCUMENTS	1/14/2013
100% CONSTRUCTION DOCUMENTS	3/8/2013
BID DOCUMENTS	3/25/2013

CONSULTANTS:

**ANDERSON
ENGINEERING**

Anderson Engineering of Minnesota, LLC
33025 164 Avenue North
Suite 100
Plymouth, MN 55441
763-412-4000 (M) 763-412-4000 (F)
734-692-6457
www.aemmn.com

ARCHITECT/ENGINEERS:

**SMITHGROUPJJR**

SMITHGROUPJJR, INC.
201 DEPOT STREET, 2ND FLOOR
ANN ARBOR, MICHIGAN 48104T 313.963.3600
734.692.6457
www.smithgroupjlr.com

Drawing Title

LOWER LEVEL ELECTRICAL
POWER AND SPECIAL SYSTEMS PLAN

Approved Project Director

-

Project Title

Administration Building
Renovation and
Cortège Parking

Location

Leavenworth National Cemetery/Leavenworth KS

Date

MARCH 25, 2013

Checked

Drawn

Project Number

897CM3019

Building Number


-

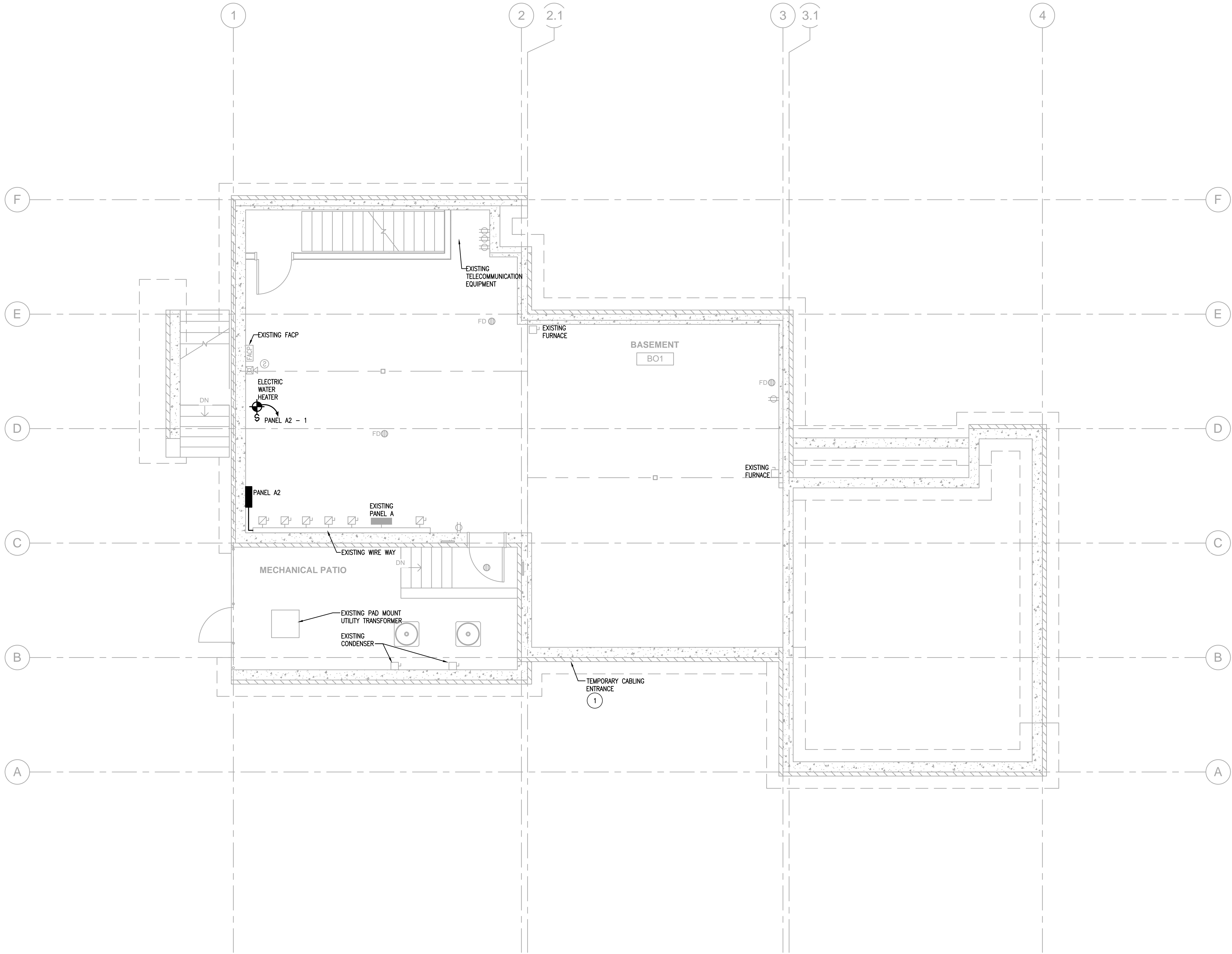
Drawing Number

E1.1

Dwg. 29 of 39

Office of
Construction
and Facilities
Management

Department of
Veterans Affairs



1 LOWER LEVEL ELECTRICAL POWER AND SPECIAL SYSTEMS PLAN
SCALE: 1/4" = 1'-0"

SHEET NOTES

- A. COORDINATE FINAL LOCATION OF MECHANICAL EQUIPMENT AND ASSOCIATED DISCONNECT SWITCHES, STARTERS, VFDs, CONTROL POWER AND OTHER POWER REQUIREMENTS WITH DIV 23.
B. SEE MECHANICAL EQUIPMENT SCHEDULE FOR DISCONNECT AND WIRING REQUIREMENTS.
C. CONNECT ALL FIRE ALARM DEVICES TO EXISTING SIEMENS FACP LOCATED IN BASEMENT.

KEYED NOTES

- 1 PROVIDE TEMPORARY FIBER AND COPPER CABLING FROM EXISTING TELECOMMUNICATION EQUIPMENT TO THE EXISTING TOOL STORAGE BUILDING. PROTECT CABLING TO 10'-0" ABOVE GRADE THEN ROUTE OVERHEAD. REFER TO DRAWING X1.1.