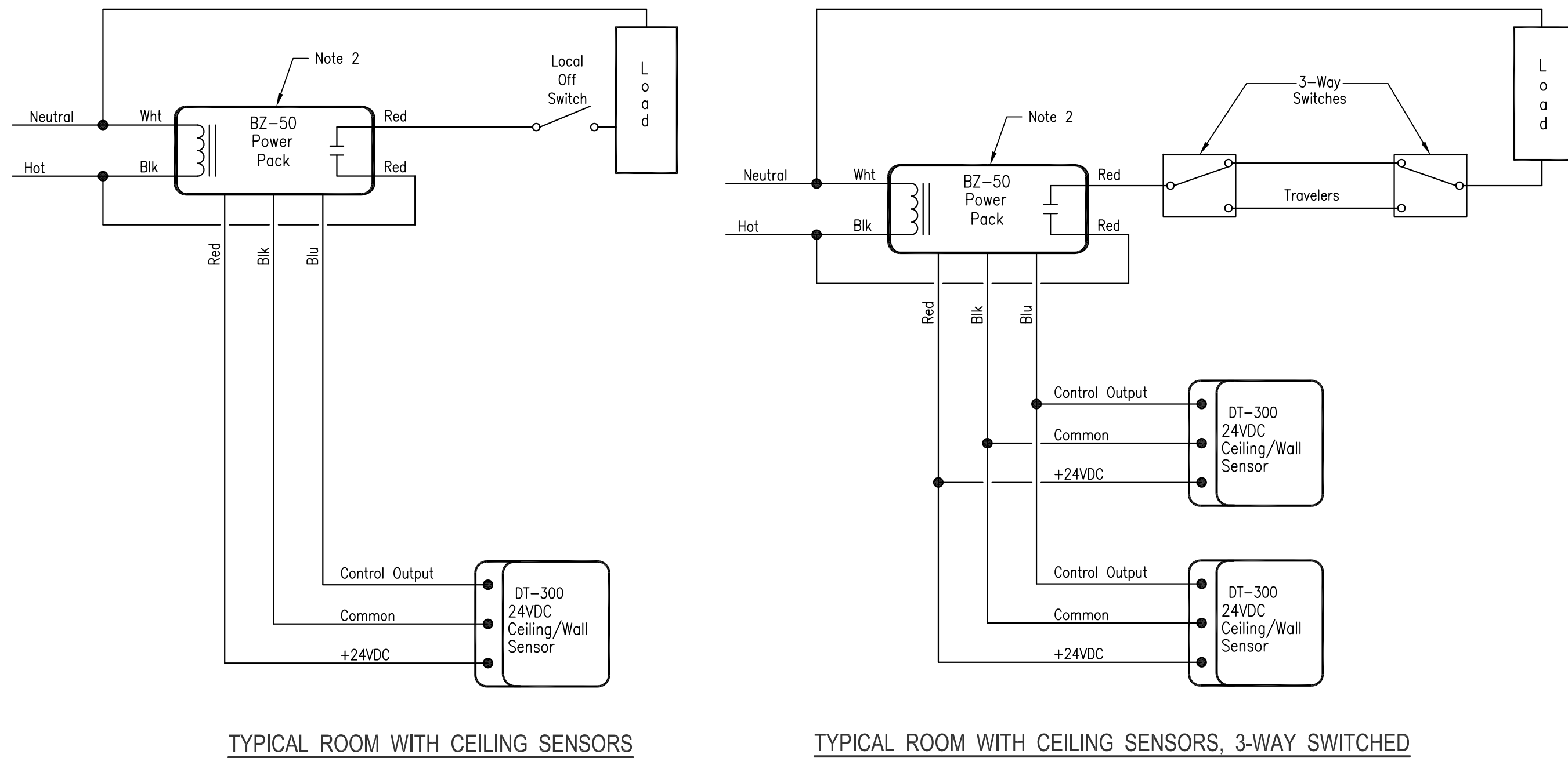


LIGHT FIXTURE SCHEDULE								
TYPE	MANUFACTURER	CATALOG NO.	VOLTS	LAMPS		BALLASTS		REMARKS
				QTY	TYPE	QTY	TYPE	
A1	LIGHTOLIER	# SP-S-2-G-FS-VY-4-32-UNV-HI	120/277V	4	F032/841	2	2-LAMP BALLAST PROGRAM START	2' x 4' RECESSED GRID TROFFER WITH ACRYLIC LENS
A2	LIGHTOLIER	# SP-S-2-G-FS-VY-4-32-UNV-HI-BODINE B50	120/277V	4	F032/841	2 1	2-LAMP BALLAST PROGRAM START BODINE B50	2' x 4' RECESSED GRID TROFFER WITH ACRYLIC LENS & BODINE B50 SELF-CONTAINED EMERGENCY BATTERY PACK
B1	LIGHTOLIER	# SP-S-2-G-FS-VY-2-17-UNV-HI	120/277V	2	F017/841	1	2-LAMP BALLAST PROGRAM START	2' x 2' RECESSED GRID TROFFER WITH ACRYLIC LENS
X1	EVENLITE	# RZR-EM-R-1-AA-T-DK-SD	120/277V	-	LED's - FURNISHED WITH FIXTURE			EXIT LIGHT WITH RED LETTERS AND ARROWS AS SHOWN ON PLANS. EMERGENCY BATTERY WITH 90 MINUTES OF BACK-UP POWER, MOUNTED AS INDICATED ON LIGHTING PLANS

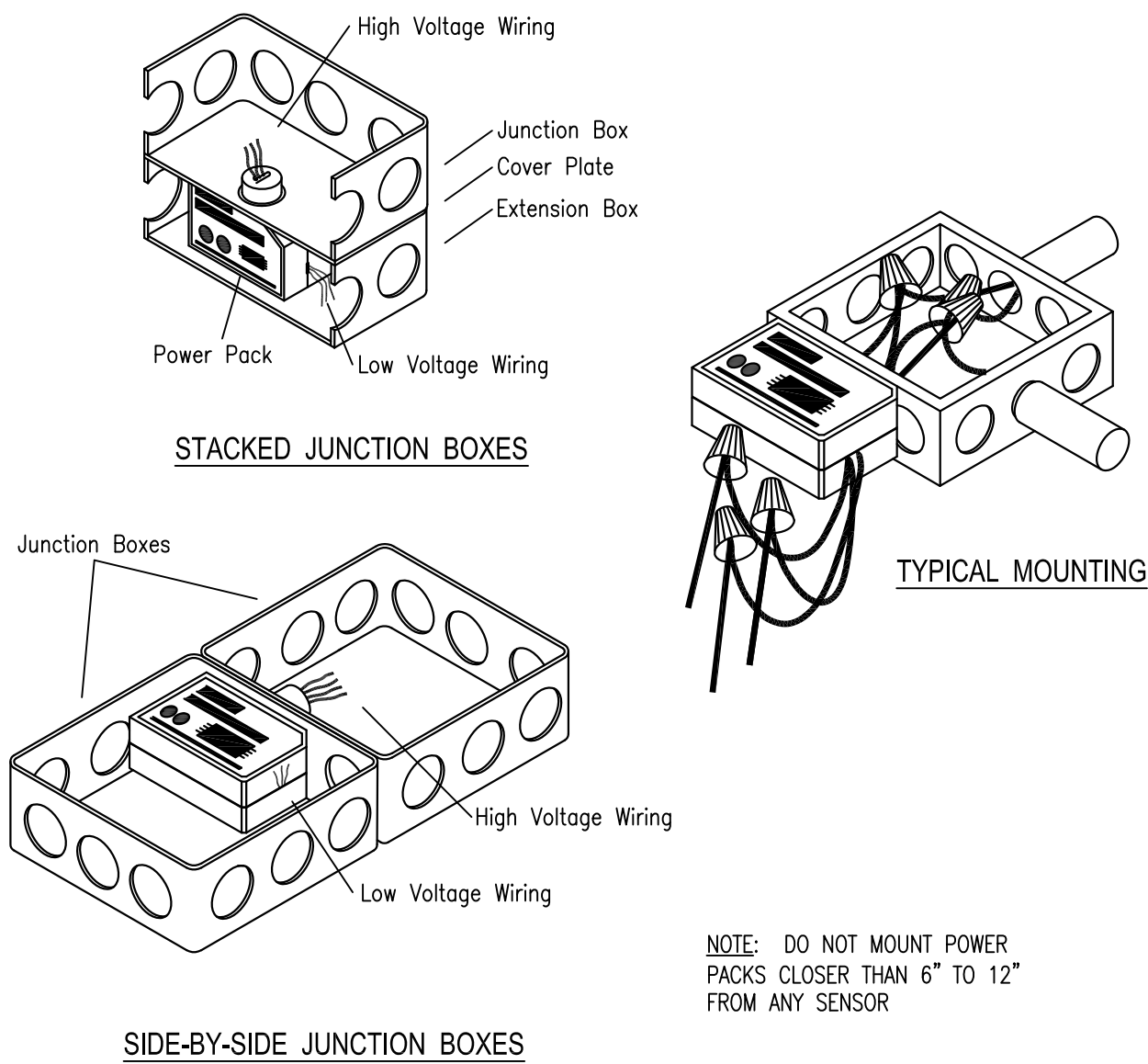


1 OCCUPANCY SENSOR WIRING DIAGRAMS

SCALE: NONE

NOTES:

1. MAXIMUM NUMBER OF SENSORS PER BZ POWER PACK IS 3. ACTUAL NUMBER IN EACH ROOM SHALL BE AS SHOWN ON THE LIGHTING PLAN.
2. REFER TO POWER PACK MOUNTING DETAILS ON THIS SHEET.



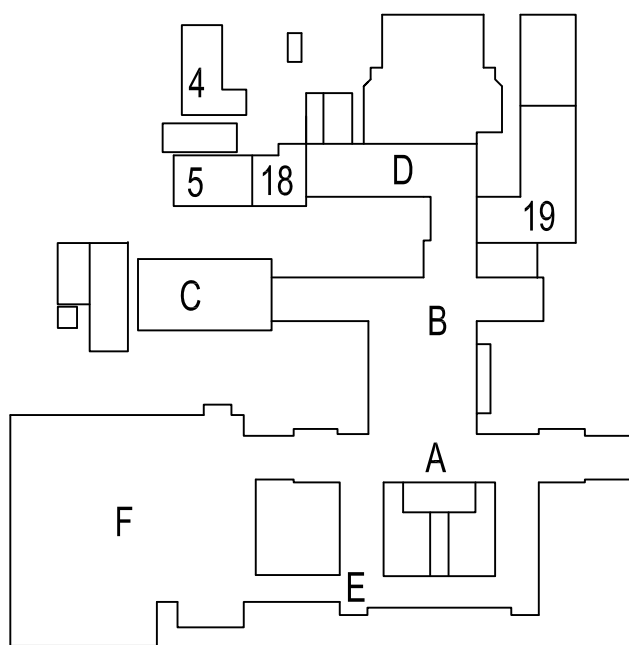
2 OCCUPANCY SENSOR POWER PACK MOUNTING DETAILS

SCALE: NONE

REVISIONS:	
△	3-28-2013

GENERAL NOTES:

1. EXISTING CONDITIONS SHOWN WERE DERIVED FROM OWNER FURNISHED DRAWINGS AND FIELD OBSERVATIONS. FIELD VERIFY LOCATION, SIZE, ROUTING AND QUANTITY OF ALL EQUIPMENT, PIPING, CONDUIT AND SYSTEMS.
2. SOME EXISTING SYSTEMS AND EQUIPMENT ARE NOT SHOWN FOR CLARITY. FIELD VERIFY EXISTING CONDITIONS.
3. REUSE EXISTING HANGERS AS APPLICABLE. REPAIR/REPLACE/PROVIDE NEW HANGERS AS REQUIRED. REMOVE HANGERS NOT UTILIZED DURING CONSTRUCTION.
4. FIELD VERIFY LOCATION AND ROUTING OF ALL MEDICAL GAS PIPING AND EQUIPMENT. WORK ON THESE SYSTEMS IS NOT INCLUDED IN THE SCOPE OF WORK.



KEY PLAN

NO SCALE

RND
CONSULTING, LLC.
RND.CORP.# 12-3702A
2015 VALLEY VIEW, SUITE 214
DALLAS, TEXAS 75234
P: 972-488-8077 F: 972-488-8174
© 2013
OKLAHOMA REGISTERED ENGINEERING FIRM: 5183

Drawing Title
LIGHT FIXTURE SCHEDULE & ELECTRICAL DETAILS
Approved: Division Chief
Approved: Service Director

Project Title
CORRECT HVAC DEFICIENCIES IN 5B100 AND BREEZEWAYS
Building Number
1
Checked
Drawn
Location
VA MEDICAL CENTER
OKLAHOMA CITY, OKLAHOMA

Date
MARCH 5, 2013
Project No.
635-12-313
DRAWING NO.
1-E4.01
Dwg. 12 of 12

DEPARTMENT of
VETERANS AFFAIRS