














VA ADMINISTRATION BUILDING  
SECOND FLOOR

## Second Floor








Other Furniture

1 of 21

Item	Preview	Mfg	Part Number	Part Description	Qty
1		KNO	AHHSM54	Modesty, half height suspended, 51-1/2Wx13H, for 54W worksurface	1
	✓		(CORE) 125	Core Laminate LAM: Natural Maple	
2		KNO	AHHSM66	Modesty, half height suspended, 63-1/2Wx13H, for 66W worksurface	1
	✓		(CORE) 125	Core Laminate LAM: Natural Maple	
3		KNO	AWM1S48	Stiffener for Worksurface 32W, for 48" or 54" application	2
	✓				
4		KNO	AWM1S60	Stiffener for Worksurface 44W, for 60" application	1
	✓				
5		KNO	AWM1S66	Stiffener for Worksurface 50W, for 66" application	2
	✓				
6		KNO	AWM1S66	Stiffener for Worksurface 50W, for 66" application	1
	✓				
7		KNO	AWM1S66	Stiffener for Worksurface 50W, for 66" application	1
	✓				
8		KNO	AWM1S78	Stiffener for Worksurface 62W, for 78" application	1
	✓				
9		KNO	AS1SPAD	Cushion, 18D	2
	✓		~ (K1386) (UNDCOL)	UPH: Standard FABRIC: Whip (E) *** Undecided Color ***	
10		KNO	D1R3624N	Worksurface, Rectangular, 36Wx24D, no grommet	1
	✓		(CORE) 125 (CORE) 125	Core Laminates LAM: Natural Maple Core Edgebands EDGE: Natural Maple	
11		KNO	D1R3624N	Worksurface, Rectangular, 36Wx24D, no grommet	1
	✓		(CORE) 125 (CORE) 125	Core Laminates LAM: Natural Maple Core Edgebands EDGE: Natural Maple	

**Second Floor**  
Other Furniture










**2 of 21**

Item	Preview	Mfg	Part Number	Part Description	Qty
12		KNO	D1R4224G  (CORE) 125 (CORE) 125	Worksurface, Rectangular, 42Wx24D, with grommet  Core Laminates LAM: Natural Maple Core Edgebands EDGE: Natural Maple	2
13		KNO	D1R4824G  (CORE) 125 (CORE) 125	Worksurface, Rectangular, 48Wx24D, with grommet  Core Laminates LAM: Natural Maple Core Edgebands EDGE: Natural Maple	1
14		KNO	D1R4824G  (CORE) 125 (CORE) 125	Worksurface, Rectangular, 48Wx24D, with grommet  Core Laminates LAM: Natural Maple Core Edgebands EDGE: Natural Maple	1
15		KNO	D1R6024G  (CORE) 125 (CORE) 125	Worksurface, Rectangular, 60Wx24D, with grommet  Core Laminates LAM: Natural Maple Core Edgebands EDGE: Natural Maple	1
16		KNO	D1R6030N  (CORE) 125 (CORE) 125	Worksurface, Rectangular, 60Wx30D, no grommet  Core Laminates LAM: Natural Maple Core Edgebands EDGE: Natural Maple	2
17		KNO	D1R6030N  (CORE) 125 (CORE) 125	Worksurface, Rectangular, 60Wx30D, no grommet  Core Laminates LAM: Natural Maple Core Edgebands EDGE: Natural Maple	1
18		KNO	D1R7230N  (CORE) 125 (CORE) 125	Worksurface, Rectangular, 72Wx30D, no grommet  Core Laminates LAM: Natural Maple Core Edgebands EDGE: Natural Maple	1

## Second Floor

Other Furniture

3 of 21

Item	Preview	Mfg	Part Number	Part Description	Qty
19		KNO	D1R7230N	Worksurface, Rectangular, 72Wx30D, no grommet	1
✓			(CORE) 125 (CORE) 125	Core Laminates LAM: Natural Maple Core Edgebands EDGE: Natural Maple	
20		KNO	D1R8430N	Worksurface, Rectangular, 84Wx30D, no grommet	1
✓			(CORE) 125 (CORE) 125	Core Laminates LAM: Natural Maple Core Edgebands EDGE: Natural Maple	
21		KNO	D1R9024G	Worksurface, Rectangular, 90Wx24D, with grommet	1
✓			(CORE) 125 (CORE) 125	Core Laminates LAM: Natural Maple Core Edgebands EDGE: Natural Maple	
22		KNO	D1R9624G	Worksurface, Rectangular, 96Wx24D, with grommet	2
✓			(CORE) 125 (CORE) 125	Core Laminates LAM: Natural Maple Core Edgebands EDGE: Natural Maple	
23		KNO	D1WW34824	Worksurface, W3, 48Wx24D	2
✓			(CORE) 125 D (CORE) 125	Core Laminates LAM: Natural Maple grain direction, diagonal Core Edgebands EDGE: Natural Maple	
24		KNO	D2P1GVT1448	Single Pane Window, Top Position for Full View Panels, 48Wx14H, Clear Tempered Glass	2
✓			(CORE) 117T	Core Paints PAINT: Soft Grey (Textured)	
25		KNO	DB120CL	120 degree Cantilever Bracket, Left	1
✓			117T	PAINT: Soft Grey (Textured)	
26		KNO	DB120CR	120 degree Cantilever Bracket, Right	1
✓			117T	PAINT: Soft Grey (Textured)	
27		KNO	DB1C24L	Cantilever Bracket, Left, 24"D, Single Pack	4
✓			NA	PAINT: Black	

## Second Floor

### Other Furniture










4 of 21

Item	Preview	Mfg	Part Number	Part Description	Qty
28		KNO	DB1C24R	Cantilever Bracket, Right, 24"D, Single Pack	4
✓			NA	PAINT: Black	
29		KNO	DB1C24R	Cantilever Bracket, Right, 24"D, Single Pack	1
✓			NA	PAINT: Black	
30		KNO	DB1F24SP	Flat Bracket 24" - Single Pack	2
✓					
31		KNO	DB1LS24A	A Leg Support, 24D	2
✓			(CORE) 117T	Core Paints PAINT: Soft Grey (Textured)	
32		KNO	DB1LS24A	A Leg Support, 24D	2
✓			(CORE) 117T	Core Paints PAINT: Soft Grey (Textured)	
33		KNO	DB1LS30A	A Leg Support, 30D	2
✓			(CORE) 117T	Core Paints PAINT: Soft Grey (Textured)	
34		KNO	DB1PWSL	Panel-to-Worksurface Bracket, Left	1
✓			117T	PAINT: Soft Grey (Textured)	
35		KNO	DB1PWSP	Panel-to-Worksurface Bracket, Pair	1
✓			117T	PAINT: Soft Grey (Textured)	
36		KNO	DB1PWSR	Panel-to-Worksurface Bracket, Right	1
✓			117T	PAINT: Soft Grey (Textured)	
37		KNO	DD1EU24	End Unit Support, 14-7/8Wx24D	1
✓			(CORE TX) 117T	Textured Core Paints PAINT: Soft Grey (Textured)	
38		KNO	DD1TEU30	T-End Unit, 27-13/16Wx26-7/8H	1
✓			(CORE TX) 117T	Textured Core Paints PAINT: Soft Grey (Textured)	

## Second Floor

### Other Furniture













5 of 21

Item	Preview	Mfg	Part Number	Part Description	Qty
39		KNO	DD2E3618N	Series 2 End Panel Return, 36Wx18D, no grommet	1
✓			(CORE) 125 (CORE) 125 (CORE TX) 117T	Core Laminates LAM: Natural Maple Core Edgebands EDGE: Natural Maple Textured Core Paints PAINT: Soft Grey (Textured)	
40		KNO	DD2SL6024N	Series 2 Single Pedestal Desk with lock, 60Wx24D, no grommet	1
✓			(CORE) 125 (CORE) 125 (CORE TX) 117T (RANDOM)	Core Laminates LAM: Natural Maple Core Edgebands EDGE: Natural Maple Textured Core Paints PAINT: Soft Grey (Textured) LOCK: Randomly Keyed	
41		KNO	DE18CI144	Raceway-to-Ceiling Infeed, 19-1/2', 2+2	2
✓					
42		KNO	DE18PCNP	Power Connector, 2+2, 12" no Post	3
✓					
43		KNO	DE18PCWP	Power Connector, 2+2, 15" with Post	2
✓					
44		KNO	DE18PM48	Power Module, 2+2, 48"W Panel	7
✓					
45		KNO	DE1DR1SP	Duplex Circuit 1 - Single Pack	3
✓					
46		KNO	DE1DR2SP	Duplex Circuit 2 - Single Pack	5
✓					
47		KNO	DE1DR4SP	Duplex Circuit 4 - Single Pack	3
✓					
48		KNO	DL3T5E25S	T5 Task Light, Standard, 25"W for use with 30" and wider Overhead	6
✓			~	*** No Selection ***	
49		KNO	DL3T5E25S	T5 Task Light, Standard, 25"W for use with 30" and wider Overhead	5
✓			~	*** No Selection ***	
50		KNO	DL3T5E25S	T5 Task Light, Standard, 25"W for use with 30" and wider Overhead	2
✓			~	*** No Selection ***	
51		KNO	DL3T5E37S	T5 Task Light, Standard, 37"W for use with 42" and wider Overhead	5
✓			~	*** No Selection ***	

## Second Floor

Other Furniture









6 of 21

Item	Preview	Mfg	Part Number	Part Description	Qty
52		KNO	DL3T5E37S	T5 Task Light, Standard, 37"W for use with 42" and wider Overhead	2
	✓		~	*** No Selection ***	
53		KNO	DL3T5E37S	T5 Task Light, Standard, 37"W for use with 42" and wider Overhead	1
	✓		~	*** No Selection ***	
54		KNO	DP2SOS15	D2 Tile Supports for 15W Panel	18
	✓		NA	D2: Black	
55		KNO	DP2SOSC	D2 Tile, Support Mounting Brackets	8
	✓				
56		KNO	DP3L11415	Panel Tile, Laminate, 14Hx15W	18
	✓		117	L1: Soft Grey	
			117	EDGE: Soft Grey	
57		KNO	DP3L11424	Panel Tile, Laminate, 14Hx24W	24
	✓		117	L1: Soft Grey	
			117	EDGE: Soft Grey	
58		KNO	DP3L11436	Panel Tile, Laminate, 14Hx36W	32
	✓		117	L1: Soft Grey	
			117	EDGE: Soft Grey	
59		KNO	DP3L11436	Panel Tile, Laminate, 14Hx36W	16
	✓		117	L1: Soft Grey	
			117	EDGE: Soft Grey	
60		KNO	DP3L11448	Panel Tile, Laminate, 14Hx48W	68
	✓		117	L1: Soft Grey	
			117	EDGE: Soft Grey	
61		KNO	DP3PWS64	Panel/Screen Wall Starter, 64H	2
	✓				
62		KNO	DP5120PA642	Universal Post Assembly, 120 degree Two Way, 64H, flat metal	2
	✓		(CORE)	Core Paints	
			117T	PAINT: Soft Grey (Textured)	
63		KNO	DP5PA642	Universal Post Assembly, Two Way "L", 64H, flat metal	4
	✓		117T	PAINT: Soft Grey (Textured)	

## Second Floor

Other Furniture

7 of 21



Item	Preview	Mfg	Part Number	Part Description	Qty
64		KNO	DP5PA643	Universal Post Assembly, Three Way "T", 64H, flat metal	2
	✓		117T	PAINT: Soft Grey (Textured)	
65		KNO	DP5PA643	Universal Post Assembly, Three Way "T", 64H, flat metal	1
	✓		117T	PAINT: Soft Grey (Textured)	
66		KNO	DP5PE64	Panel End Assembly, 64H, metal flat	2
	✓		117T	PAINT: Soft Grey (Textured)	
67		KNO	DP5PE64	Panel End Assembly, 64H, metal flat	5
	✓		117T	PAINT: Soft Grey (Textured)	
68		KNO	DP5TCTSP	Panel-to-Panel Top Cap Transition, used with metal flat - Single Pack	5
	✓		117T	PAINT: Soft Grey (Textured)	
69		KNO	DP7PP64S	Power Pole, for 64H Post 10'6" Ceiling, Horizon	2
	✓		(CORE)	Core Paints	
			117T	PAINT: Soft Grey (Textured)	
70		KNO	DP7VRR6415	Build-to-Spec Panel Frame, Full View, Fabric to Raceway Side 1 & 2, 64Hx15W	2
	✓		5	TOPCAP: Flat Metal	
			117T	TOPCAP: Soft Grey (Textured)	
			N	RACE: no Knockouts	
			(CORE)	Core Paints	
			117T	RACE: Soft Grey (Textured)	
71		KNO	DP7VXXRR6424	Open Position Panel, Full View, Fabric to Raceway Side 1 & 2, 64Hx24W	3
	✓		5	TOPCAP: Flat Metal	
			117T	TOPCAP: Soft Grey (Textured)	
			K	RACE: with Knockouts	
			(CORE)	Core Paints	
			117T	RACE: Soft Grey (Textured)	
			OPEN14	S1-P1: Open 14"H	
			OPEN14	S1-P2: Open 14"H	
			OPEN14	S1-P3: Open 14"H	
			OPEN14	S1-P4: Open 14"H	
			OPEN14	S2-P1: Open 14"H	
			OPEN14	S2-P2: Open 14"H	
			OPEN14	S2-P3: Open 14"H	
			OPEN14	S2-P4: Open 14"H	
			2	D2: Recessed Reveal	
			NA	PAINT: Black	
			SOS246	6 D2 Tile Supports	
			NOFAB	FABRIC: No Fabric Required	



## Second Floor

Other Furniture




8 of 21

Item	Preview	Mfg	Part Number	Part Description	Qty
72		KNO	DP7VXXRR6436	Open Position Panel, Full View, Fabric to Raceway Side 1 & 2, 64Hx36W	4
			5	TOPCAP: Flat Metal	
			117T	TOPCAP: Soft Grey (Textured)	
			K	RACE: with Knockouts	
			(CORE)	Core Paints	
			117T	RACE: Soft Grey (Textured)	
			OPEN14	S1-P1: Open 14"H	
			OPEN14	S1-P2: Open 14"H	
			OPEN14	S1-P3: Open 14"H	
			OPEN14	S1-P4: Open 14"H	
			OPEN14	S2-P1: Open 14"H	
			OPEN14	S2-P2: Open 14"H	
			OPEN14	S2-P3: Open 14"H	
			OPEN14	S2-P4: Open 14"H	
			2	D2: Recessed Reveal	
			NA	PAINT: Black	
			SOS366	6 D2 Tile Supports	
			NOFAB	FABRIC: No Fabric Required	
73		KNO	DP7VXXRR6436	Open Position Panel, Full View, Fabric to Raceway Side 1 & 2, 64Hx36W	2
			5	TOPCAP: Flat Metal	
			117T	TOPCAP: Soft Grey (Textured)	
			K	RACE: with Knockouts	
			(CORE)	Core Paints	
			117T	RACE: Soft Grey (Textured)	
			OPEN14	S1-P1: Open 14"H	
			OPEN14	S1-P2: Open 14"H	
			OPEN14	S1-P3: Open 14"H	
			OPEN14	S1-P4: Open 14"H	
			OPEN14	S2-P1: Open 14"H	
			OPEN14	S2-P2: Open 14"H	
			OPEN14	S2-P3: Open 14"H	
			OPEN14	S2-P4: Open 14"H	
			2	D2: Recessed Reveal	
			NA	PAINT: Black	
			SOS366	6 D2 Tile Supports	
			NOFAB	FABRIC: No Fabric Required	

## Second Floor

Other Furniture









9 of 21

Item	Preview	Mfg	Part Number	Part Description	Qty
74		KNO	DP7VXXRR6448	Open Position Panel, Full View, Fabric to Raceway Side 1 & 2, 64Hx48W	9
			5	TOPCAP: Flat Metal	
			117T	TOPCAP: Soft Grey (Textured)	
			K	RACE: with Knockouts	
			(CORE)	Core Paints	
			117T	RACE: Soft Grey (Textured)	
			OPEN14	S1-P1: Open 14"H	
			OPEN14	S1-P2: Open 14"H	
			OPEN14	S1-P3: Open 14"H	
			OPEN14	S1-P4: Open 14"H	
			OPEN14	S2-P1: Open 14"H	
			OPEN14	S2-P2: Open 14"H	
			OPEN14	S2-P3: Open 14"H	
			OPEN14	S2-P4: Open 14"H	
			2	D2: Recessed Reveal	
			NA	PAINT: Black	
			SOS486	6 D2 Tile Supports	
			NOFAB	FABRIC: No Fabric Required	
75		KNO	DS1S36	Overhead Bookshelf, 36Wx14Dx8H	6
			(CORE)	Core Paints	
			117T	PAINT: Soft Grey (Textured)	
76		KNO	DS1S48	Overhead Bookshelf, 48Wx14Dx8H	2
			(CORE)	Core Paints	
			117T	PAINT: Soft Grey (Textured)	
77		KNO	DS1WM30	Overhead Wall Mount Bracket, 30W	5
			117T	PAINT: Soft Grey (Textured)	
78		KNO	DS1WM30	Overhead Wall Mount Bracket, 30W	6
			117T	PAINT: Soft Grey (Textured)	
79		KNO	DS1WM30	Overhead Wall Mount Bracket, 30W	2
			117T	PAINT: Soft Grey (Textured)	
80		KNO	DS1WM36	Overhead Wall Mount Bracket, 36W	1
			117T	PAINT: Soft Grey (Textured)	
81		KNO	DS1WM36	Overhead Wall Mount Bracket, 36W	2
			117T	PAINT: Soft Grey (Textured)	
82		KNO	DS1WM42	Overhead Wall Mount Bracket, 42W	2
			117T	PAINT: Soft Grey (Textured)	
83		KNO	DS1WM48	Overhead Wall Mount Bracket, 48W	2
			117T	PAINT: Soft Grey (Textured)	

## Second Floor

Other Furniture








10 of 21

Item	Preview	Mfg	Part Number	Part Description	Qty
84		KNO	DS2PFL24A	Floorstanding Pedestal, Series 2 steel front, Box/Box/File, 23-1/4D, with lock, no back, Series 2 pull	2
✓			(CORE TX) 117T (RANDOM)	Textured Core Paints PAINT: Soft Grey (Textured) LOCK: Randomly Keyed	
85		KNO	DS2PFL24A	Floorstanding Pedestal, Series 2 steel front, Box/Box/File, 23-1/4D, with lock, no back, Series 2 pull	1
✓			(CORE TX) 117T (RANDOM)	Textured Core Paints PAINT: Soft Grey (Textured) LOCK: Randomly Keyed	
86		KNO	DS2PFL24B	Floorstanding Pedestal, Series 2 steel front, File/File, 23-1/4D, with lock, no back, Series 2 pull	1
✓			(CORE TX) 117T (RANDOM)	Textured Core Paints PAINT: Soft Grey (Textured) LOCK: Randomly Keyed	
87		KNO	DS2PFL30A	Floorstanding Pedestal, Series 2 steel front, Box/Box/File, 29-1/4D, with lock, Series 2 pull	2
✓			(CORE TX) 117T (RANDOM)	Textured Core Paints PAINT: Soft Grey (Textured) LOCK: Randomly Keyed	
88		KNO	DS2PFL30A	Floorstanding Pedestal, Series 2 steel front, Box/Box/File, 29-1/4D, with lock, Series 2 pull	1
✓			(CORE TX) 117T (RANDOM)	Textured Core Paints PAINT: Soft Grey (Textured) LOCK: Randomly Keyed	
89		KNO	DS2PFL30A	Floorstanding Pedestal, Series 2 steel front, Box/Box/File, 29-1/4D, with lock, Series 2 pull	1
✓			(CORE TX) 117T (RANDOM)	Textured Core Paints PAINT: Soft Grey (Textured) LOCK: Randomly Keyed	
90		KNO	DS2PM30L	Overhead Cabinet, Series 2 steel or veneer front, 29-7/8W, Panel Mounted, with lock	5
✓			(STEEL) (CORE) 117T 117T (RANDOM)	Steel Door Core Paints PAINT: Soft Grey (Textured) DOOR: Soft Grey (Textured) LOCK: Randomly Keyed	
91		KNO	DS2PM30L	Overhead Cabinet, Series 2 steel or veneer front, 29-7/8W, Panel Mounted, with lock	6
✓			(STEEL) (CORE) 117T 117T (RANDOM)	Steel Door Core Paints PAINT: Soft Grey (Textured) DOOR: Soft Grey (Textured) LOCK: Randomly Keyed	

## Second Floor

### Other Furniture







11 of 21

Item	Preview	Mfg	Part Number	Part Description	Qty
92		KNO	DS2PM30L	Overhead Cabinet, Series 2 steel or veneer front, 29-7/8W, Panel Mounted, with lock	2
			(STEEL)	Steel Door	
			(CORE)	Core Paints	
			117T	PAINT: Soft Grey (Textured)	
			117T	DOOR: Soft Grey (Textured)	
			(RANDOM)	LOCK: Randomly Keyed	
93		KNO	DS2PM36L	Overhead Cabinet, Series 2 steel or veneer front, 35-7/8W, Panel Mounted, with lock	1
			(STEEL)	Steel Door	
			(CORE)	Core Paints	
			117T	PAINT: Soft Grey (Textured)	
			117T	DOOR: Soft Grey (Textured)	
			(RANDOM)	LOCK: Randomly Keyed	
94		KNO	DS2PM36L	Overhead Cabinet, Series 2 steel or veneer front, 35-7/8W, Panel Mounted, with lock	2
			(STEEL)	Steel Door	
			(CORE)	Core Paints	
			117T	PAINT: Soft Grey (Textured)	
			117T	DOOR: Soft Grey (Textured)	
			(RANDOM)	LOCK: Randomly Keyed	
95		KNO	DS2PM42L	Overhead Cabinet, Series 2 steel or veneer front, 41-7/8W, Panel Mounted, with lock	2
			(STEEL)	Steel Door	
			(CORE)	Core Paints	
			117T	PAINT: Soft Grey (Textured)	
			117T	DOOR: Soft Grey (Textured)	
			(RANDOM)	LOCK: Randomly Keyed	
96		KNO	DS2PM48L	Overhead Cabinet, Series 2 steel or veneer front, 47-7/8W, Panel Mounted, with lock	10
			(STEEL)	Steel Door	
			(CORE)	Core Paints	
			117T	PAINT: Soft Grey (Textured)	
			117T	DOOR: Soft Grey (Textured)	
			(RANDOM)	LOCK: Randomly Keyed	
97		KNO	DS2POL18F	Mobile Pedestal without top, Series 2 steel front, Box/File, 16-3/4D, with lock, Series 2 pull	2
			(CORE TX)	Textured Core Paints	
			117T	PAINT: Soft Grey (Textured)	
			(RANDOM)	LOCK: Randomly Keyed	
98		KNO	DS4LC1DSL54L	Horizon Credenza, Single Depth, with Steel Sliding Door and Box Drawer, Laminate Top, 54W, with Lock	2
			117T	PAINT: Soft Grey (Textured)	
			125	TOP: Natural Maple	
			125	TOP EDGE: Natural Maple	
			(RANDOM)	LOCK: Randomly Keyed	

## Second Floor

Other Furniture








12 of 21

Item	Preview	Mfg	Part Number	Part Description	Qty
99		KNO	DS4LC1DSL60L	Horizon Credenza, Single Depth, with Steel Sliding Door and Box Drawer, Laminate Top, 60W, with Lock	1
✓			117T 125 125 (RANDOM)	PAINT: Soft Grey (Textured) TOP: Natural Maple TOP EDGE: Natural Maple LOCK: Randomly Keyed	
100		KNO	DT1ACX42	Round Table with X Base, Standard Desk Height, 42" Wide	1
✓			117T (CORE) 125 125	BASE: Soft Grey (Textured) Core Laminates TOP: Natural Maple TOP EDGE: Natural Maple	
101		KNO	DT1ARY7224	Rectangular Table with (2) Y-Legs, 72Wx24D	1
✓			N S 117T (CORE) 125 125	OPT: No Grommet OPT: Stretcher PAINT: Soft Grey (Textured) Core Laminates TOP: Natural Maple TOP EDGE: Natural Maple	
102		KNO	DT1ASX3030	Square Table with X Base, Standard Desk Height, 30Wx30D	1
✓			117T (CORE) 125 125	BASE: Soft Grey (Textured) Core Laminates TOP: Natural Maple TOP EDGE: Natural Maple	
103		KNO	DT1ATY6030	Racetrack Table with (2) Y-Legs, 60Wx30D	1
✓			N S 117T (CORE) 125 125	OPT: No Grommet OPT: Stretcher PAINT: Soft Grey (Textured) Core Laminates TOP: Natural Maple TOP EDGE: Natural Maple	
104		KNO	DT1S	Credenza Support Spacer, for use with Horizon Credenza	1
✓			117T	PAINT: Soft Grey (Textured)	
105		KNO	DT1S	Credenza Support Spacer, for use with Horizon Credenza	1
✓			117T	PAINT: Soft Grey (Textured)	
106		KNO	F-30-20	Universal Fabric Board, 30Wx20H	5
✓			S1 A 30 (TBA30) FWMR20	OPT: Squ Corner/Rect Edge OPT: 1/2" Mineral Board OPT: Fabric Group (F30) FABRIC: TBA OPT: 1/2" Reveal Wall-Mount	

## Second Floor

### Other Furniture





















13 of 21

Item	Preview	Mfg	Part Number	Part Description	Qty
107		KNO	F-30-20	Universal Fabric Board, 30Wx20H	5
			S1 A 30 (TBA30) FWMR20	OPT: Squ Corner/Rect Edge OPT: 1/2" Mineral Board OPT: Fabric Group (F30) FABRIC: TBA OPT: 1/2" Reveal Wall-Mount	
108		KNO	F-30-20	Universal Fabric Board, 30Wx20H	1
			S1 A 30 (TBA30) FWMR20	OPT: Squ Corner/Rect Edge OPT: 1/2" Mineral Board OPT: Fabric Group (F30) FABRIC: TBA OPT: 1/2" Reveal Wall-Mount	
109		KNO	F-36-20	Universal Fabric Board, 36Wx20H	1
			S1 A 30 (TBA30) FWMR20	OPT: Squ Corner/Rect Edge OPT: 1/2" Mineral Board OPT: Fabric Group (F30) FABRIC: TBA OPT: 1/2" Reveal Wall-Mount	
110		KNO	F-36-20	Universal Fabric Board, 36Wx20H	1
			S1 A 30 (TBA30) FWMR20	OPT: Squ Corner/Rect Edge OPT: 1/2" Mineral Board OPT: Fabric Group (F30) FABRIC: TBA OPT: 1/2" Reveal Wall-Mount	
111		KNO	F-42-20	Universal Fabric Board, 42Wx20H	2
			S1 A 30 (TBA30) FWMR20	OPT: Squ Corner/Rect Edge OPT: 1/2" Mineral Board OPT: Fabric Group (F30) FABRIC: TBA OPT: 1/2" Reveal Wall-Mount	
112		KNO	F-48-20	Universal Fabric Board, 48Wx20H	1
			S1 A 30 (TBA30) FWMR20	OPT: Squ Corner/Rect Edge OPT: 1/2" Mineral Board OPT: Fabric Group (F30) FABRIC: TBA OPT: 1/2" Reveal Wall-Mount	
113		KNO	OAKA2P1SL2BK	Act II Keyboard Platform, with Short Easy Lift Arm, Phenolic	3
			22	TRACK: 21-5/8"	

## Second Floor

### Other Furniture








14 of 21

Item	Preview	Mfg	Part Number	Part Description	Qty
114		KNO	OAKA2P1SL2BK	Act II Keyboard Platform, with Short Easy Lift Arm, Phenolic	1
			22	TRACK: 21-5/8"	
115		KNO	OAKA2P1SL2BK	Act II Keyboard Platform, with Short Easy Lift Arm, Phenolic	4
			22	TRACK: 21-5/8"	
116		KNO	OAKA2P1SL2BK	Act II Keyboard Platform, with Short Easy Lift Arm, Phenolic	1
			22	TRACK: 21-5/8"	
117		KNO	OR-WB-48-30	Marker Board, 48Wx5/8Dx30H	2
			SV ORWB WM	FINISH: Silver OPTION: Orchestra Bracket BRKT: Wall-Mounted	
118		KNO	OR-WB-TR	Marker Tray, 17Wx1-1/4D	2
			SV	FINISH: Silver	
119		KNO	5Z6C2AS	Adjustable Cabinet Shelf 36W (2)	1
			P (CORE TX) 117T	OPT: Painted Textured Core Paints PAINT: Soft Grey tx	
120		KNO	C2C2736	Calibre Cabinet, 1 adjustable shelf, no doors. 36Wx27H	1
			P (CORE TX) 117T	OPT: Match Shelves to Case Textured Core Paints PAINT: Soft Grey tx	
121		KNO	C2C3930C	Calibre Cabinet, 2 adjustable shelves, with doors, 30Wx39H, with lock	1
			P (CORE TX) 117T (RANDOM)	OPT: Match Shelves to Case Textured Core Paints PAINT: Soft Grey tx LOCK: Randomly Keyed	
122		KNO	C2C5536	Calibre Cabinet, 2 adjustable shelves, no doors, 36Wx55-1/2H	1
			P (CORE TX) 117T	OPT: Match Shelves to Case Textured Core Paints PAINT: Soft Grey tx	
123		KNO	C2C5536C	Calibre Cabinet, 2 adjustable shelves, with doors, 36Wx55-1/2H, with lock	1
			P (CORE TX) 117T (RANDOM)	OPT: Match Shelves to Case Textured Core Paints PAINT: Soft Grey tx LOCK: Randomly Keyed	

## Second Floor

Other Furniture

15 of 21













Item	Preview	Mfg	Part Number	Part Description	Qty
124		KNO	C2F2736CCC	Calibre Lateral File, 2-12" drawers with rails, 36Wx27H, with lock	1
✓			(CORE TX) 117T (RANDOM)	Textured Core Paints PAINT: Soft Grey tx LOCK: Randomly Keyed	
125		KNO	C2F2736CCC	Calibre Lateral File, 2-12" drawers with rails, 36Wx27H, with lock	3
✓			(CORE TX) 117T (RANDOM)	Textured Core Paints PAINT: Soft Grey tx LOCK: Randomly Keyed	
126		KNO	C2F3930C	Calibre build-to-spec Case, 30Wx39H, with lock	1
✓			(P1) H H H H H H (CORE) 117T (RANDOM)	OPT: P1 Paint Finish 6" rollout drawer 6" rollout drawer 6" rollout drawer 6" rollout drawer 6" rollout drawer 6" rollout drawer Core Paints PAINT: Soft Grey tx LOCK: Randomly Keyed	
127		KNO	C2F3930CCCC	Calibre Lateral File, 3-12" drawers with rails, 30Wx39H, with lock	1
✓			(CORE TX) 117T (RANDOM)	Textured Core Paints PAINT: Soft Grey tx LOCK: Randomly Keyed	
128		KNO	C2F5530CDDDD D	Calibre Lateral File, 5-10.5" drawers with rails, 30Wx55-1/2H, with lock	1
✓			(CORE TX) 117T (RANDOM)	Textured Core Paints PAINT: Soft Grey tx LOCK: Randomly Keyed	
129		KNO	C2F5530CDDDD D	Calibre Lateral File, 5-10.5" drawers with rails, 30Wx55-1/2H, with lock	3
✓			(CORE TX) 117T (RANDOM)	Textured Core Paints PAINT: Soft Grey tx LOCK: Randomly Keyed	
130		KNO	C2F5536CDDDD D	Calibre Lateral File, 5-10.5" drawers with rails, 36Wx55-1/2H, with lock	3
✓			(CORE TX) 117T (RANDOM)	Textured Core Paints PAINT: Soft Grey tx LOCK: Randomly Keyed	



## Second Floor

Other Furniture








16 of 21

Item	Preview	Mfg	Part Number	Part Description	Qty
131		KNO	C2H5536CXDD	Calibre Lateral File, 31.5" storage doors, 2-10.5" drawers with hanging rails, 36Wx55-1/2H, with lock	1
✓			(CORE TX) 117T (RANDOM)	Textured Core Paints PAINT: Soft Grey tx LOCK: Randomly Keyed	
132		KNO	C2H6336CTCC	Calibre Hybrid Storage Unit, 5 high with 36" storage doors and 2-12" drawers with rails, 36Wx63H, with lock	2
✓			(CORE TX) 117T (RANDOM)	Textured Core Paints PAINT: Soft Grey tx LOCK: Randomly Keyed	
133		KNO	CE7218	Calibre Front Lateral File Worksurface Top 72Wx18D, Equity/Dividends style	1
✓			(CORE) 125 (CORE) 125	Core Laminates LAM: Natural Maple Core Edge Bands EDGE: Natural Maple	
134		KNO	CE9018	Calibre Front Lateral File Worksurface Top 90Wx18D, Equity/Dividends style	1
✓			(CORE) 125 (CORE) 125	Core Laminates LAM: Natural Maple Core Edge Bands EDGE: Natural Maple	
135		KNO	EB1C20L	Cantilever, Left Hand, 20"	1
✓			(BLACK)	Black	
136		KNO	EB1C20L	Cantilever, Left Hand, 20"	1
✓			(BLACK)	Black	
137		KNO	EB1C20L	Cantilever, Left Hand, 20"	1
✓			(BLACK)	Black	
138		KNO	EB1C20R	Cantilever, Right Hand, 20"	1
✓			(BLACK)	Black	
139		KNO	EB1F24	Flat Bracket, 24"	2
✓					
140		KNO	EB1F24	Flat Bracket, 24"	1
✓					
141		KNO	EB1F24	Flat Bracket, 24"	1
✓					
142		KNO	EB1F24	Flat Bracket, 24"	2
✓					

## Second Floor







Other Furniture

17 of 21

Item	Preview	Mfg	Part Number	Part Description	Qty
143		KNO	EP1WMC28	Wall Mount Channel, 28H	2
	✓		(CORE) 117	Core Paints TRIM: Soft Grey	
144		KNO	EP1WMC28	Wall Mount Channel, 28H	1
	✓		(CORE) 117	Core Paints TRIM: Soft Grey	
145		KNO	EP1WMC28	Wall Mount Channel, 28H	1
	✓		(CORE) 117	Core Paints TRIM: Soft Grey	
146		KNO	111HP2SLHC	Generation by Knoll task chair, high performance arms, plastic base, standard cylinder, with lumbar, hard casters	3
	✓		DK 06 USF ~ (K1386) (UNDCOL)	FINISH: Dark BACK: Espresso SEAT: Ultra Seat Foam Standard Textile or Leather TEX: Whip (E) *** Undecided Color ***	
147		KNO	111HP2SLHC	Generation by Knoll task chair, high performance arms, plastic base, standard cylinder, with lumbar, hard casters	2
	✓		DK 06 USF ~ (K1386) (UNDCOL)	FINISH: Dark BACK: Espresso SEAT: Ultra Seat Foam Standard Textile or Leather TEX: Whip (E) *** Undecided Color ***	
148		KNO	111HP2SLHC	Generation by Knoll task chair, high performance arms, plastic base, standard cylinder, with lumbar, hard casters	3
	✓		DK 06 USF ~ (K1386) (UNDCOL)	FINISH: Dark BACK: Espresso SEAT: Ultra Seat Foam Standard Textile or Leather TEX: Whip (E) *** Undecided Color ***	
149		KNO	111HP2SLHC	Generation by Knoll task chair, high performance arms, plastic base, standard cylinder, with lumbar, hard casters	1
	✓		DK 06 USF ~ (K1386) (UNDCOL)	FINISH: Dark BACK: Espresso SEAT: Ultra Seat Foam Standard Textile or Leather TEX: Whip (E) *** Undecided Color ***	

**Second Floor**  
Other Furniture






**18 of 21**

Item	Preview	Mfg	Part Number	Part Description	Qty
150		KNO	111HP2SLHC  DK 06 USF ~ (K1386) (UNDCOL)	Generation by Knoll task chair, high performance arms, plastic base, standard cylinder, with lumbar, hard casters  FINISH: Dark BACK: Espresso SEAT: Ultra Seat Foam Standard Textile or Leather TEX: Whip (E) *** Undecided Color ***	4
151		KNO	111HP2SLHC  DK 06 USF ~ (K1386) (UNDCOL)	Generation by Knoll task chair, high performance arms, plastic base, standard cylinder, with lumbar, hard casters  FINISH: Dark BACK: Espresso SEAT: Ultra Seat Foam Standard Textile or Leather TEX: Whip (E) *** Undecided Color ***	1
152		KNO	111HP2SLHC  DK 06 USF ~ (K1386) (UNDCOL)	Generation by Knoll task chair, high performance arms, plastic base, standard cylinder, with lumbar, hard casters  FINISH: Dark BACK: Espresso SEAT: Ultra Seat Foam Standard Textile or Leather TEX: Whip (E) *** Undecided Color ***	11
153		KNO	2SASXGL  2 ON ~ (K1386) (UNDCOL)	MultiGeneration by Knoll stacking chair, fixed arms, glides  FRAME: Black SHELL: Onyx Standard Textile TEX: Whip (E) *** Undecided Color ***	6
154		KNO	2SASXGL  2 ON ~ (K1386) (UNDCOL)	MultiGeneration by Knoll stacking chair, fixed arms, glides  FRAME: Black SHELL: Onyx Standard Textile TEX: Whip (E) *** Undecided Color ***	3
155		KNO	2SASXGL  2 ON ~ (K1386) (UNDCOL)	MultiGeneration by Knoll stacking chair, fixed arms, glides  FRAME: Black SHELL: Onyx Standard Textile TEX: Whip (E) *** Undecided Color ***	2

## Second Floor

Other Furniture











19 of 21

Item	Preview	Mfg	Part Number	Part Description	Qty
156		KNO	2SASXGL	MultiGeneration by Knoll stacking chair, fixed arms, glides	4
✓			2 ON ~ (K1386) (UNDCOL)	FRAME: Black SHELL: Onyx Standard Textile TEX: Whip (E) *** Undecided Color ***	
157		KNO	2SASXGL	MultiGeneration by Knoll stacking chair, fixed arms, glides	1
✓			2 ON ~ (K1386) (UNDCOL)	FRAME: Black SHELL: Onyx Standard Textile TEX: Whip (E) *** Undecided Color ***	
158		KNO	2SASXGL	MultiGeneration by Knoll stacking chair, fixed arms, glides	2
✓			2 ON ~ (K1386) (UNDCOL)	FRAME: Black SHELL: Onyx Standard Textile TEX: Whip (E) *** Undecided Color ***	
159		KNO	2SCSXGL	MultiGeneration by Knoll stacking chair, armless, glides	104
✓			2 ON ~ (K1386) (UNDCOL)	FRAME: Black SHELL: Onyx Standard Textile TEX: Whip (E) *** Undecided Color ***	
160		KNO	2SCSXGL	MultiGeneration by Knoll stacking chair, armless, glides	24
✓			2 ON ~ (K1386) (UNDCOL)	FRAME: Black SHELL: Onyx Standard Textile TEX: Whip (E) *** Undecided Color ***	
161		KNO	2SCSXGL	MultiGeneration by Knoll stacking chair, armless, glides	81
✓			2 ON ~ (K1386) (UNDCOL)	FRAME: Black SHELL: Onyx Standard Textile TEX: Whip (E) *** Undecided Color ***	

## Second Floor

Other Furniture





20 of 21

Item	Preview	Mfg	Part Number	Part Description	Qty
162		KNO	2SCSXGL  2 ON ~ (K1386) (UNDCOL)	MultiGeneration by Knoll stacking chair, armless, glides  FRAME: Black SHELL: Onyx Standard Textile TEX: Whip (E) *** Undecided Color ***	40
163		KNO	AUPPDU	Pencil Drawer	3
164		KNO	AUPPDU	Pencil Drawer	1
165		KNO	AUPPDU	Pencil Drawer	3
166		KNO	AUPPDU	Pencil Drawer	1
167		KNO	163TR  F2 2	Eero Saarinen Small Round Table, intermediate height, 20Wx20H  LAMINATE: White BASE: White	3
168		KNO	37A  B311 ~ (TBAC)	Joe and Linda Ricchio Arm Chair, upholstered seat  FINISH: Beech OPT: Standard TEX: TBA (C)	8
169		KNO	4CSDS  04 ~ (K1386) (UNDCOL)	Spark stacking side chair with seat pad  COL: Light Grey UPH: Standard TEX: Whip (E) *** Undecided Color ***	8
170		KNO	752  AOC ~ (TBAC)	Ludwig Mies Van der Rohe Krefeld Settee, 57Wx27Dx30H  LEG: Clear Oak OPT: Standard TEX: TBA (C)	1
171		KNO	P2-R16G  (CORE) 125 R6 Y A	Propeller Rectangular Table, 72Wx24Dx28-1/2H, with glides  Core Laminate Top LAM: Natural Maple EDGE: Medium Grey 2mm No cutout FINISH: Anodized Aluminum	1

## Second Floor

Other Furniture

21 of 21

Item	Preview	Mfg	Part Number	Part Description	Qty
172		KNO	P6-C04	Propeller Flip Top Rectangular Table, 60Wx18Dx28-1/2H, with C-Legs	112
✓			(CORE) 125 R6 Y A	Core Laminate Top LAM: Natural Maple EDGE: Medium Grey 2mm No cutout FINISH: Anodized Aluminum	
173		KNO	P8-CM12	Propeller Manual Height Adjustable Table, 48Wx24D, with C-Legs	1
✓			(CORE) 125 R6 Y A	Core Laminate Top LAM: Natural Maple EDGE: Medium Grey 2mm No cutout FINISH: Anodized Aluminum	
174		KNO	P8-CM14	Propeller Manual Height Adjustable Table, 60Wx24D, with C-Legs	12
✓			(CORE) 125 R6 Y A	Core Laminate Top LAM: Natural Maple EDGE: Medium Grey 2mm No cutout FINISH: Anodized Aluminum	
175		KNO	RSBWH30	Wall Hung Support Bracket, 30D	2
✓			P1 (CORE) 117	OPT: P1 Paint Core Paint PAINT: Soft Grey	
176		KNO	RSBWH30	Wall Hung Support Bracket, 30D	2
✓			P1 (CORE) 117	OPT: P1 Paint Core Paint PAINT: Soft Grey	
177		KNO	RSBWH30	Wall Hung Support Bracket, 30D	1
✓			P1 (CORE) 117	OPT: P1 Paint Core Paint PAINT: Soft Grey	
178		KNO	RSBWH36	Wall Hung Support Bracket, 36D	1
✓			P1 (CORE) 117	OPT: P1 Paint Core Paint PAINT: Soft Grey	
179		KNO	RSBWH36	Wall Hung Support Bracket, 36D	1
✓			P1 (CORE) 117	OPT: P1 Paint Core Paint PAINT: Soft Grey	
180		KNO	AUGINC	Video Conference Table, 14' x 7', to seat 11 persons	1
			Grand Total		