










VA ADMINISTRATION BUILDING  
THIRD FLOOR

# Third Floor

Other Furniture








1 of 32

| Item | Preview   | Mfg | Part Number   | Part Description  | Qty |
|------|---|-----|---|---|-----|
| 1    |    | KNO | AWM1S48   | Stiffener for Worksurface 32W, for 48" or 54" application   | 2   |
| 2    |    | KNO | AWM1S66   | Stiffener for Worksurface 50W, for 66" application  | 3   |
| 3    |    | KNO | AWM1S66   | Stiffener for Worksurface 50W, for 66" application  | 2   |
| 4    |    | KNO | AWM1S72   | Stiffener for Worksurface 56W, for 72" application  | 1   |
| 5    |    | KNO | AS1SPAD<br>~<br>(K1386)<br>(UNDCOL)                             | Cushion, 18D<br><br>UPH: Standard<br>FABRIC: Whip (E)<br>*** Undecided Color ***  | 2   |
| 6    |    | KNO | D1R3024G<br><br>(CORE)<br>125<br>(CORE)<br>125                  | Worksurface, Rectangular, 30Wx24D, with grommet<br><br>Core Laminates<br>LAM: Natural Maple<br>Core Edgebands<br>EDGE: Natural Maple                              | 1   |
| 7    |  | KNO | D1R3624G<br><br>(CORE)<br>125<br>(CORE)<br>125                  | Worksurface, Rectangular, 36Wx24D, with grommet<br><br>Core Laminates<br>LAM: Natural Maple<br>Core Edgebands<br>EDGE: Natural Maple                              | 1   |
| 8    |  | KNO | D1R3624N<br><br>(CORE)<br>125<br>(CORE)<br>125                  | Worksurface, Rectangular, 36Wx24D, no grommet<br><br>Core Laminates<br>LAM: Natural Maple<br>Core Edgebands<br>EDGE: Natural Maple                                | 1   |
| 9    |  | KNO | D1R4215<br><br>(CORE)<br>125<br>(CORE)<br>125<br>(CORE)<br>117T | Counter Worksurface, 42Wx15D<br><br>Core Laminates<br>LAM: Natural Maple<br>Core Edgebands<br>EDGE: Natural Maple<br>Core Paints<br>BRACKET: Soft Grey (Textured) | 1   |

# Third Floor

Other Furniture








2 of 32

| Item | Preview   | Mfg | Part Number                                      | Part Description  | Qty |
|------|---|-----|--|---|-----|
| 10   |    | KNO | D1R4224G   | Worksurface, Rectangular, 42Wx24D, with grommet   | 6   |
|      |   |     | (CORE)<br>125<br>(CORE)<br>125                   | Core Laminates<br>LAM: Natural Maple<br>Core Edgebands<br>EDGE: Natural Maple   |     |
| 11   |    | KNO | D1R4224G   | Worksurface, Rectangular, 42Wx24D, with grommet   | 3   |
|      |   |     | (CORE)<br>125<br>(CORE)<br>125                   | Core Laminates<br>LAM: Natural Maple<br>Core Edgebands<br>EDGE: Natural Maple   |     |
| 12   |    | KNO | D1R4824G   | Worksurface, Rectangular, 48Wx24D, with grommet   | 6   |
|      |   |     | (CORE)<br>125<br>(CORE)<br>125                   | Core Laminates<br>LAM: Natural Maple<br>Core Edgebands<br>EDGE: Natural Maple   |     |
| 13   |    | KNO | D1R4824G   | Worksurface, Rectangular, 48Wx24D, with grommet   | 2   |
|      |   |     | (CORE)<br>125<br>(CORE)<br>125                   | Core Laminates<br>LAM: Natural Maple<br>Core Edgebands<br>EDGE: Natural Maple   |     |
| 14   |  | KNO | D1R5415  | Counter Worksurface, 54Wx15D  | 1   |
|      |   |     | (CORE)<br>125<br>(CORE)<br>125<br>(CORE)<br>117T | Core Laminates<br>LAM: Natural Maple<br>Core Edgebands<br>EDGE: Natural Maple<br>Core Paints<br>BRACKET: Soft Grey (Textured) |     |
| 15   |  | KNO | D1R5424G   | Worksurface, Rectangular, 54Wx24D, with grommet   | 1   |
|      |   |     | (CORE)<br>125<br>(CORE)<br>125                   | Core Laminates<br>LAM: Natural Maple<br>Core Edgebands<br>EDGE: Natural Maple   |     |
| 16   |  | KNO | D1R6024G   | Worksurface, Rectangular, 60Wx24D, with grommet   | 2   |
|      |   |     | (CORE)<br>125<br>(CORE)<br>125                   | Core Laminates<br>LAM: Natural Maple<br>Core Edgebands<br>EDGE: Natural Maple   |     |

# Third Floor

Other Furniture









3 of 32

| Item | Preview   | Mfg | Part Number                                      | Part Description  | Qty |
|------|---|-----|--|---|-----|
| 17   |    | KNO | D1R6024G   | Worksurface, Rectangular, 60Wx24D, with grommet   | 3   |
| ✓    |   |     | (CORE)<br>125<br>(CORE)<br>125                   | Core Laminates<br>LAM: Natural Maple<br>Core Edgebands<br>EDGE: Natural Maple   |     |
| 18   |    | KNO | D1R6624G   | Worksurface, Rectangular, 66Wx24D, with grommet   | 3   |
| ✓    |   |     | (CORE)<br>125<br>(CORE)<br>125                   | Core Laminates<br>LAM: Natural Maple<br>Core Edgebands<br>EDGE: Natural Maple   |     |
| 19   |    | KNO | D1R7215  | Counter Worksurface, 72Wx15D  | 1   |
| ✓    |   |     | (CORE)<br>125<br>(CORE)<br>125<br>(CORE)<br>117T | Core Laminates<br>LAM: Natural Maple<br>Core Edgebands<br>EDGE: Natural Maple<br>Core Paints<br>BRACKET: Soft Grey (Textured) |     |
| 20   |  | KNO | D1R7224G   | Worksurface, Rectangular, 72Wx24D, with grommet   | 1   |
| ✓    |   |     | (CORE)<br>125<br>(CORE)<br>125                   | Core Laminates<br>LAM: Natural Maple<br>Core Edgebands<br>EDGE: Natural Maple   |     |
| 21   |  | KNO | D1R7224G   | Worksurface, Rectangular, 72Wx24D, with grommet   | 8   |
| ✓    |   |     | (CORE)<br>125<br>(CORE)<br>125                   | Core Laminates<br>LAM: Natural Maple<br>Core Edgebands<br>EDGE: Natural Maple   |     |
| 22   |  | KNO | D1R7224G   | Worksurface, Rectangular, 72Wx24D, with grommet   | 2   |
| ✓    |   |     | (CORE)<br>125<br>(CORE)<br>125                   | Core Laminates<br>LAM: Natural Maple<br>Core Edgebands<br>EDGE: Natural Maple   |     |
| 23   |  | KNO | D1R7230N   | Worksurface, Rectangular, 72Wx30D, no grommet   | 3   |
| ✓    |   |     | (CORE)<br>125<br>(CORE)<br>125                   | Core Laminates<br>LAM: Natural Maple<br>Core Edgebands<br>EDGE: Natural Maple   |     |

# Third Floor














Other Furniture

4 of 32

| Item | Preview   | Mfg | Part Number                         | Part Description   | Qty |
|------|---|-----|-------------------------------------|--|-----|
| 24   |    | KNO | D1R7230N                            | Worksurface, Rectangular, 72Wx30D, no grommet  | 3   |
| ✓    |   |     | (CORE)<br>125<br>(CORE)<br>125      | Core Laminates<br>LAM: Natural Maple<br>Core Edgebands<br>EDGE: Natural Maple                              |     |
| 25   |    | KNO | D1R9624G                            | Worksurface, Rectangular, 96Wx24D, with grommet  | 2   |
| ✓    |   |     | (CORE)<br>125<br>(CORE)<br>125      | Core Laminates<br>LAM: Natural Maple<br>Core Edgebands<br>EDGE: Natural Maple                              |     |
| 26   |    | KNO | D1R9624G                            | Worksurface, Rectangular, 96Wx24D, with grommet  | 6   |
| ✓    |   |     | (CORE)<br>125<br>(CORE)<br>125      | Core Laminates<br>LAM: Natural Maple<br>Core Edgebands<br>EDGE: Natural Maple                              |     |
| 27   |    | KNO | D1WW34824                           | Worksurface, W3, 48Wx24D   | 2   |
| ✓    |   |     | (CORE)<br>125<br>D<br>(CORE)<br>125 | Core Laminates<br>LAM: Natural Maple<br>grain direction, diagonal<br>Core Edgebands<br>EDGE: Natural Maple |     |
| 28   |  | KNO | D2P1GVL1424                         | Single Pane Window, Middle Position, 24Wx14H, Clear Tempered Glass   | 4   |
| ✓    |   |     | (CORE)<br>117T                      | Core Paints<br>PAINT: Soft Grey (Textured)   |     |
| 29   |  | KNO | D2P1GVL1442                         | Single Pane Window, Middle Position, 42Wx14H, Clear Tempered Glass   | 8   |
| ✓    |   |     | (CORE)<br>117T                      | Core Paints<br>PAINT: Soft Grey (Textured)   |     |
| 30   |  | KNO | D2P1GVT1424                         | Single Pane Window, Top Position for Full View Panels, 24Wx14H, Clear Tempered Glass                       | 2   |
| ✓    |   |     | (CORE)<br>117T                      | Core Paints<br>PAINT: Soft Grey (Textured)   |     |
| 31   |  | KNO | D2P1GVT1442                         | Single Pane Window, Top Position for Full View Panels, 42Wx14H, Clear Tempered Glass                       | 4   |
| ✓    |   |     | (CORE)<br>117T                      | Core Paints<br>PAINT: Soft Grey (Textured)   |     |

**Third Floor**  
Other Furniture









5 of 32

| Item | Preview   | Mfg | Part Number    | Part Description   | Qty |
|------|---|-----|----------------|--|-----|
| 32   |    | KNO | D2P1GVT1448    | Single Pane Window, Top Position for Full View Panels, 48Wx14H, Clear Tempered Glass | 1   |
|      | ✓   |     | (CORE)<br>117T | Core Paints<br>PAINT: Soft Grey (Textured)   |     |
| 33   |    | KNO | DB120CL        | 120 degree Cantilever Bracket, Left  | 1   |
|      | ✓   |     | 117T           | PAINT: Soft Grey (Textured)  |     |
| 34   |    | KNO | DB120CR        | 120 degree Cantilever Bracket, Right   | 1   |
|      | ✓   |     | 117T           | PAINT: Soft Grey (Textured)  |     |
| 35   |    | KNO | DB1C18L        | Cantilever Bracket, Left, 18"D, Single Pack  | 4   |
|      | ✓   |     | NA             | PAINT: Black   |     |
| 36   |    | KNO | DB1C18R        | Cantilever Bracket, Right, 18"D, Single Pack   | 6   |
|      | ✓   |     | NA             | PAINT: Black   |     |
| 37   |    | KNO | DB1C24L        | Cantilever Bracket, Left, 24"D, Single Pack  | 4   |
|      | ✓   |     | NA             | PAINT: Black   |     |
| 38   |  | KNO | DB1C24L        | Cantilever Bracket, Left, 24"D, Single Pack  | 5   |
|      | ✓   |     | NA             | PAINT: Black   |     |
| 39   |  | KNO | DB1C24L        | Cantilever Bracket, Left, 24"D, Single Pack  | 2   |
|      | ✓   |     | NA             | PAINT: Black   |     |
| 40   |  | KNO | DB1C24R        | Cantilever Bracket, Right, 24"D, Single Pack   | 4   |
|      | ✓   |     | NA             | PAINT: Black   |     |
| 41   |  | KNO | DB1C24R        | Cantilever Bracket, Right, 24"D, Single Pack   | 3   |
|      | ✓   |     | NA             | PAINT: Black   |     |
| 42   |  | KNO | DB1C24R        | Cantilever Bracket, Right, 24"D, Single Pack   | 2   |
|      | ✓   |     | NA             | PAINT: Black   |     |
| 43   |  | KNO | DB1F24SP       | Flat Bracket 24" - Single Pack   | 2   |
|      | ✓   |     |                |  |     |
| 44   |  | KNO | DB1F24SP       | Flat Bracket 24" - Single Pack   | 13  |
|      | ✓   |     |                |  |     |

# Third Floor

Other Furniture

6 of 32

| Item | Preview   | Mfg | Part Number       | Part Description                                    | Qty |
|------|---|-----|-------------------|---|-----|
| 45   |    | KNO | DB1LS24A          | A Leg Support, 24D                                  | 3   |
| ✓    |   |     | (CORE)<br>117T    | Core Paints<br>PAINT: Soft Grey (Textured)          |     |
| 46   |    | KNO | DB1LS30A          | A Leg Support, 30D                                  | 1   |
| ✓    |   |     | (CORE)<br>117T    | Core Paints<br>PAINT: Soft Grey (Textured)          |     |
| 47   |    | KNO | DB1LSP24L         | Open Leg Support, 24D, Left Hand, Panel Attachment  | 1   |
| ✓    |   |     | 117T              | PAINT: Soft Grey (Textured)                         |     |
| 48   |    | KNO | DB1LSP24S         | Open Leg Support, 24D, Shared, Panel Attachment     | 2   |
| ✓    |   |     | 117T              | PAINT: Soft Grey (Textured)                         |     |
| 49   |    | KNO | DB1PSP24          | Worksurface End Panel, 24D, Panel Attachment        | 6   |
| ✓    |   |     | 117T              | PAINT: Soft Grey (Textured)                         |     |
| 50   |   | KNO | DB1PWSL           | Panel-to-Worksurface Bracket, Left                  | 1   |
| ✓    |   |     | 117T              | PAINT: Soft Grey (Textured)                         |     |
| 51   |   | KNO | DB1PWSP           | Panel-to-Worksurface Bracket, Pair                  | 11  |
| ✓    |   |     | 117T              | PAINT: Soft Grey (Textured)                         |     |
| 52   |  | KNO | DB1PWSR           | Panel-to-Worksurface Bracket, Right                 | 1   |
| ✓    |   |     | 117T              | PAINT: Soft Grey (Textured)                         |     |
| 53   |  | KNO | DD1EU30           | End Unit Support, 14-7/8Wx30D                       | 1   |
| ✓    |   |     | (CORE TX)<br>117T | Textured Core Paints<br>PAINT: Soft Grey (Textured) |     |
| 54   |   | KNO | DE18CI144         | Raceway-to-Ceiling Infeed, 19-1/2', 2+2             | 1   |
| ✓    |   |     |                   |   |     |
| 55   |   | KNO | DE18CI144         | Raceway-to-Ceiling Infeed, 19-1/2', 2+2             | 1   |
| ✓    |   |     |                   |   |     |
| 56   |   | KNO | DE18CI144         | Raceway-to-Ceiling Infeed, 19-1/2', 2+2             | 2   |
| ✓    |   |     |                   |   |     |
| 57   |   | KNO | DE18PCNP          | Power Connector, 2+2, 12" no Post                   | 1   |
| ✓    |   |     |                   |   |     |
| 58   |   | KNO | DE18PCNP          | Power Connector, 2+2, 12" no Post                   | 2   |
| ✓    |   |     |                   |   |     |
| 59   |   | KNO | DE18PCWP          | Power Connector, 2+2, 15" with Post                 | 1   |
| ✓    |   |     |                   |   |     |

# Third Floor

Other Furniture













7 of 32

| Item | Preview | Mfg | Part Number | Part Description  | Qty |
|------|---------|-----|-------------|---|-----|
| 60   |         | KNO | DE18PM30    | Power Module, 2+2, 30"W Panel                                     | 4   |
| 61   |         | KNO | DE18PM36    | Power Module, 2+2, 36"W Panel                                     | 3   |
| 62   |         | KNO | DE18PM48    | Power Module, 2+2, 48"W Panel                                     | 2   |
| 63   |         | KNO | DE18PM48    | Power Module, 2+2, 48"W Panel                                     | 2   |
| 64   |         | KNO | DE1DR1SP    | Duplex Circuit 1 - Single Pack                                    | 2   |
| 65   |         | KNO | DE1DR1SP    | Duplex Circuit 1 - Single Pack                                    | 2   |
| 66   |         | KNO | DE1DR1SP    | Duplex Circuit 1 - Single Pack                                    | 8   |
| 67   |         | KNO | DE1DR2SP    | Duplex Circuit 2 - Single Pack                                    | 2   |
| 68   |         | KNO | DE1DR2SP    | Duplex Circuit 2 - Single Pack                                    | 4   |
| 69   |         | KNO | DE1DR4SP    | Duplex Circuit 4 - Single Pack                                    | 2   |
| 70   |         | KNO | DE1DR4SP    | Duplex Circuit 4 - Single Pack                                    | 2   |
| 71   |         | KNO | DE1DR4SP    | Duplex Circuit 4 - Single Pack                                    | 2   |
| 72   |         | KNO | DL3T5E25S   | T5 Task Light, Standard, 25"W for use with 30" and wider Overhead | 22  |
| 73   |         | KNO | DL3T5E25S   | T5 Task Light, Standard, 25"W for use with 30" and wider Overhead | 9   |
| 74   |         | KNO | DL3T5E25S   | T5 Task Light, Standard, 25"W for use with 30" and wider Overhead | 2   |
| 75   |         | KNO | DL3T5E25S   | T5 Task Light, Standard, 25"W for use with 30" and wider Overhead | 12  |













**Third Floor**  
Other Furniture

8 of 32

| Item | Preview   | Mfg | Part Number | Part Description  | Qty |
|------|---|-----|-------------|---|-----|
| 76   |    | KNO | DL3T5E37S   | T5 Task Light, Standard, 37"W for use with 42" and wider Overhead | 8   |
|      | ✓   |     | ~           | *** No Selection ***  |     |
| 77   |    | KNO | DL3T5E37S   | T5 Task Light, Standard, 37"W for use with 42" and wider Overhead | 2   |
|      | ✓   |     | ~           | *** No Selection ***  |     |
| 78   |    | KNO | DL3T5E37S   | T5 Task Light, Standard, 37"W for use with 42" and wider Overhead | 14  |
|      | ✓   |     | ~           | *** No Selection ***  |     |
| 79   |    | KNO | DP2APO78    | Universal Post Component, 78H                                     | 4   |
|      | ✓   |     |             |   |     |
| 80   |    | KNO | DP2SOS15    | D2 Tile Supports for 15W Panel                                    | 28  |
|      | ✓   |     | NA          | D2: Black   |     |
| 81   |    | KNO | DP2SOSC     | D2 Tile, Support Mounting Brackets                                | 12  |
|      | ✓   |     |             |   |     |
| 82   |  | KNO | DP3L10724   | Panel Tile, Laminate, 7Hx24W                                      | 2   |
|      | ✓   |     | 117<br>117  | L1: Soft Grey<br>EDGE: Soft Grey                                  |     |
| 83   |  | KNO | DP3L10736   | Panel Tile, Laminate, 7Hx36W                                      | 6   |
|      | ✓   |     | 117<br>117  | L1: Soft Grey<br>EDGE: Soft Grey                                  |     |
| 84   |  | KNO | DP3L10736   | Panel Tile, Laminate, 7Hx36W                                      | 6   |
|      | ✓   |     | 117<br>117  | L1: Soft Grey<br>EDGE: Soft Grey                                  |     |
| 85   |  | KNO | DP3L10748   | Panel Tile, Laminate, 7Hx48W                                      | 4   |
|      | ✓   |     | 117<br>117  | L1: Soft Grey<br>EDGE: Soft Grey                                  |     |
| 86   |  | KNO | DP3L10748   | Panel Tile, Laminate, 7Hx48W                                      | 2   |
|      | ✓   |     | 117<br>117  | L1: Soft Grey<br>EDGE: Soft Grey                                  |     |
| 87   |  | KNO | DP3L11415   | Panel Tile, Laminate, 14Hx15W                                     | 28  |
|      | ✓   |     | 117<br>117  | L1: Soft Grey<br>EDGE: Soft Grey                                  |     |














**Third Floor**  
Other Furniture

9 of 32

| Item | Preview   | Mfg | Part Number | Part Description                 | Qty |
|------|---|-----|-------------|----------------------------------|-----|
| 88   |    | KNO | DP3L11418   | Panel Tile, Laminate, 14Hx18W    | 10  |
|      | ✓   |     | 117<br>117  | L1: Soft Grey<br>EDGE: Soft Grey |     |
| 89   |    | KNO | DP3L11424   | Panel Tile, Laminate, 14Hx24W    | 76  |
|      | ✓   |     | 117<br>117  | L1: Soft Grey<br>EDGE: Soft Grey |     |
| 90   |    | KNO | DP3L11424   | Panel Tile, Laminate, 14Hx24W    | 8   |
|      | ✓   |     | 117<br>117  | L1: Soft Grey<br>EDGE: Soft Grey |     |
| 91   |    | KNO | DP3L11430   | Panel Tile, Laminate, 14Hx30W    | 70  |
|      | ✓   |     | 117<br>117  | L1: Soft Grey<br>EDGE: Soft Grey |     |
| 92   |    | KNO | DP3L11436   | Panel Tile, Laminate, 14Hx36W    | 36  |
|      | ✓   |     | 117<br>117  | L1: Soft Grey<br>EDGE: Soft Grey |     |
| 93   |  | KNO | DP3L11436   | Panel Tile, Laminate, 14Hx36W    | 82  |
|      | ✓   |     | 117<br>117  | L1: Soft Grey<br>EDGE: Soft Grey |     |
| 94   |  | KNO | DP3L11436   | Panel Tile, Laminate, 14Hx36W    | 18  |
|      | ✓   |     | 117<br>117  | L1: Soft Grey<br>EDGE: Soft Grey |     |
| 95   |  | KNO | DP3L11436   | Panel Tile, Laminate, 14Hx36W    | 16  |
|      | ✓   |     | 117<br>117  | L1: Soft Grey<br>EDGE: Soft Grey |     |
| 96   |  | KNO | DP3L11442   | Panel Tile, Laminate, 14Hx42W    | 16  |
|      | ✓   |     | 117<br>117  | L1: Soft Grey<br>EDGE: Soft Grey |     |
| 97   |  | KNO | DP3L11448   | Panel Tile, Laminate, 14Hx48W    | 138 |
|      | ✓   |     | 117<br>117  | L1: Soft Grey<br>EDGE: Soft Grey |     |

**Third Floor**  
Other Furniture













10 of 32

| Item | Preview   | Mfg | Part Number | Part Description   | Qty |
|------|---|-----|-------------|--|-----|
| 98   |    | KNO | DP3L11448   | Panel Tile, Laminate, 14Hx48W                                | 12  |
|      | ✓   |     | 117         | L1: Soft Grey  |     |
|      |   |     | 117         | EDGE: Soft Grey  |     |
| 99   |    | KNO | DP3PWS42    | Panel/Screen Wall Starter, 42H                               | 1   |
|      | ✓   |     |             |  |     |
| 100  |    | KNO | DP3PWS64    | Panel/Screen Wall Starter, 64H                               | 5   |
|      | ✓   |     |             |  |     |
| 101  |    | KNO | DP3PWS64    | Panel/Screen Wall Starter, 64H                               | 7   |
|      | ✓   |     |             |  |     |
| 102  |    | KNO | DP3PWS78    | Panel/Screen Wall Starter, 78H                               | 4   |
|      | ✓   |     |             |  |     |
| 103  |    | KNO | DP5120PA642 | Universal Post Assembly, 120 degree Two Way, 64H, flat metal | 2   |
|      | ✓   |     |             |  |     |
|      |   |     | (CORE)      | Core Paints  |     |
|      |   |     | 117T        | PAINT: Soft Grey (Textured)                                  |     |
| 104  |    | KNO | DP5PA422    | Universal Post Assembly, Two Way "L", 42H, flat metal        | 1   |
|      | ✓   |     |             |  |     |
|      |   |     | 117T        | PAINT: Soft Grey (Textured)                                  |     |
| 105  |  | KNO | DP5PA572    | Universal Post Assembly, Two Way "L", 57H, flat metal        | 2   |
|      | ✓   |     |             |  |     |
|      |   |     | 117T        | PAINT: Soft Grey (Textured)                                  |     |
| 106  |  | KNO | DP5PA573    | Universal Post Assembly, Three Way "T", 57H, flat metal      | 1   |
|      | ✓   |     |             |  |     |
|      |   |     | 117T        | PAINT: Soft Grey (Textured)                                  |     |
| 107  |  | KNO | DP5PA642    | Universal Post Assembly, Two Way "L", 64H, flat metal        | 7   |
|      | ✓   |     |             |  |     |
|      |   |     | 117T        | PAINT: Soft Grey (Textured)                                  |     |
| 108  |  | KNO | DP5PA643    | Universal Post Assembly, Three Way "T", 64H, flat metal      | 1   |
|      | ✓   |     |             |  |     |
|      |   |     | 117T        | PAINT: Soft Grey (Textured)                                  |     |
| 109  |  | KNO | DP5PA643    | Universal Post Assembly, Three Way "T", 64H, flat metal      | 1   |
|      | ✓   |     |             |  |     |
|      |   |     | 117T        | PAINT: Soft Grey (Textured)                                  |     |
| 110  |  | KNO | DP5PA782    | Universal Post Assembly, Two Way "L", 78H, flat metal        | 1   |
|      | ✓   |     |             |  |     |
|      |   |     | 117T        | PAINT: Soft Grey (Textured)                                  |     |

# Third Floor

Other Furniture







11 of 32

| Item | Preview   | Mfg | Part Number | Part Description  | Qty |
|------|---|-----|-------------|---|-----|
| 111  |    | KNO | DP5PA783    | Universal Post Assembly, Three Way "T", 78H, flat metal               | 3   |
|      | ✓   |     | 117T        | PAINT: Soft Grey (Textured)   |     |
| 112  |    | KNO | DP5PC78S    | Post Cover, Straight, 78H, flat metal                                 | 8   |
|      | ✓   |     | 117T        | PAINT: Soft Grey (Textured)   |     |
| 113  |    | KNO | DP5PE22     | Panel End, Hi-Lo Assembly, 22H, metal flat                            | 1   |
|      | ✓   |     | 117T        | PAINT: Soft Grey (Textured)   |     |
| 114  |    | KNO | DP5PE42     | Panel End Assembly, 42H, metal flat                                   | 1   |
|      | ✓   |     | 117T        | PAINT: Soft Grey (Textured)   |     |
| 115  |    | KNO | DP5PE57     | Panel End Assembly, 57H, metal flat                                   | 3   |
|      | ✓   |     | 117T        | PAINT: Soft Grey (Textured)   |     |
| 116  |    | KNO | DP5PE64     | Panel End Assembly, 64H, metal flat                                   | 3   |
|      | ✓   |     | 117T        | PAINT: Soft Grey (Textured)   |     |
| 117  |  | KNO | DP5PE64     | Panel End Assembly, 64H, metal flat                                   | 13  |
|      | ✓   |     | 117T        | PAINT: Soft Grey (Textured)   |     |
| 118  |  | KNO | DP5PE78     | Panel End Assembly, 78H, metal flat                                   | 5   |
|      | ✓   |     | 117T        | PAINT: Soft Grey (Textured)   |     |
| 119  |  | KNO | DP5PT1      | Post Top Cap Component One Way, metal flat                            | 2   |
|      | ✓   |     | 117T        | PAINT: Soft Grey (Textured)   |     |
| 120  |  | KNO | DP5PT35     | Panel Top Cap for Hi-Lo, 35W, metal flat                              | 1   |
|      | ✓   |     | 117T        | PAINT: Soft Grey (Textured)   |     |
| 121  |  | KNO | DP5PTS      | Post Top Cap Component Inline, metal flat                             | 2   |
|      | ✓   |     | 117T        | PAINT: Soft Grey (Textured)   |     |
| 122  |  | KNO | DP5TCTSP    | Panel-to-Panel Top Cap Transition, used with metal flat - Single Pack | 2   |
|      | ✓   |     | 117T        | PAINT: Soft Grey (Textured)   |     |

# Third Floor

Other Furniture



12 of 32

| Item | Preview   | Mfg | Part Number  | Part Description  | Qty |
|------|---|-----|--------------|---|-----|
| 123  |    | KNO | DP5TCTSP     | Panel-to-Panel Top Cap Transition, used with metal flat - Single Pack       | 16  |
|      | ✓   |     | 117T         | PAINT: Soft Grey (Textured)   |     |
| 124  |    | KNO | DP7PP57S     | Power Pole, for 57H Post 10'6" Ceiling, Horizon                             | 1   |
|      | ✓   |     | (CORE)       | Core Paints   |     |
|      |   |     | 117T         | PAINT: Soft Grey (Textured)   |     |
| 125  |    | KNO | DP7PP64S     | Power Pole, for 64H Post 10'6" Ceiling, Horizon                             | 1   |
|      | ✓   |     | (CORE)       | Core Paints   |     |
|      |   |     | 117T         | PAINT: Soft Grey (Textured)   |     |
| 126  |    | KNO | DP7VRR6415   | Build-to-Spec Panel Frame, Full View, Fabric to Raceway Side 1 & 2, 64Hx15W | 1   |
|      | ✓   |     | 5            | TOPCAP: Flat Metal  |     |
|      |   |     | 117T         | TOPCAP: Soft Grey (Textured)  |     |
|      |   |     | N            | RACE: no Knockouts  |     |
|      |   |     | (CORE)       | Core Paints   |     |
|      |   |     | 117T         | RACE: Soft Grey (Textured)  |     |
| 127  |    | KNO | DP7VRR7815   | Build-to-Spec Panel Frame, Full View, Fabric to Raceway Side 1 & 2, 78Hx15W | 2   |
|      | ✓   |     | 5            | TOPCAP: Flat Metal  |     |
|      |   |     | 117T         | TOPCAP: Soft Grey (Textured)  |     |
|      |   |     | N            | RACE: no Knockouts  |     |
|      |   |     | (CORE)       | Core Paints   |     |
|      |   |     | 117T         | RACE: Soft Grey (Textured)  |     |
| 128  |  | KNO | DP7VXXRR4224 | Open Position Panel, Full View, Fabric to Raceway Side 1 & 2, 42Hx24W       | 1   |
|      | ✓   |     | 5            | TOPCAP: Flat Metal  |     |
|      |   |     | 117T         | TOPCAP: Soft Grey (Textured)  |     |
|      |   |     | K            | RACE: with Knockouts  |     |
|      |   |     | (CORE)       | Core Paints   |     |
|      |   |     | 117T         | RACE: Soft Grey (Textured)  |     |
|      |   |     | OPEN14       | S1-P1: Open 14"H  |     |
|      |   |     | OPEN14       | S1-P2: Open 14"H  |     |
|      |   |     | OPEN7        | S1-P3: Open 7"H   |     |
|      |   |     | OPEN14       | S2-P1: Open 14"H  |     |
|      |   |     | OPEN14       | S2-P2: Open 14"H  |     |
|      |   |     | OPEN7        | S2-P3: Open 7"H   |     |
|      |   |     | 2            | D2: Recessed Reveal   |     |
|      |   |     | NA           | PAINT: Black  |     |
|      |   |     | SOS244       | 4 D2 Tile Supports  |     |
|      |   |     | NOFAB        | FABRIC: No Fabric Required  |     |

# Third Floor



Other Furniture

13 of 32

| Item | Preview   | Mfg | Part Number  | Part Description  | Qty |
|------|---|-----|--------------|---|-----|
| 129  |  | KNO | DP7VXXRR4236 | Open Position Panel, Full View, Fabric to Raceway Side 1 & 2, 42Hx36W | 3   |
|      |   |     | 5            | TOPCAP: Flat Metal  |     |
|      |   |     | 117T         | TOPCAP: Soft Grey (Textured)  |     |
|      |   |     | K            | RACE: with Knockouts  |     |
|      |   |     | (CORE)       | Core Paints   |     |
|      |   |     | 117T         | RACE: Soft Grey (Textured)  |     |
|      |   |     | OPEN14       | S1-P1: Open 14"H  |     |
|      |   |     | OPEN14       | S1-P2: Open 14"H  |     |
|      |   |     | OPEN7        | S1-P3: Open 7"H   |     |
|      |   |     | OPEN14       | S2-P1: Open 14"H  |     |
|      |   |     | OPEN14       | S2-P2: Open 14"H  |     |
|      |   |     | OPEN7        | S2-P3: Open 7"H   |     |
|      |   |     | 2            | D2: Recessed Reveal   |     |
|      |   |     | NA           | PAINT: Black  |     |
|      |   |     | SOS364       | 4 D2 Tile Supports  |     |
|      |   |     | NOFAB        | FABRIC: No Fabric Required  |     |
| 130  |  | KNO | DP7VXXRR4248 | Open Position Panel, Full View, Fabric to Raceway Side 1 & 2, 42Hx48W | 1   |
|      |   |     | 5            | TOPCAP: Flat Metal  |     |
|      |   |     | 117T         | TOPCAP: Soft Grey (Textured)  |     |
|      |   |     | K            | RACE: with Knockouts  |     |
|      |   |     | (CORE)       | Core Paints   |     |
|      |   |     | 117T         | RACE: Soft Grey (Textured)  |     |
|      |   |     | OPEN14       | S1-P1: Open 14"H  |     |
|      |   |     | OPEN14       | S1-P2: Open 14"H  |     |
|      |   |     | OPEN7        | S1-P3: Open 7"H   |     |
|      |   |     | OPEN14       | S2-P1: Open 14"H  |     |
|      |   |     | OPEN14       | S2-P2: Open 14"H  |     |
|      |   |     | OPEN7        | S2-P3: Open 7"H   |     |
|      |   |     | 2            | D2: Recessed Reveal   |     |
|      |   |     | NA           | PAINT: Black  |     |
|      |   |     | SOS484       | 4 D2 Tile Supports  |     |
|      |   |     | NOFAB        | FABRIC: No Fabric Required  |     |



**Third Floor**  
Other Furniture

14 of 32

| Item | Preview   | Mfg | Part Number  | Part Description  | Qty |
|------|---|-----|--------------|---|-----|
| 131  |  | KNO | DP7VXXRR5736 | Open Position Panel, Full View, Fabric to Raceway Side 1 & 2, 57Hx36W | 3   |
|      |   |     | 5            | TOPCAP: Flat Metal  |     |
|      |   |     | 117T         | TOPCAP: Soft Grey (Textured)  |     |
|      |   |     | K            | RACE: with Knockouts  |     |
|      |   |     | (CORE)       | Core Paints   |     |
|      |   |     | 117T         | RACE: Soft Grey (Textured)  |     |
|      |   |     | OPEN14       | S1-P1: Open 14"H  |     |
|      |   |     | OPEN14       | S1-P2: Open 14"H  |     |
|      |   |     | OPEN14       | S1-P3: Open 14"H  |     |
|      |   |     | OPEN7        | S1-P4: Open 7"H   |     |
|      |   |     | OPEN14       | S2-P1: Open 14"H  |     |
|      |   |     | OPEN14       | S2-P2: Open 14"H  |     |
|      |   |     | OPEN14       | S2-P3: Open 14"H  |     |
|      |   |     | OPEN7        | S2-P4: Open 7"H   |     |
|      |   |     | 2            | D2: Recessed Reveal   |     |
|      |   |     | NA           | PAINT: Black  |     |
|      |   |     | SOS366       | 6 D2 Tile Supports  |     |
|      |   |     | NOFAB        | FABRIC: No Fabric Required  |     |
| 132  |  | KNO | DP7VXXRR5748 | Open Position Panel, Full View, Fabric to Raceway Side 1 & 2, 57Hx48W | 2   |
|      |   |     | 5            | TOPCAP: Flat Metal  |     |
|      |   |     | 117T         | TOPCAP: Soft Grey (Textured)  |     |
|      |   |     | K            | RACE: with Knockouts  |     |
|      |   |     | (CORE)       | Core Paints   |     |
|      |   |     | 117T         | RACE: Soft Grey (Textured)  |     |
|      |   |     | OPEN14       | S1-P1: Open 14"H  |     |
|      |   |     | OPEN14       | S1-P2: Open 14"H  |     |
|      |   |     | OPEN14       | S1-P3: Open 14"H  |     |
|      |   |     | OPEN7        | S1-P4: Open 7"H   |     |
|      |   |     | OPEN14       | S2-P1: Open 14"H  |     |
|      |   |     | OPEN14       | S2-P2: Open 14"H  |     |
|      |   |     | OPEN14       | S2-P3: Open 14"H  |     |
|      |   |     | OPEN7        | S2-P4: Open 7"H   |     |
|      |   |     | 2            | D2: Recessed Reveal   |     |
|      |   |     | NA           | PAINT: Black  |     |
|      |   |     | SOS486       | 6 D2 Tile Supports  |     |
|      |   |     | NOFAB        | FABRIC: No Fabric Required  |     |

**Third Floor**  
Other Furniture

15 of 32



| Item | Preview   | Mfg | Part Number  | Part Description  | Qty |
|------|---|-----|--------------|---|-----|
| 133  |  | KNO | DP7VXXRR6424 | Open Position Panel, Full View, Fabric to Raceway Side 1 & 2, 64Hx24W | 9   |
|      |   |     | 5            | TOPCAP: Flat Metal  |     |
|      |   |     | 117T         | TOPCAP: Soft Grey (Textured)  |     |
|      |   |     | K            | RACE: with Knockouts  |     |
|      |   |     | (CORE)       | Core Paints   |     |
|      |   |     | 117T         | RACE: Soft Grey (Textured)  |     |
|      |   |     | OPEN14       | S1-P1: Open 14"H  |     |
|      |   |     | OPEN14       | S1-P2: Open 14"H  |     |
|      |   |     | OPEN14       | S1-P3: Open 14"H  |     |
|      |   |     | OPEN14       | S1-P4: Open 14"H  |     |
|      |   |     | OPEN14       | S2-P1: Open 14"H  |     |
|      |   |     | OPEN14       | S2-P2: Open 14"H  |     |
|      |   |     | OPEN14       | S2-P3: Open 14"H  |     |
|      |   |     | OPEN14       | S2-P4: Open 14"H  |     |
|      |   |     | 2            | D2: Recessed Reveal   |     |
|      |   |     | NA           | PAINT: Black  |     |
|      |   |     | SOS246       | 6 D2 Tile Supports  |     |
|      |   |     | NOFAB        | FABRIC: No Fabric Required  |     |
| 134  |  | KNO | DP7VXXRR6436 | Open Position Panel, Full View, Fabric to Raceway Side 1 & 2, 64Hx36W | 3   |
|      |   |     | 5            | TOPCAP: Flat Metal  |     |
|      |   |     | 117T         | TOPCAP: Soft Grey (Textured)  |     |
|      |   |     | K            | RACE: with Knockouts  |     |
|      |   |     | (CORE)       | Core Paints   |     |
|      |   |     | 117T         | RACE: Soft Grey (Textured)  |     |
|      |   |     | OPEN14       | S1-P1: Open 14"H  |     |
|      |   |     | OPEN14       | S1-P2: Open 14"H  |     |
|      |   |     | OPEN14       | S1-P3: Open 14"H  |     |
|      |   |     | OPEN14       | S1-P4: Open 14"H  |     |
|      |   |     | OPEN14       | S2-P1: Open 14"H  |     |
|      |   |     | OPEN14       | S2-P2: Open 14"H  |     |
|      |   |     | OPEN14       | S2-P3: Open 14"H  |     |
|      |   |     | OPEN14       | S2-P4: Open 14"H  |     |
|      |   |     | 2            | D2: Recessed Reveal   |     |
|      |   |     | NA           | PAINT: Black  |     |
|      |   |     | SOS366       | 6 D2 Tile Supports  |     |
|      |   |     | NOFAB        | FABRIC: No Fabric Required  |     |



# Third Floor

Other Furniture



16 of 32

| Item | Preview   | Mfg | Part Number  | Part Description  | Qty |
|------|---|-----|--------------|---|-----|
| 135  |  | KNO | DP7VXXRR6436 | Open Position Panel, Full View, Fabric to Raceway Side 1 & 2, 64Hx36W | 6   |
|      |   |     | 5            | TOPCAP: Flat Metal  |     |
|      |   |     | 117T         | TOPCAP: Soft Grey (Textured)  |     |
|      |   |     | K            | RACE: with Knockouts  |     |
|      |   |     | (CORE)       | Core Paints   |     |
|      |   |     | 117T         | RACE: Soft Grey (Textured)  |     |
|      |   |     | OPEN14       | S1-P1: Open 14"H  |     |
|      |   |     | OPEN14       | S1-P2: Open 14"H  |     |
|      |   |     | OPEN14       | S1-P3: Open 14"H  |     |
|      |   |     | OPEN14       | S1-P4: Open 14"H  |     |
|      |   |     | OPEN14       | S2-P1: Open 14"H  |     |
|      |   |     | OPEN14       | S2-P2: Open 14"H  |     |
|      |   |     | OPEN14       | S2-P3: Open 14"H  |     |
|      |   |     | OPEN14       | S2-P4: Open 14"H  |     |
|      |   |     | 2            | D2: Recessed Reveal   |     |
|      |   |     | NA           | PAINT: Black  |     |
|      |   |     | SOS366       | 6 D2 Tile Supports  |     |
|      |   |     | NOFAB        | FABRIC: No Fabric Required  |     |
| 136  |  | KNO | DP7VXXRR6448 | Open Position Panel, Full View, Fabric to Raceway Side 1 & 2, 64Hx48W | 17  |
|      |   |     | 5            | TOPCAP: Flat Metal  |     |
|      |   |     | 117T         | TOPCAP: Soft Grey (Textured)  |     |
|      |   |     | K            | RACE: with Knockouts  |     |
|      |   |     | (CORE)       | Core Paints   |     |
|      |   |     | 117T         | RACE: Soft Grey (Textured)  |     |
|      |   |     | OPEN14       | S1-P1: Open 14"H  |     |
|      |   |     | OPEN14       | S1-P2: Open 14"H  |     |
|      |   |     | OPEN14       | S1-P3: Open 14"H  |     |
|      |   |     | OPEN14       | S1-P4: Open 14"H  |     |
|      |   |     | OPEN14       | S2-P1: Open 14"H  |     |
|      |   |     | OPEN14       | S2-P2: Open 14"H  |     |
|      |   |     | OPEN14       | S2-P3: Open 14"H  |     |
|      |   |     | OPEN14       | S2-P4: Open 14"H  |     |
|      |   |     | 2            | D2: Recessed Reveal   |     |
|      |   |     | NA           | PAINT: Black  |     |
|      |   |     | SOS486       | 6 D2 Tile Supports  |     |
|      |   |     | NOFAB        | FABRIC: No Fabric Required  |     |

# Third Floor

Other Furniture



17 of 32

| Item | Preview  | Mfg | Part Number  | Part Description  | Qty |
|------|--|-----|--------------|---|-----|
| 137  |   | KNO | DP7VXXRR7818 | Open Position Panel, Full View, Fabric to Raceway Side 1 & 2, 78Hx18W | 1   |
|      |  |     | 5            | TOPCAP: Flat Metal  |     |
|      |  |     | 117T         | TOPCAP: Soft Grey (Textured)  |     |
|      |  |     | K            | RACE: with Knockouts  |     |
|      |  |     | (CORE)       | Core Paints   |     |
|      |  |     | 117T         | RACE: Soft Grey (Textured)  |     |
|      |  |     | OPEN14       | S1-P1: Open 14"H  |     |
|      |  |     | OPEN14       | S1-P2: Open 14"H  |     |
|      |  |     | OPEN14       | S1-P3: Open 14"H  |     |
|      |  |     | OPEN14       | S1-P4: Open 14"H  |     |
|      |  |     | OPEN14       | S1-P5: Open 14"H  |     |
|      |  |     | OPEN14       | S2-P1: Open 14"H  |     |
|      |  |     | OPEN14       | S2-P2: Open 14"H  |     |
|      |  |     | OPEN14       | S2-P3: Open 14"H  |     |
|      |  |     | OPEN14       | S2-P4: Open 14"H  |     |
|      |  |     | OPEN14       | S2-P5: Open 14"H  |     |
|      |  |     | 2            | D2: Recessed Reveal   |     |
|      |  |     | NA           | PAINT: Black  |     |
|      |  |     | SOS188       | 8 D2 Tile Supports  |     |
|      |  |     | NOFAB        | FABRIC: No Fabric Required  |     |
| 138  |  | KNO | DP7VXXRR7824 | Open Position Panel, Full View, Fabric to Raceway Side 1 & 2, 78Hx24W | 2   |
|      |  |     | 5            | TOPCAP: Flat Metal  |     |
|      |  |     | 117T         | TOPCAP: Soft Grey (Textured)  |     |
|      |  |     | K            | RACE: with Knockouts  |     |
|      |  |     | (CORE)       | Core Paints   |     |
|      |  |     | 117T         | RACE: Soft Grey (Textured)  |     |
|      |  |     | OPEN14       | S1-P1: Open 14"H  |     |
|      |  |     | OPEN14       | S1-P2: Open 14"H  |     |
|      |  |     | OPEN14       | S1-P3: Open 14"H  |     |
|      |  |     | OPEN14       | S1-P4: Open 14"H  |     |
|      |  |     | OPEN14       | S1-P5: Open 14"H  |     |
|      |  |     | OPEN14       | S2-P1: Open 14"H  |     |
|      |  |     | OPEN14       | S2-P2: Open 14"H  |     |
|      |  |     | OPEN14       | S2-P3: Open 14"H  |     |
|      |  |     | OPEN14       | S2-P4: Open 14"H  |     |
|      |  |     | OPEN14       | S2-P5: Open 14"H  |     |
|      |  |     | 2            | D2: Recessed Reveal   |     |
|      |  |     | NA           | PAINT: Black  |     |
|      |  |     | SOS248       | 8 D2 Tile Supports  |     |
|      |  |     | NOFAB        | FABRIC: No Fabric Required  |     |

# Third Floor

Other Furniture






18 of 32

| Item | Preview  | Mfg | Part Number  | Part Description  | Qty |
|------|--|-----|--------------|---|-----|
| 139  |   | KNO | DP7VXXRR7830 | Open Position Panel, Full View, Fabric to Raceway Side 1 & 2, 78Hx30W | 7   |
|      |  |     | 5            | TOPCAP: Flat Metal  |     |
|      |  |     | 117T         | TOPCAP: Soft Grey (Textured)  |     |
|      |  |     | K            | RACE: with Knockouts  |     |
|      |  |     | (CORE)       | Core Paints   |     |
|      |  |     | 117T         | RACE: Soft Grey (Textured)  |     |
|      |  |     | OPEN14       | S1-P1: Open 14"H  |     |
|      |  |     | OPEN14       | S1-P2: Open 14"H  |     |
|      |  |     | OPEN14       | S1-P3: Open 14"H  |     |
|      |  |     | OPEN14       | S1-P4: Open 14"H  |     |
|      |  |     | OPEN14       | S1-P5: Open 14"H  |     |
|      |  |     | OPEN14       | S2-P1: Open 14"H  |     |
|      |  |     | OPEN14       | S2-P2: Open 14"H  |     |
|      |  |     | OPEN14       | S2-P3: Open 14"H  |     |
|      |  |     | OPEN14       | S2-P4: Open 14"H  |     |
|      |  |     | OPEN14       | S2-P5: Open 14"H  |     |
|      |  |     | 2            | D2: Recessed Reveal   |     |
|      |  |     | NA           | PAINT: Black  |     |
|      |  |     | SOS308       | 8 D2 Tile Supports  |     |
|      |  |     | NOFAB        | FABRIC: No Fabric Required  |     |
| 140  |  | KNO | DP7VXXRR7836 | Open Position Panel, Full View, Fabric to Raceway Side 1 & 2, 78Hx36W | 5   |
|      |  |     | 5            | TOPCAP: Flat Metal  |     |
|      |  |     | 117T         | TOPCAP: Soft Grey (Textured)  |     |
|      |  |     | K            | RACE: with Knockouts  |     |
|      |  |     | (CORE)       | Core Paints   |     |
|      |  |     | 117T         | RACE: Soft Grey (Textured)  |     |
|      |  |     | OPEN14       | S1-P1: Open 14"H  |     |
|      |  |     | OPEN14       | S1-P2: Open 14"H  |     |
|      |  |     | OPEN14       | S1-P3: Open 14"H  |     |
|      |  |     | OPEN14       | S1-P4: Open 14"H  |     |
|      |  |     | OPEN14       | S1-P5: Open 14"H  |     |
|      |  |     | OPEN14       | S2-P1: Open 14"H  |     |
|      |  |     | OPEN14       | S2-P2: Open 14"H  |     |
|      |  |     | OPEN14       | S2-P3: Open 14"H  |     |
|      |  |     | OPEN14       | S2-P4: Open 14"H  |     |
|      |  |     | OPEN14       | S2-P5: Open 14"H  |     |
|      |  |     | 2            | D2: Recessed Reveal   |     |
|      |  |     | NA           | PAINT: Black  |     |
|      |  |     | SOS368       | 8 D2 Tile Supports  |     |
|      |  |     | NOFAB        | FABRIC: No Fabric Required  |     |

# Third Floor

Other Furniture






19 of 32

| Item | Preview   | Mfg | Part Number  | Part Description  | Qty |
|------|---|-----|--------------|---|-----|
| 141  |    | KNO | DP7VXXRR7842 | Open Position Panel, Full View, Fabric to Raceway Side 1 & 2, 78Hx42W | 4   |
|      |   |     | 5            | TOPCAP: Flat Metal  |     |
|      |   |     | 117T         | TOPCAP: Soft Grey (Textured)  |     |
|      |   |     | K            | RACE: with Knockouts  |     |
|      |   |     | (CORE)       | Core Paints   |     |
|      |   |     | 117T         | RACE: Soft Grey (Textured)  |     |
|      |   |     | OPEN14       | S1-P1: Open 14"H  |     |
|      |   |     | OPEN14       | S1-P2: Open 14"H  |     |
|      |   |     | OPEN14       | S1-P3: Open 14"H  |     |
|      |   |     | OPEN14       | S1-P4: Open 14"H  |     |
|      |   |     | OPEN14       | S1-P5: Open 14"H  |     |
|      |   |     | OPEN14       | S2-P1: Open 14"H  |     |
|      |   |     | OPEN14       | S2-P2: Open 14"H  |     |
|      |   |     | OPEN14       | S2-P3: Open 14"H  |     |
|      |   |     | OPEN14       | S2-P4: Open 14"H  |     |
|      |   |     | OPEN14       | S2-P5: Open 14"H  |     |
|      |   |     | 2            | D2: Recessed Reveal   |     |
|      |   |     | NA           | PAINT: Black  |     |
|      |   |     | SOS428       | 8 D2 Tile Supports  |     |
|      |   |     | NOFAB        | FABRIC: No Fabric Required  |     |
| 142  |   | KNO | DS1S42       | Overhead Bookshelf, 42Wx14Dx8H  | 12  |
|      |   |     | (CORE)       | Core Paints   |     |
|      |   |     | 117T         | PAINT: Soft Grey (Textured)   |     |
| 143  |  | KNO | DS1S48       | Overhead Bookshelf, 48Wx14Dx8H  | 2   |
|      |   |     | (CORE)       | Core Paints   |     |
|      |   |     | 117T         | PAINT: Soft Grey (Textured)   |     |
| 144  |  | KNO | DS1S48       | Overhead Bookshelf, 48Wx14Dx8H  | 2   |
|      |   |     | (CORE)       | Core Paints   |     |
|      |   |     | 117T         | PAINT: Soft Grey (Textured)   |     |
| 145  |  | KNO | DS1S48       | Overhead Bookshelf, 48Wx14Dx8H  | 6   |
|      |   |     | (CORE)       | Core Paints   |     |
|      |   |     | 117T         | PAINT: Soft Grey (Textured)   |     |
| 146  |   | KNO | DS1SWM42     | Overhead Shelf Mount Bracket, 42W                                     | 6   |
|      |   |     | (CORE)       | Core Paints   |     |
|      |   |     | 117T         | PAINT: Soft Grey (Textured)   |     |
| 147  |   | KNO | DS1WM30      | Overhead Wall Mount Bracket, 30W                                      | 2   |
|      |   |     | 117T         | PAINT: Soft Grey (Textured)   |     |

# Third Floor

Other Furniture








20 of 32

| Item | Preview   | Mfg | Part Number | Part Description   | Qty |
|------|---|-----|-------------|--|-----|
| 148  | ✓   | KNO | DS1WM30     | Overhead Wall Mount Bracket, 30W   | 13  |
|      |   |     | 117T        | PAINT: Soft Grey (Textured)  |     |
| 149  | ✓   | KNO | DS1WM36     | Overhead Wall Mount Bracket, 36W   | 4   |
|      |   |     | 117T        | PAINT: Soft Grey (Textured)  |     |
| 150  | ✓   | KNO | DS1WM36     | Overhead Wall Mount Bracket, 36W   | 15  |
|      |   |     | 117T        | PAINT: Soft Grey (Textured)  |     |
| 151  | ✓   | KNO | DS1WM36     | Overhead Wall Mount Bracket, 36W   | 11  |
|      |   |     | 117T        | PAINT: Soft Grey (Textured)  |     |
| 152  | ✓   | KNO | DS1WM42     | Overhead Wall Mount Bracket, 42W   | 2   |
|      |   |     | 117T        | PAINT: Soft Grey (Textured)  |     |
| 153  | ✓   | KNO | DS1WM42     | Overhead Wall Mount Bracket, 42W   | 1   |
|      |   |     | 117T        | PAINT: Soft Grey (Textured)  |     |
| 154  | ✓   | KNO | DS1WM42     | Overhead Wall Mount Bracket, 42W   | 2   |
|      |   |     | 117T        | PAINT: Soft Grey (Textured)  |     |
| 155  |   | KNO | DS2PFL24A   | Floorstanding Pedestal, Series 2 steel front, Box/Box/File, 23-1/4D, with lock, no back, Series 2 pull | 2   |
|      | ✓   |     | (CORE TX)   | Textured Core Paints   |     |
|      |   |     | 117T        | PAINT: Soft Grey (Textured)  |     |
|      |   |     | (RANDOM)    | LOCK: Randomly Keyed   |     |
| 156  |  | KNO | DS2PFL24A   | Floorstanding Pedestal, Series 2 steel front, Box/Box/File, 23-1/4D, with lock, no back, Series 2 pull | 19  |
|      | ✓   |     | (CORE TX)   | Textured Core Paints   |     |
|      |   |     | 117T        | PAINT: Soft Grey (Textured)  |     |
|      |   |     | (RANDOM)    | LOCK: Randomly Keyed   |     |
| 157  |  | KNO | DS2PFL24A   | Floorstanding Pedestal, Series 2 steel front, Box/Box/File, 23-1/4D, with lock, no back, Series 2 pull | 1   |
|      | ✓   |     | (CORE TX)   | Textured Core Paints   |     |
|      |   |     | 117T        | PAINT: Soft Grey (Textured)  |     |
|      |   |     | (RANDOM)    | LOCK: Randomly Keyed   |     |
| 158  |  | KNO | DS2PFL24B   | Floorstanding Pedestal, Series 2 steel front, File/File, 23-1/4D, with lock, no back, Series 2 pull    | 12  |
|      | ✓   |     | (CORE TX)   | Textured Core Paints   |     |
|      |   |     | 117T        | PAINT: Soft Grey (Textured)  |     |
|      |   |     | (RANDOM)    | LOCK: Randomly Keyed   |     |
| 159  |  | KNO | DS2PFL30A   | Floorstanding Pedestal, Series 2 steel front, Box/Box/File, 29-1/4D, with lock, Series 2 pull          | 3   |
|      | ✓   |     | (CORE TX)   | Textured Core Paints   |     |
|      |   |     | 117T        | PAINT: Soft Grey (Textured)  |     |
|      |   |     | (RANDOM)    | LOCK: Randomly Keyed   |     |

# Third Floor

Other Furniture








21 of 32

| Item | Preview   | Mfg | Part Number   | Part Description  | Qty |
|------|---|-----|---|---|-----|
| 160  |    | KNO | DS2PFL30A<br><br>(CORE TX)<br>117T<br>(RANDOM)      | Floorstanding Pedestal, Series 2 steel front, Box/Box/File, 29-1/4D, with lock, Series 2 pull<br><br>Textured Core Paints<br>PAINT: Soft Grey (Textured)<br>LOCK: Randomly Keyed                  | 2   |
| 161  |    | KNO | DS2PM30EL<br><br>(CORE)<br>117T<br>117T<br>(RANDOM) | Overhead Cabinet, Series 2 steel front, 29-7/8W, Panel Mounted, with Touchdown, with lock<br><br>Core Paints<br>PAINT: Soft Grey (Textured)<br>DOOR: Soft Grey (Textured)<br>LOCK: Randomly Keyed | 2   |
| 162  |    | KNO | DS2PM30EL<br><br>(CORE)<br>117T<br>117T<br>(RANDOM) | Overhead Cabinet, Series 2 steel front, 29-7/8W, Panel Mounted, with Touchdown, with lock<br><br>Core Paints<br>PAINT: Soft Grey (Textured)<br>DOOR: Soft Grey (Textured)<br>LOCK: Randomly Keyed | 6   |
| 163  |    | KNO | DS2PM30EL<br><br>(CORE)<br>117T<br>117T<br>(RANDOM) | Overhead Cabinet, Series 2 steel front, 29-7/8W, Panel Mounted, with Touchdown, with lock<br><br>Core Paints<br>PAINT: Soft Grey (Textured)<br>DOOR: Soft Grey (Textured)<br>LOCK: Randomly Keyed | 13  |
| 164  |  | KNO | DS2PM30EL<br><br>(CORE)<br>117T<br>117T<br>(RANDOM) | Overhead Cabinet, Series 2 steel front, 29-7/8W, Panel Mounted, with Touchdown, with lock<br><br>Core Paints<br>PAINT: Soft Grey (Textured)<br>DOOR: Soft Grey (Textured)<br>LOCK: Randomly Keyed | 1   |
| 165  |  | KNO | DS2PM36EL<br><br>(CORE)<br>117T<br>117T<br>(RANDOM) | Overhead Cabinet, Series 2 steel front, 35-7/8W, Panel Mounted, with Touchdown, with lock<br><br>Core Paints<br>PAINT: Soft Grey (Textured)<br>DOOR: Soft Grey (Textured)<br>LOCK: Randomly Keyed | 8   |
| 166  |  | KNO | DS2PM36EL<br><br>(CORE)<br>117T<br>117T<br>(RANDOM) | Overhead Cabinet, Series 2 steel front, 35-7/8W, Panel Mounted, with Touchdown, with lock<br><br>Core Paints<br>PAINT: Soft Grey (Textured)<br>DOOR: Soft Grey (Textured)<br>LOCK: Randomly Keyed | 15  |

# Third Floor

Other Furniture








22 of 32

| Item | Preview   | Mfg | Part Number   | Part Description  | Qty |
|------|---|-----|---|---|-----|
| 167  |    | KNO | DS2PM36EL<br><br>(CORE)<br>117T<br>117T<br>(RANDOM) | Overhead Cabinet, Series 2 steel front, 35-7/8W, Panel Mounted, with Touchdown, with lock<br><br>Core Paints<br>PAINT: Soft Grey (Textured)<br>DOOR: Soft Grey (Textured)<br>LOCK: Randomly Keyed | 15  |
| 168  |    | KNO | DS2PM42EL<br><br>(CORE)<br>117T<br>117T<br>(RANDOM) | Overhead Cabinet, Series 2 steel front, 41-7/8W, Panel Mounted, with Touchdown, with lock<br><br>Core Paints<br>PAINT: Soft Grey (Textured)<br>DOOR: Soft Grey (Textured)<br>LOCK: Randomly Keyed | 2   |
| 169  |    | KNO | DS2PM42EL<br><br>(CORE)<br>117T<br>117T<br>(RANDOM) | Overhead Cabinet, Series 2 steel front, 41-7/8W, Panel Mounted, with Touchdown, with lock<br><br>Core Paints<br>PAINT: Soft Grey (Textured)<br>DOOR: Soft Grey (Textured)<br>LOCK: Randomly Keyed | 1   |
| 170  |    | KNO | DS2PM42EL<br><br>(CORE)<br>117T<br>117T<br>(RANDOM) | Overhead Cabinet, Series 2 steel front, 41-7/8W, Panel Mounted, with Touchdown, with lock<br><br>Core Paints<br>PAINT: Soft Grey (Textured)<br>DOOR: Soft Grey (Textured)<br>LOCK: Randomly Keyed | 2   |
| 171  |  | KNO | DS2PM48EL<br><br>(CORE)<br>117T<br>117T<br>(RANDOM) | Overhead Cabinet, Series 2 steel front, 47-7/8W, Panel Mounted, with Touchdown, with lock<br><br>Core Paints<br>PAINT: Soft Grey (Textured)<br>DOOR: Soft Grey (Textured)<br>LOCK: Randomly Keyed | 14  |
| 172  |  | KNO | DS2POL18F<br><br>(CORE TX)<br>117T<br>(RANDOM)      | Mobile Pedestal without top, Series 2 steel front, Box/File, 16-3/4D, with lock, Series 2 pull<br><br>Textured Core Paints<br>PAINT: Soft Grey (Textured)<br>LOCK: Randomly Keyed                 | 2   |
| 173  |  | KNO | DS2XPB<br><br>(CORE TX)<br>117T                     | Floorstanding Pedestal Case Back<br><br>Textured Core Paints<br>PAINT: Soft Grey (Textured)   | 2   |

# Third Floor

Other Furniture

23 of 32






| Item | Preview   | Mfg | Part Number                            | Part Description  | Qty |
|------|---|-----|--|---|-----|
| 174  |    | KNO | DS4LC1DSL48L                           | Horizon Credenza, Single Depth, with Steel Sliding Door and Box Drawer, Laminate Top, 48W, with Lock                              | 2   |
|      |   |     | 117T<br>125<br>125<br>(RANDOM)         | PAINT: Soft Grey (Textured)<br>TOP: Natural Maple<br>TOP EDGE: Natural Maple<br>LOCK: Randomly Keyed                              |     |
| 175  |    | KNO | DS4LC1DSL72L                           | Horizon Credenza, Single Depth, with Steel Sliding Door and Box Drawer, Laminate Top, 72W, with Lock                              | 2   |
|      |   |     | 117T<br>125<br>125<br>(RANDOM)         | PAINT: Soft Grey (Textured)<br>TOP: Natural Maple<br>TOP EDGE: Natural Maple<br>LOCK: Randomly Keyed                              |     |
| 176  |    | KNO | DS4LC1DSL54LY                          | Horizon Credenza, Single Depth, with Steel Sliding Door and Box Drawer, Laminate Top, 54W, with Lock                              | 2   |
|      |    |     | 117T<br>116T<br>125<br>125<br>(RANDOM) | CASE: Soft Grey (Textured)<br>DOOR: Sandstone (Textured)<br>TOP: Natural Maple<br>TOP EDGE: Natural Maple<br>LOCK: Randomly Keyed |     |
| 177  |   | KNO | DT1ABY10848                            | Boat Shape Table with (2) Y-Legs and (1) T-Leg, 108Wx48D  | 2   |
|      |   |     | N<br>117T<br>(CORE)<br>125<br>125      | OPT: No Grommet<br>PAINT: Soft Grey (Textured)<br>Core Laminates<br>TOP: Natural Maple<br>TOP EDGE: Natural Maple                 |     |
| 178  |  | KNO | DT1ACX30                               | Round Table with X Base, Standard Desk Height, 30" Wide   | 3   |
|      |   |     | 117T<br>(CORE)<br>125<br>125           | BASE: Soft Grey (Textured)<br>Core Laminates<br>TOP: Natural Maple<br>TOP EDGE: Natural Maple                                     |     |
| 179  |  | KNO | DT1ACX42                               | Round Table with X Base, Standard Desk Height, 42" Wide   | 2   |
|      |   |     | 117T<br>(CORE)<br>125<br>125           | BASE: Soft Grey (Textured)<br>Core Laminates<br>TOP: Natural Maple<br>TOP EDGE: Natural Maple                                     |     |



# Third Floor

Other Furniture







24 of 32

| Item | Preview   | Mfg | Part Number | Part Description                                       | Qty |
|------|---|-----|-------------|--|-----|
| 180  |    | KNO | DT1ARY7224  | Rectangular Table with (2) Y-Legs, 72Wx24D             | 3   |
|      |   |     | N           | OPT: No Grommet  |     |
|      |   |     | S           | OPT: Stretcher   |     |
|      |   |     | 117T        | PAINT: Soft Grey (Textured)                            |     |
|      |   |     | (CORE)      | Core Laminates   |     |
|      |   |     | 125         | TOP: Natural Maple                                     |     |
|      |   |     | 125         | TOP EDGE: Natural Maple                                |     |
| 181  |    | KNO | DT1ATY8442  | Racetrack Table with (2) Y-Legs, 84Wx42D               | 1   |
|      |   |     | N           | OPT: No Grommet  |     |
|      |   |     | 117T        | PAINT: Soft Grey (Textured)                            |     |
|      |   |     | (CORE)      | Core Laminates   |     |
|      |   |     | 125         | TOP: Natural Maple                                     |     |
|      |   |     | 125         | TOP EDGE: Natural Maple                                |     |
| 182  |   | KNO | DT1S        | Credenza Support Spacer, for use with Horizon Credenza | 2   |
|      |   |     | 117T        | PAINT: Soft Grey (Textured)                            |     |
| 183  |    | KNO | F-30-20     | Universal Fabric Board, 30Wx20H                        | 2   |
|      |   |     | S1          | OPT: Squ Corner/Rect Edge                              |     |
|      |   |     | A           | OPT: 1/2" Mineral Board                                |     |
|      |   |     | 30          | OPT: Fabric Group (F30)                                |     |
|      |   |     | (TBA30)     | FABRIC: TBA  |     |
|      |   |     | FWMR20      | OPT: 1/2" Reveal Wall-Mount                            |     |
| 184  |  | KNO | F-30-20     | Universal Fabric Board, 30Wx20H                        | 6   |
|      |   |     | S1          | OPT: Squ Corner/Rect Edge                              |     |
|      |   |     | A           | OPT: 1/2" Mineral Board                                |     |
|      |   |     | 30          | OPT: Fabric Group (F30)                                |     |
|      |   |     | (TBA30)     | FABRIC: TBA  |     |
|      |   |     | FWMR20      | OPT: 1/2" Reveal Wall-Mount                            |     |
| 185  |  | KNO | F-30-20     | Universal Fabric Board, 30Wx20H                        | 9   |
|      |   |     | S1          | OPT: Squ Corner/Rect Edge                              |     |
|      |   |     | A           | OPT: 1/2" Mineral Board                                |     |
|      |   |     | 30          | OPT: Fabric Group (F30)                                |     |
|      |   |     | (TBA30)     | FABRIC: TBA  |     |
|      |   |     | FWMR20      | OPT: 1/2" Reveal Wall-Mount                            |     |

# Third Floor

Other Furniture









25 of 32

| Item | Preview   | Mfg | Part Number | Part Description                | Qty |
|------|---|-----|-------------|---------------------------------|-----|
| 186  |    | KNO | F-36-20     | Universal Fabric Board, 36Wx20H | 2   |
|      |   |     | S1          | OPT: Squ Corner/Rect Edge       |     |
|      |   |     | A           | OPT: 1/2" Mineral Board         |     |
|      |   |     | 30          | OPT: Fabric Group (F30)         |     |
|      |   |     | (TBA30)     | FABRIC: TBA                     |     |
|      |   |     | FWMR20      | OPT: 1/2" Reveal Wall-Mount     |     |
| 187  |    | KNO | F-36-20     | Universal Fabric Board, 36Wx20H | 6   |
|      |   |     | S1          | OPT: Squ Corner/Rect Edge       |     |
|      |   |     | A           | OPT: 1/2" Mineral Board         |     |
|      |   |     | 30          | OPT: Fabric Group (F30)         |     |
|      |   |     | (TBA30)     | FABRIC: TBA                     |     |
|      |   |     | FWMR20      | OPT: 1/2" Reveal Wall-Mount     |     |
| 188  |    | KNO | F-36-20     | Universal Fabric Board, 36Wx20H | 1   |
|      |   |     | S1          | OPT: Squ Corner/Rect Edge       |     |
|      |   |     | A           | OPT: 1/2" Mineral Board         |     |
|      |   |     | 30          | OPT: Fabric Group (F30)         |     |
|      |   |     | (TBA30)     | FABRIC: TBA                     |     |
|      |   |     | FWMR20      | OPT: 1/2" Reveal Wall-Mount     |     |
| 189  |  | KNO | F-36-20     | Universal Fabric Board, 36Wx20H | 6   |
|      |   |     | S1          | OPT: Squ Corner/Rect Edge       |     |
|      |   |     | A           | OPT: 1/2" Mineral Board         |     |
|      |   |     | 30          | OPT: Fabric Group (F30)         |     |
|      |   |     | (TBA30)     | FABRIC: TBA                     |     |
|      |   |     | FWMR20      | OPT: 1/2" Reveal Wall-Mount     |     |
| 190  |  | KNO | F-36-20     | Universal Fabric Board, 36Wx20H | 3   |
|      |   |     | S1          | OPT: Squ Corner/Rect Edge       |     |
|      |   |     | A           | OPT: 1/2" Mineral Board         |     |
|      |   |     | 30          | OPT: Fabric Group (F30)         |     |
|      |   |     | (TBA30)     | FABRIC: TBA                     |     |
|      |   |     | FWMR20      | OPT: 1/2" Reveal Wall-Mount     |     |
| 191  |  | KNO | F-42-20     | Universal Fabric Board, 42Wx20H | 2   |
|      |   |     | S1          | OPT: Squ Corner/Rect Edge       |     |
|      |   |     | A           | OPT: 1/2" Mineral Board         |     |
|      |   |     | 30          | OPT: Fabric Group (F30)         |     |
|      |   |     | (TBA30)     | FABRIC: TBA                     |     |
|      |   |     | FWMR20      | OPT: 1/2" Reveal Wall-Mount     |     |

# Third Floor

Other Furniture










26 of 32

| Item | Preview   | Mfg | Part Number                        | Part Description  | Qty |
|------|---|-----|------------------------------------|---|-----|
| 192  |    | KNO | F-42-20                            | Universal Fabric Board, 42Wx20H   | 3   |
|      | ✓   |     | S1<br>A<br>30<br>(TBA30)<br>FWMR20 | OPT: Squ Corner/Rect Edge<br>OPT: 1/2" Mineral Board<br>OPT: Fabric Group (F30)<br>FABRIC: TBA<br>OPT: 1/2" Reveal Wall-Mount |     |
| 193  |    | KNO | F-42-20                            | Universal Fabric Board, 42Wx20H   | 6   |
|      | ✓   |     | S1<br>A<br>30<br>(TBA30)<br>FWMR20 | OPT: Squ Corner/Rect Edge<br>OPT: 1/2" Mineral Board<br>OPT: Fabric Group (F30)<br>FABRIC: TBA<br>OPT: 1/2" Reveal Wall-Mount |     |
| 194  |    | KNO | OAKA2P1SL2BK                       | Act II Keyboard Platform, with Short Easy Lift Arm, Phenolic  | 16  |
|      | ✓<br>⚙️   |     | 22                                 | TRACK: 21-5/8"  |     |
| 195  |    | KNO | OAKA2P1SL2BK                       | Act II Keyboard Platform, with Short Easy Lift Arm, Phenolic  | 3   |
|      | ✓<br>⚙️   |     | 22                                 | TRACK: 21-5/8"  |     |
| 196  |  | KNO | OAKA2P1SL2BK                       | Act II Keyboard Platform, with Short Easy Lift Arm, Phenolic  | 8   |
|      | ✓<br>⚙️   |     | 22                                 | TRACK: 21-5/8"  |     |
| 197  |  | KNO | 37A                                | Joe and Linda Ricchio Arm Chair, upholstered seat   | 6   |
|      | ✓   |     | B311<br>~<br>(TBAC)                | FINISH: Beech<br>OPT: Standard<br>TEX: TBA (C)  |     |
| 198  |  | KNO | C2C6336C                           | Calibre Cabinet, 3 adjustable shelves, with doors, 36Wx63H, with lock   | 2   |
|      | ✓   |     | P<br>(CORE TX)<br>117T<br>(RANDOM) | OPT: Match Shelves to Case<br>Textured Core Paints<br>PAINT: Soft Grey tx<br>LOCK: Randomly Keyed                             |     |
| 199  |  | KNO | C2F2736CCC                         | Calibre Lateral File, 2-12" drawers with rails, 36Wx27H, with lock  | 1   |
|      | ✓   |     | (CORE TX)<br>117T<br>(RANDOM)      | Textured Core Paints<br>PAINT: Soft Grey tx<br>LOCK: Randomly Keyed   |     |

# Third Floor

Other Furniture

27 of 32

| Item | Preview   | Mfg | Part Number                   | Part Description   | Qty |
|------|---|-----|-------------------------------|--|-----|
| 200  |    | KNO | C2F2736CCC                    | Calibre Lateral File, 2-12" drawers with rails, 36Wx27H, with lock       | 1   |
|      | ✓   |     | (CORE TX)<br>117T<br>(RANDOM) | Textured Core Paints<br>PAINT: Soft Grey tx<br>LOCK: Randomly Keyed      |     |
| 201  |    | KNO | C2F4536CDDDD                  | Calibre Lateral File, 4-10.5" drawers with rails, 36Wx45H, with lock     | 2   |
|      | ✓   |     | (CORE TX)<br>117T<br>(RANDOM) | Textured Core Paints<br>PAINT: Soft Grey tx<br>LOCK: Randomly Keyed      |     |
| 202  |    | KNO | C2F5530CDDDDD                 | Calibre Lateral File, 5-10.5" drawers with rails, 30Wx55-1/2H, with lock | 2   |
|      | ✓   |     | (CORE TX)<br>117T<br>(RANDOM) | Textured Core Paints<br>PAINT: Soft Grey tx<br>LOCK: Randomly Keyed      |     |
| 203  |    | KNO | C2F5530CDDDDD                 | Calibre Lateral File, 5-10.5" drawers with rails, 30Wx55-1/2H, with lock | 4   |
|      | ✓   |     | (CORE TX)<br>117T<br>(RANDOM) | Textured Core Paints<br>PAINT: Soft Grey tx<br>LOCK: Randomly Keyed      |     |
| 204  |  | KNO | C2F5536CDDDDD                 | Calibre Lateral File, 5-10.5" drawers with rails, 36Wx55-1/2H, with lock | 1   |
|      | ✓   |     | (CORE TX)<br>117T<br>(RANDOM) | Textured Core Paints<br>PAINT: Soft Grey tx<br>LOCK: Randomly Keyed      |     |
| 205  |  | KNO | C2F5536CDDDDD                 | Calibre Lateral File, 5-10.5" drawers with rails, 36Wx55-1/2H, with lock | 12  |
|      | ✓   |     | (CORE TX)<br>117T<br>(RANDOM) | Textured Core Paints<br>PAINT: Soft Grey tx<br>LOCK: Randomly Keyed      |     |
| 206  |  | KNO | EB1C20L                       | Cantilever, Left Hand, 20"   | 2   |
|      | ✓   |     | (BLACK)                       | Black  |     |
| 207  |  | KNO | EB1C20L                       | Cantilever, Left Hand, 20"   | 5   |
|      | ✓   |     | (BLACK)                       | Black  |     |
| 208  |  | KNO | EB1C20L                       | Cantilever, Left Hand, 20"   | 1   |
|      | ✓   |     | (BLACK)                       | Black  |     |

# Third Floor

Other Furniture







28 of 32

| Item | Preview   | Mfg | Part Number   | Part Description               | Qty |
|------|---|-----|---------------|--------------------------------|-----|
| 209  |    | KNO | EB1C20L       | Cantilever, Left Hand, 20"     | 6   |
|      | ✓   |     | (BLACK)       | Black                          |     |
| 210  |    | KNO | EB1C20R       | Cantilever, Right Hand, 20"    | 2   |
|      | ✓   |     | (BLACK)       | Black                          |     |
| 211  |    | KNO | EB1C20R       | Cantilever, Right Hand, 20"    | 5   |
|      | ✓   |     | (BLACK)       | Black                          |     |
| 212  |    | KNO | EB1C20R       | Cantilever, Right Hand, 20"    | 1   |
|      | ✓   |     | (BLACK)       | Black                          |     |
| 213  |    | KNO | EB1C20R       | Cantilever, Right Hand, 20"    | 6   |
|      | ✓   |     | (BLACK)       | Black                          |     |
| 214  |    | KNO | EB1F24        | Flat Bracket, 24"              | 4   |
|      | ✓   |     |               |                                |     |
| 215  |   | KNO | EB1F24        | Flat Bracket, 24"              | 3   |
|      | ✓   |     |               |                                |     |
| 216  |  | KNO | EP1WMC28      | Wall Mount Channel, 28H        | 4   |
|      | ✓   |     | (CORE)<br>117 | Core Paints<br>TRIM: Soft Grey |     |
| 217  |  | KNO | EP1WMC28      | Wall Mount Channel, 28H        | 10  |
|      | ✓   |     | (CORE)<br>117 | Core Paints<br>TRIM: Soft Grey |     |
| 218  |  | KNO | EP1WMC28      | Wall Mount Channel, 28H        | 2   |
|      | ✓   |     | (CORE)<br>117 | Core Paints<br>TRIM: Soft Grey |     |
| 219  |  | KNO | EP1WMC28      | Wall Mount Channel, 28H        | 12  |
|      | ✓   |     | (CORE)<br>117 | Core Paints<br>TRIM: Soft Grey |     |

# Third Floor

Other Furniture







29 of 32

| Item | Preview   | Mfg | Part Number                                 | Part Description   | Qty |
|------|---|-----|---|--|-----|
| 220  |    | KNO | IDS3624B2                                   | Dividends Horizon Top Straight Table, C-Leg Base, 35-13/16Wx23-1/2D, fixed height  | 1   |
| ✓    |   |     | (CORE)<br>125<br>(CORE)<br>125<br>117<br>T4 | Core Laminates<br>LAM: Natural Maple<br>Core Edge Trims<br>EDGE: Natural Maple<br>BASE: Soft Grey<br>TRIM: Red                     |     |
| 221  |    | KNO | IDS7224B2                                   | Dividends Horizon Top Straight Table, C-Leg Base, 71-13/16Wx23-1/2D, fixed height  | 1   |
| ✓    |   |     | (CORE)<br>125<br>(CORE)<br>125<br>117<br>T4 | Core Laminates<br>LAM: Natural Maple<br>Core Edge Trims<br>EDGE: Natural Maple<br>BASE: Soft Grey<br>TRIM: Red                     |     |
| 222  |    | KNO | MHD-8036-L                                  | Hinged Door, Left Hand, 80Hx36Wx2D   | 1   |
| ✓    |   |     | L<br>(CORE)<br>117<br>117<br>L              | DOOR: Laminate<br>Core Laminates<br>LAM: Soft Grey<br>FRAME: Soft Grey<br>OPT: with Lock   |     |
| 223  |  | KNO | MM1-WS80                                    | Wall Starter, 80H  | 1   |
| ✓    |   |     | (CORE)<br>117                               | Core Paints<br>PAINT: Soft Grey  |     |
| 224  |  | KNO | 111HP2SLHC                                  | Generation by Knoll task chair, high performance arms, plastic base, standard cylinder, with lumbar, hard casters                  | 38  |
| ✓    |   |     | DK<br>06<br>USF<br>~<br>(K1386)<br>(UNDCOL) | FINISH: Dark<br>BACK: Espresso<br>SEAT: Ultra Seat Foam<br>Standard Textile or Leather<br>TEX: Whip (E)<br>*** Undecided Color *** |     |
| 225  |  | KNO | 111HP2SLHC                                  | Generation by Knoll task chair, high performance arms, plastic base, standard cylinder, with lumbar, hard casters                  | 16  |
| ✓    |   |     | DK<br>06<br>USF<br>~<br>(K1386)<br>(UNDCOL) | FINISH: Dark<br>BACK: Espresso<br>SEAT: Ultra Seat Foam<br>Standard Textile or Leather<br>TEX: Whip (E)<br>*** Undecided Color *** |     |

# Third Floor

Other Furniture











30 of 32

| Item | Preview   | Mfg | Part Number                                 | Part Description   | Qty |
|------|---|-----|---|--|-----|
| 226  |    | KNO | 111HP2SLHC                                  | Generation by Knoll task chair, high performance arms, plastic base, standard cylinder, with lumbar, hard casters                  | 3   |
| ✓    |   |     | DK<br>06<br>USF<br>~<br>(K1386)<br>(UNDCOL) | FINISH: Dark<br>BACK: Espresso<br>SEAT: Ultra Seat Foam<br>Standard Textile or Leather<br>TEX: Whip (E)<br>*** Undecided Color *** |     |
| 227  |    | KNO | 111HP2SLHC                                  | Generation by Knoll task chair, high performance arms, plastic base, standard cylinder, with lumbar, hard casters                  | 6   |
| ✓    |   |     | DK<br>06<br>USF<br>~<br>(K1386)<br>(UNDCOL) | FINISH: Dark<br>BACK: Espresso<br>SEAT: Ultra Seat Foam<br>Standard Textile or Leather<br>TEX: Whip (E)<br>*** Undecided Color *** |     |
| 228  |    | KNO | 2HCSXHC                                     | MultiGeneration by Knoll hybrid chair, armless, hard casters   | 3   |
| ✓    |   |     | 2<br>ON<br>~<br>(K1386)<br>(UNDCOL)         | FRAME: Black<br>SHELL: Onyx<br>Standard Textile<br>TEX: Whip (E)<br>*** Undecided Color ***  |     |
| 229  |  | KNO | 2SASXGL                                     | MultiGeneration by Knoll stacking chair, fixed arms, glides  | 10  |
| ✓    |   |     | 2<br>ON<br>~<br>(K1386)<br>(UNDCOL)         | FRAME: Black<br>SHELL: Onyx<br>Standard Textile<br>TEX: Whip (E)<br>*** Undecided Color ***  |     |
| 230  |  | KNO | 2SASXGL                                     | MultiGeneration by Knoll stacking chair, fixed arms, glides  | 5   |
| ✓    |   |     | 2<br>ON<br>~<br>(K1386)<br>(UNDCOL)         | FRAME: Black<br>SHELL: Onyx<br>Standard Textile<br>TEX: Whip (E)<br>*** Undecided Color ***  |     |
| 231  |  | KNO | 2SASXGL                                     | MultiGeneration by Knoll stacking chair, fixed arms, glides  | 4   |
| ✓    |   |     | 2<br>ON<br>~<br>(K1386)<br>(UNDCOL)         | FRAME: Black<br>SHELL: Onyx<br>Standard Textile<br>TEX: Whip (E)<br>*** Undecided Color ***  |     |

# Third Floor

Other Furniture

31 of 32



| Item | Preview   | Mfg | Part Number                         | Part Description  | Qty |
|------|---|-----|-------------------------------------|---|-----|
| 232  |    | KNO | 2SASXHC                             | MultiGeneration by Knoll stacking chair, fixed arms, hard casters                           | 12  |
| ✓    |   |     | 2<br>ON<br>~<br>(K1386)<br>(UNDCOL) | FRAME: Black<br>SHELL: Onyx<br>Standard Textile<br>TEX: Whip (E)<br>*** Undecided Color *** |     |
| 233  |    | KNO | 2SCSXGL                             | MultiGeneration by Knoll stacking chair, armless, glides                                    | 6   |
| ✓    |   |     | 2<br>ON<br>~<br>(K1386)<br>(UNDCOL) | FRAME: Black<br>SHELL: Onyx<br>Standard Textile<br>TEX: Whip (E)<br>*** Undecided Color *** |     |
| 234  |    | KNO | AUPPDU                              | Pencil Drawer   | 16  |
| ✓    |   |     |                                     |   |     |
| 235  |    | KNO | AUPPDU                              | Pencil Drawer   | 3   |
| ✓    |   |     |                                     |   |     |
| 236  |   | KNO | AUPPDU                              | Pencil Drawer   | 2   |
| ✓    |   |     |                                     |   |     |
| 237  |  | KNO | AUPPDU                              | Pencil Drawer   | 8   |
| ✓    |   |     |                                     |   |     |
| 238  |  | KNO | 169TR                               | Eero Saarinen Small Round Coffee Table, low level, 20Wx13-3/4H                              | 1   |
| ✓    |   |     | F2<br>2                             | LAMINATE: White<br>BASE: White  |     |
| 239  |  | KNO | 4CSDS                               | Spark stacking side chair with seat pad   | 18  |
| ✓    |   |     | 04<br>~<br>(K1386)<br>(UNDCOL)      | COL: Light Grey<br>UPH: Standard<br>TEX: Whip (E)<br>*** Undecided Color ***                |     |
| 240  |  | KNO | 753                                 | Ludwig Mies Van der Rohe Krefeld Sofa, 82Wx27Dx30H  | 2   |
| ✓    |   |     | AOC<br>~<br>(TBAC)                  | LEG: Clear Oak<br>OPT: Standard<br>TEX: TBA (C)   |     |
| 241  |  | KNO | 759                                 | Ludwig Mies Van der Rohe Krefeld End Table, 27-1/2Wx27-1/2D                                 | 3   |
| ✓    |   |     | OC                                  | FINISH: Clear Oak   |     |



# Third Floor

Other Furniture

32 of 32

| Item | Preview   | Mfg | Part Number | Part Description   | Qty |
|------|---|-----|-------------|--|-----|
| 242  |    | KNO | P3-CP62     | Propeller Rounded Rectangular Conference Table, 2 Segments, 180Wx60D, with Peanut Base | 1   |
|      |   |     | (CORE)      | Core Laminate Top  |     |
|      |   |     | 125         | LAM: Natural Maple   |     |
|      |   |     | R6          | EDGE: Medium Grey 2mm  |     |
|      |   |     | Y           | No cutout (A)  |     |
|      |   |     | Y           | No cutout (B)  |     |
|      |   |     | A           | BASE: Aluminum   |     |
| 243  |   | KNO | RSBWH24     | Wall Hung Support Bracket, 24D   | 1   |
|      |   |     | P1          | OPT: P1 Paint  |     |
|      |   |     | (CORE)      | Core Paint   |     |
|      |   |     | 117         | PAINT: Soft Grey   |     |
| 244  |   | KNO | RSBWH30     | Wall Hung Support Bracket, 30D   | 1   |
|      |   |     | P1          | OPT: P1 Paint  |     |
|      |   |     | (CORE)      | Core Paint   |     |
|      |   |     | 117         | PAINT: Soft Grey   |     |
| 245  |   | KNO | RSBWH30     | Wall Hung Support Bracket, 30D   | 2   |
|      |   |     | P1          | OPT: P1 Paint  |     |
|      |   |     | (CORE)      | Core Paint   |     |
|      |   |     | 117         | PAINT: Soft Grey   |     |
| 246  |   | KNO | RSBWH36     | Wall Hung Support Bracket, 36D   | 1   |
|      |   |     | P1          | OPT: P1 Paint  |     |
|      |   |     | (CORE)      | Core Paint   |     |
|      |   |     | 117         | PAINT: Soft Grey   |     |
| 247  |  | SYS | FEE         | Cut to fit   | 2   |
|      |   |     |             | <b>Grand Total</b>   |     |