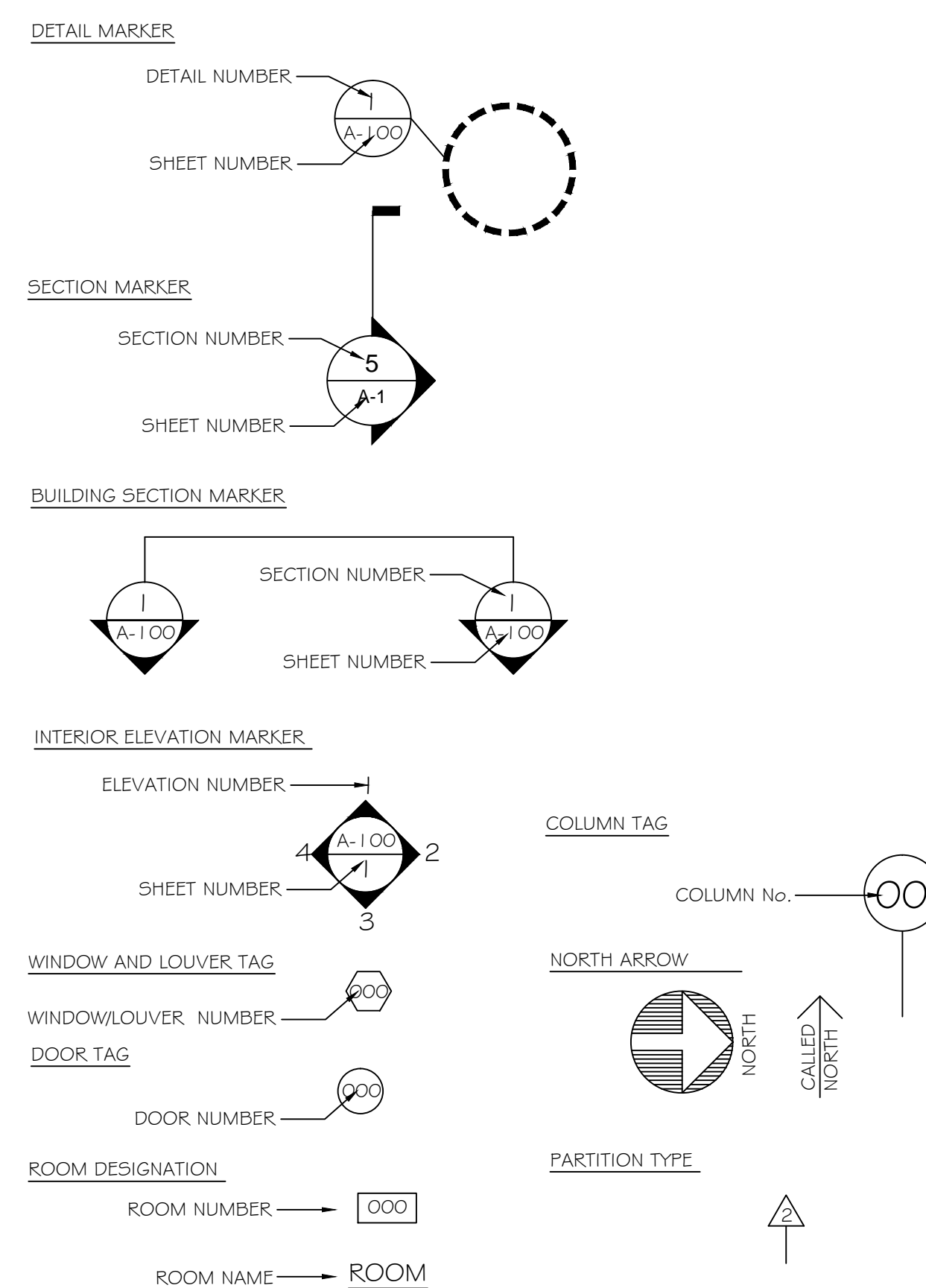


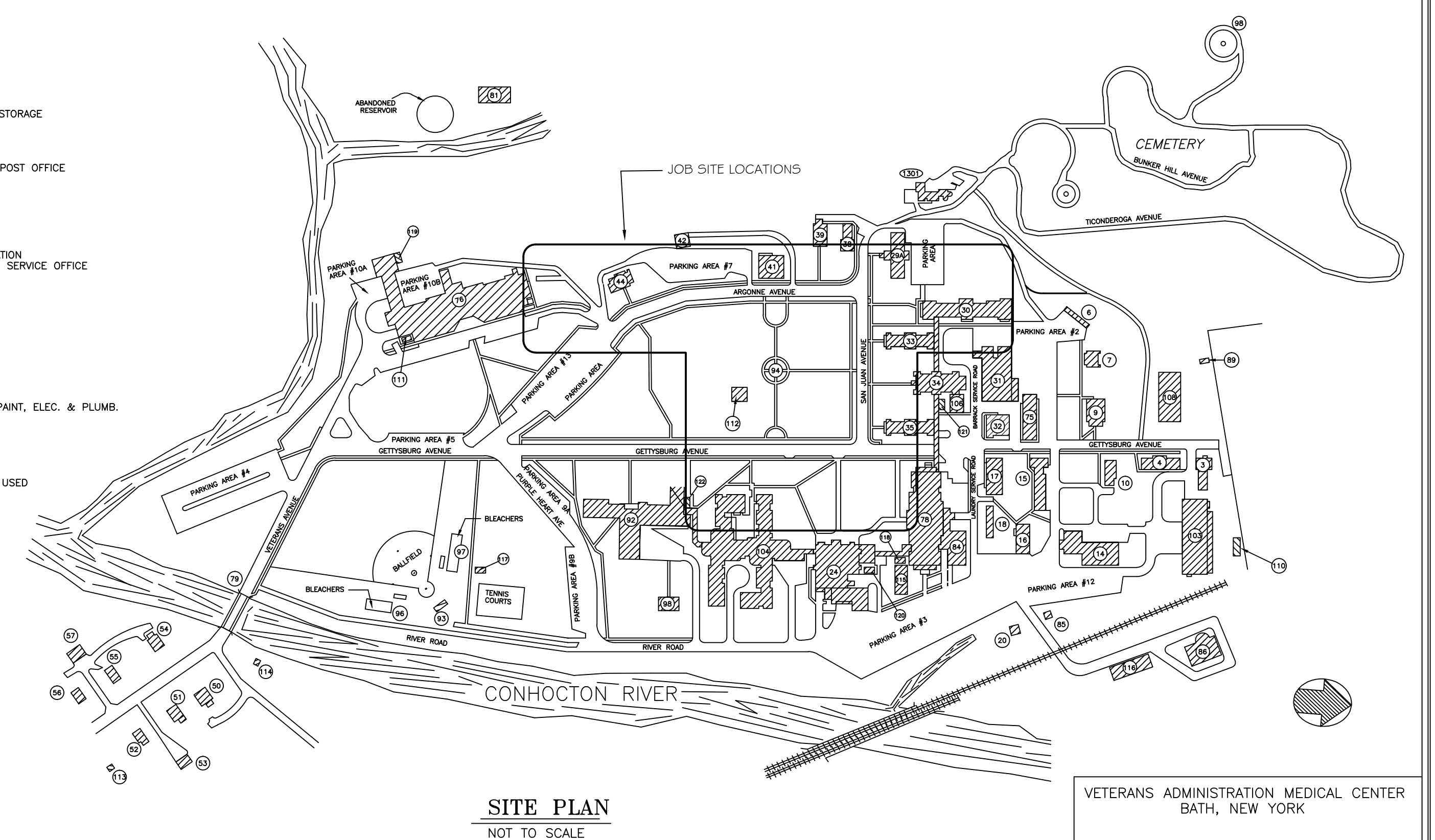
V.A. MEDICAL CENTER  
BATH, NEW YORK 14810

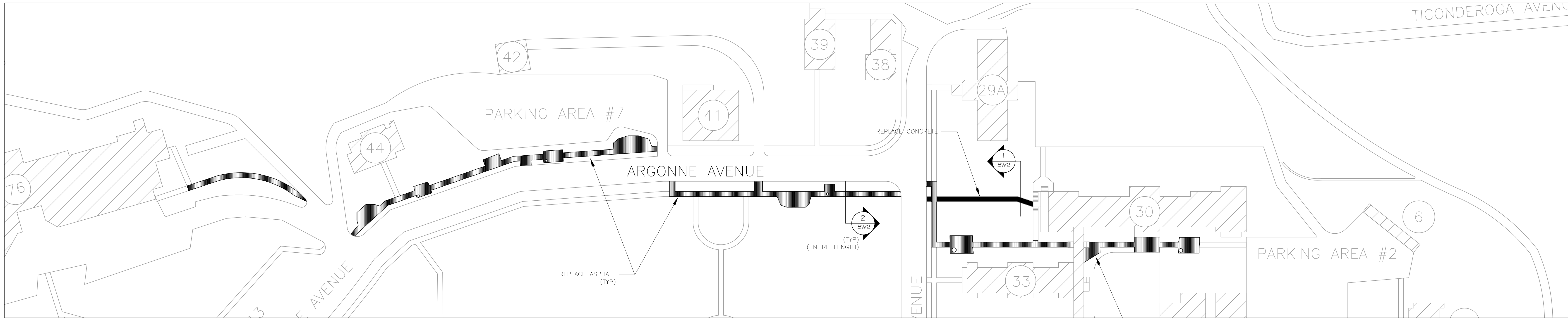
<u>DRAWING NO.</u>	<u>SYMBOL</u>	<u>SHEET</u>	<u>TITLE</u>
VAMC-528AG-1754	T-1	1 OF 3	COVER SHEET
VAMC-528AG-1754	SW-1	2 OF 3	LAYOUTS
VAMC-528AG-1754	SW-2	3 OF 3	SECTIONS

AB	ANCHOR BOLT	EA	EACH
AC	AIR CONDITIONING	EL	ELEVATION
ACT	ACOUSTICAL CEILING TILE	ELEC	ELECTRIC
ADDL	ADDITIONAL	ELEV	ELEVATION
ADJ	ADJUSTABLE	EQ	EQUAL
AFP	ABOUT FINISH FLOOR	EW	EACH WAY
ALT	ALTERNATE	EXT	EXTERIOR
AL	ALUMINUM	EXG	EXISTING
ARCH	ARCHITECTURAL		
ASPH	ASPHALT	FBSL	FIBERGLASS
		FD	FLOOR DRAIN
BY	BOTTOM of	FTE	FINISH FLOOR ELEVATION
BD	BOARD	FIN	FIN
BL	BUILDING LINE	FLR	FLOOR
BUDG	BUILDING	FNDR	FOUNDATION
BLK	BLOCK	FP	FIREPLACE
BKUG	BLOCKING	FR	FAMILY ROOM
BP	BEARING PLATE	FTG	FOOTING
BR	BRICK		
BSMT	BASEMENT	GC	GENERAL CONTRACTOR
BTWN	BETWEEN	GL	GLASS
BRG	BEARING	GN	GLUE AND NAIL
		GWB	GYPSPUM WALL BOARD
		GP	GYPSPUM
CB	CATCH BASIN		
CC	CENTER TO CENTER		
CEM	CEMENT	H	HIGH
CG	CORNER GUARD	HC	HOLLOW CORE
CJ	CONSTRUCTION JOINT or CONTROL JOINT	HDR	HEADER
CLG	CEILING	HDW	HARDWARE
CMU	CONCRETE MASONRY UNIT	HGT	HEIGHT
COL	COLUMN	HM	HOLLOW METAL
COMP	COMPACTED	HORZ	HORIZONTAL
CONC	CONCRETE	H.P.	HIGH POINT
CONST	CONSTRUCTION	H.R.	HANDRAIL
CONT	CONTINUOUS	HW	HOT WATER
COORD	COORDINATE		
CFT	CARPET	INS	INSULATION
CRS	COURSE	INT	INTERIOR
CT	CERAMIC TILE		
		JAN.	JANITORIAL
		JOIST	JOIST
DBL	DEEP/ DEPTH	JT	JOINT
DET	DETAIL		
DF	DOUBLE FIR		
DIA	DIAMETER	K	KITCHEN
DIM	DIMENSION		
DTL	DETAIL	LF	LINEAR FEET
DW	DISHWASHER	LOC	LOCATION
DWG	DRAWING	LVL	LAMINATED VENEER LUMBER



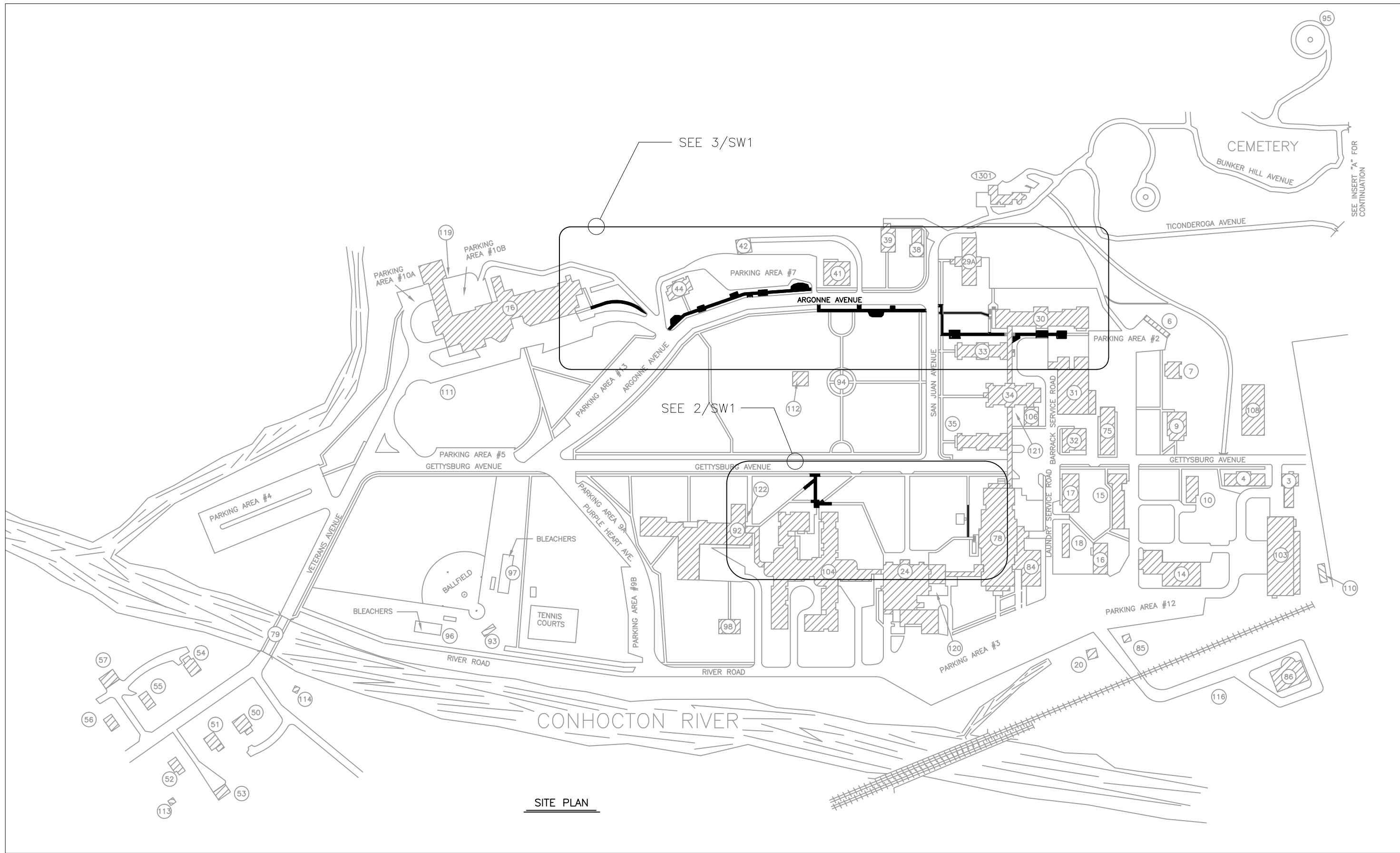
- 3 EQUIPMENT STORAGE
- 4 LUMBER SHED
- 5 ENGINEERING STORAGE
- 6 STUDENT HOUSING
- 7 ENGINEERING OFFICE
- 10 DAY TREATMENT CENTER
- 11 FIRE DEPARTMENT & GARAGE
- 15 GARAGES/GEN. REPAIR, MASONRY STORAGE
- 16 GARDEN
- 17 LAUNDRY/PRINT SHOP/PG
- 18 VOLUNTEER SERVICES
- 19 SEWER - PUMP HOUSE
- 20 MAIN DINING ROOM & KITCHEN & POST OFFICE
- 29A UPHOLSTERY SHOP/AUSEUM
- 31 STORAGE & ADMINISTRATION
- 32 BOILER PLANT
- 33 GERIATRIC OFFICES
- 34 HOME BASED SOCIAL WORK
- 35 SECTION 4 - IT
- 36 SECTION 4 - DOMICILIARY
- 37 SECTION 4 - COUNSELING/ADMINISTRATION
- 38 NYS VET AFFAIRS OFFICE/CHAPLAIN SERVICE OFFICE
- 39 MAIN PLACES
- 40 HUMAN RESOURCES, CONTRACTING
- 41 NIGHT GUARD
- 42 POLICE
- 50 QUARTERS
- 51 QUARTERS
- 52 QUARTERS
- 54 THIRTEEN QUARTERS
- 55 QUARTERS
- 56 QUARTERS
- 57 QUARTERS
- 58 QUARTERS
- 65 REPAIR GARAGE
- 75 ENGINEERING SHOPS & STORAGE-PANT, ELEC. & PLUMB
- 76 REPAIR GARAGE
- 78 SECTION 2 - CLC
- 80 SECTION 2 - CLC
- 81 UNDERGROUND RESERVOIR
- 82 COMBATOR VEHICLE
- 83 INCINERATOR - NOT USED
- 84 SEWAGE TREATMENT PLANT - NOT USED
- 85
- 92 RECREATION & LIBRARY
- 93 FIELD HOUSE
- 94 PARKING GROUND - FLAG POLE
- 95 CEMETERY FLAG POLE
- 96 BELLANCHES - EAST
- 97 BELLANCHES - NORTH
- 98 COVERED PICNIC AREA
- 103 SPECIALTY WAREHOUSE
- 104 SECTION 1-COMMUNITY
- 106 GAITHERN PLOT
- 107 HEAVY EQUIPMENT STORAGE
- 108 EMS STORAGE BUILDING
- 111 BASED PLATFORM
- 112 GAZEBO
- 113 WATER HOUSE
- 114 GAUCHE HOUSE \*
- 115 WATER HOUSE
- 116 IMPOUND YARD
- 117 FIELD HOUSE STORAGE
- 118 GREEN HSE. STORAGE
- 119 TENNIS PLATFORM
- 120 SMOKING SHELTER (B92)
- 121 SMOKING SHELTER (B10)
- 122 SMOKING SHELTER (B24)
- 1201 NATIONAL CEMETERY

[illegible]

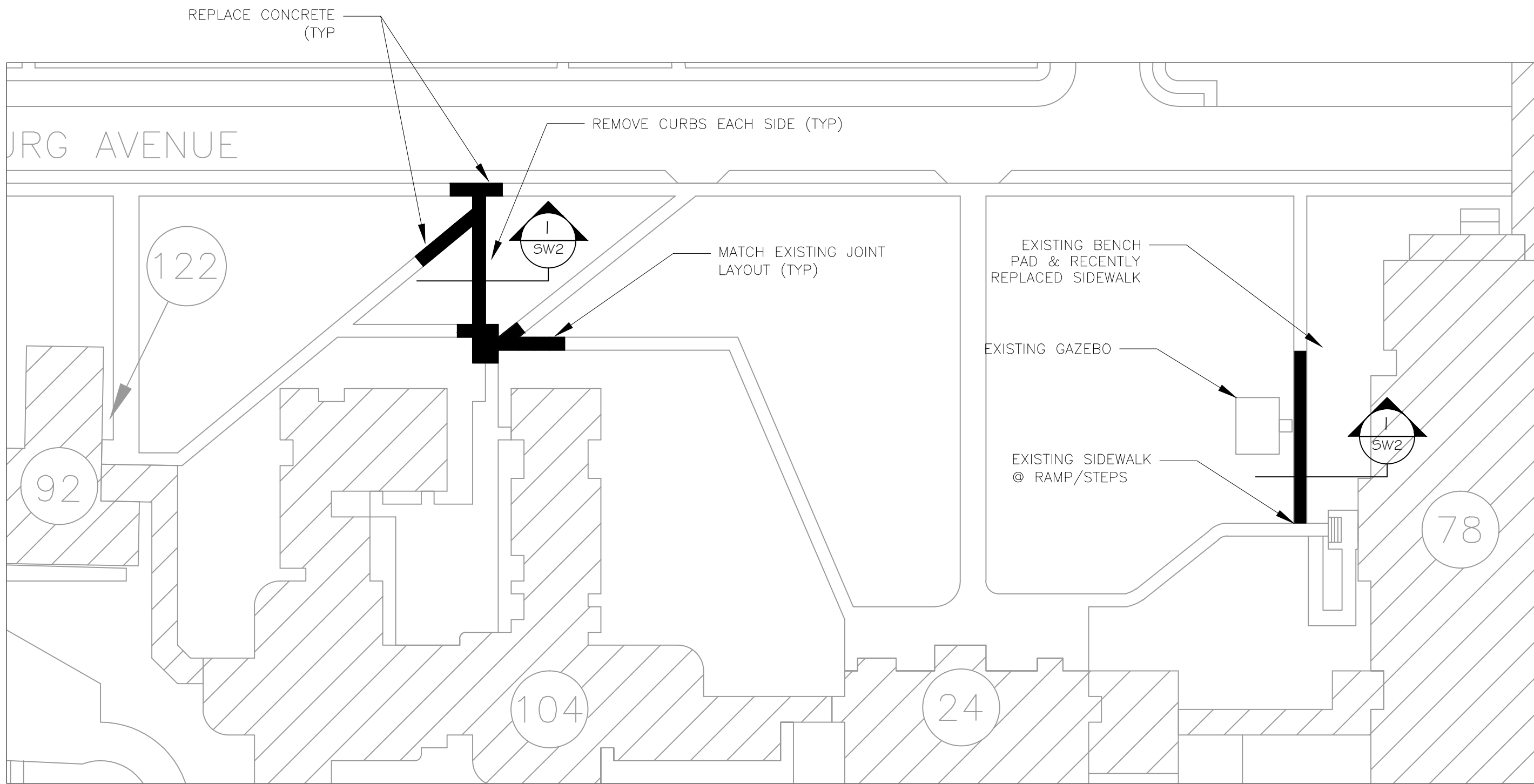


3 SIDEWALK REPLACEMENT  
SW1 SCALE: NTS

- NOTES
- SHADED AREAS REPRESENT AREA REQUIRING REMOVAL AND REPLACEMENT OF EXISTING ASPHALT SIDEWALKS. CONTRACTOR SHALL REMOVE EXISTING ASPHALT (2-3' DEPTH) TO EXISTING SUSPENDED CONCRETE SLABS. DO NOT DAMAGE CONCRETE SLABS. NEW ASPHALT SHALL BE INSTALLED AS REQUIRED TO MATCH SURFACE ELEVATION OF ADJACENT EXISTING SIDEWALKS AND ROADWAYS, AND PROVIDE A SMOOTH FLAT SURFACE. SEE 2/SW2.
  - SHADED AREAS REPRESENT AREA REQUIRING REMOVAL AND REPLACEMENT OF EXISTING CONCRETE SIDEWALKS. CONTRACTOR SHALL REMOVE EXISTING CONCRETE SIDEWALKS AND CURBS AS SHOWN, AND SHALL EXCAVATE AS NECESSARY TO INSTALL NEW SIDEWALKS AS SHOWN ON 1/SW2.
  - NEW CONCRETE SHALL BE INSTALLED AS REQUIRED TO MATCH SURFACE ELEVATION OF ADJACENT EXISTING SIDEWALKS AND ROADWAYS, AND PROVIDE A SMOOTH FLAT SURFACE.



1 STATION SITE PLAN  
SW1 SCALE: NTS

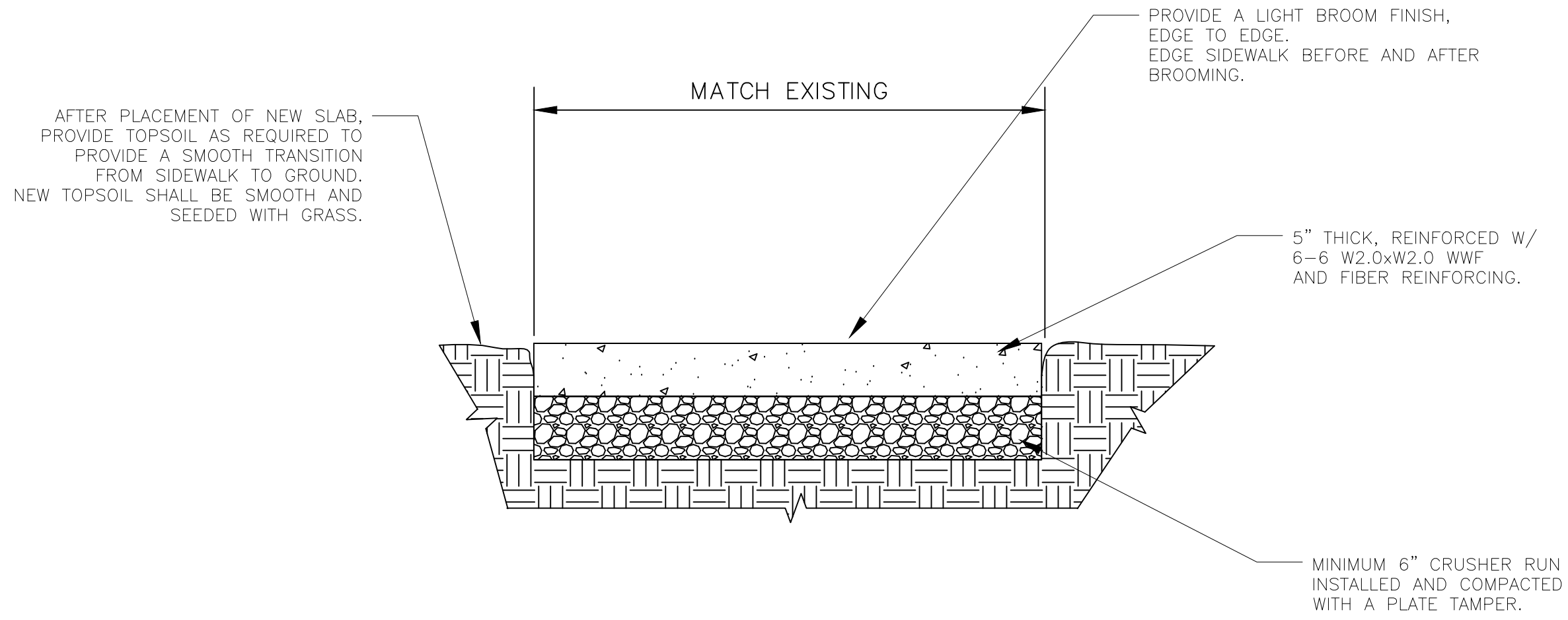


2 CONCRETE SIDEWALK REPLACEMENT  
SW1 SCALE: NTS

- NOTES
- SHADED AREAS REPRESENT AREA REQUIRING REMOVAL AND REPLACEMENT OF EXISTING CONCRETE SIDEWALKS. CONTRACTOR SHALL REMOVE EXISTING CONCRETE SIDEWALKS AND CURBS AS SHOWN, AND SHALL EXCAVATE AS NECESSARY TO INSTALL NEW SIDEWALKS AS SHOWN ON 1/SW2.
  - NEW CONCRETE SHALL BE INSTALLED AS REQUIRED TO MATCH SURFACE ELEVATION OF ADJACENT EXISTING SIDEWALKS AND ROADWAYS, AND PROVIDE A SMOOTH FLAT SURFACE.

Revisions	Date

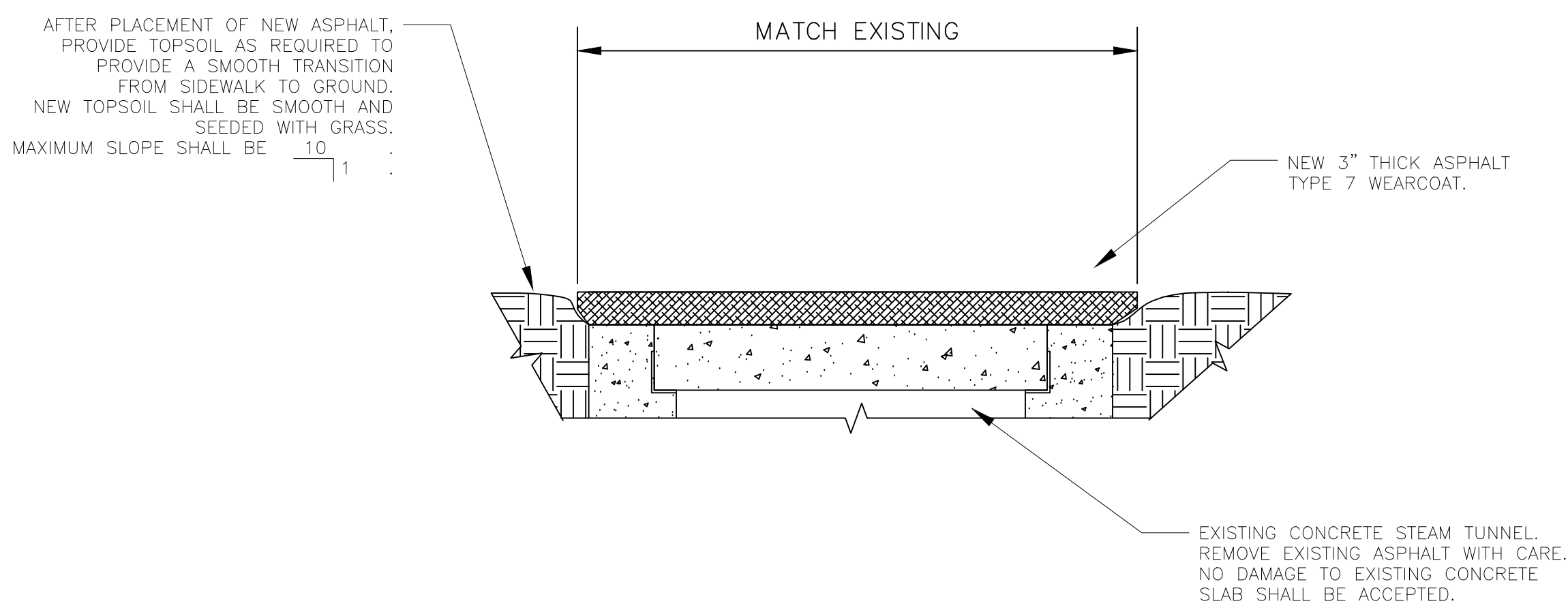
Drawing Title <b>PARTIAL PLANS</b>	Project Title <b>RENOVATE SIDEWALKS, STATION WIDE</b>	Date <b>04-04-13</b>	V.A.
Drawing File Number:	Building No. <b>76</b>	Checked <b>JAY</b>	
Approved: Facility Manager	Drawn <b>JAY</b>	DRAWING NO. <b>SW1</b>	
Approved: Medical Center Director	Location <b>BATH, NEW YORK</b>	Dwg. 2 Of 3	



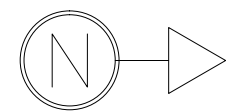
1  
SW2  
DETAIL OF CONCRETE SIDEWALK  
SCALE: 1"= 1'

NOTES

1. FORM SIDEWALK WITH WOOD OR METAL FRAMES. MATCH EXISTING WIDTH. IF WIDTH IS GREATER THAN 6'-0", PLACE A CONTROL JOINT AT MID WIDTH, RUNNING THE LENGTH OF THE SIDEWALK.
2. PLACE ASPHALT IMPREGNATED JOINT MATERIAL BETWEEN NEW CONCRETE AND EXISTING, OR AT ALL COLD JOINTS.
3. TOOL IN CONTROL JOINTS @ 4'-0" OC, FULL FROM ONE SIDE TO THE OTHER, AFTER CURE, SAW CUT THESE JOINTS TO 2" DEEP.
4. CONCRETE TRUCKS SHALL BE REJECTED ONCE 2HRS HAVE ELAPSED FROM THE START OF MIXING AS PRINTED ON THE BATCH TICKET.
5. WWF MESH SHALL BE PULLED UP DURING PLACEMENT SO THAT IT IS IN THE MID-HEIGHT OF THE SLAB.
6. SCREED THE SIDEWALK WITH A MAGNESIUM FLOAT. SURFACE SHOULD BE HAND-WORKED TO ENSURE IT IS TIGHT WITH NO STONE AT THE TOP.
7. SEAL CONCRETE WITH A SPRAY-ON SEALER.



2  
SW2  
DETAIL OF ASPHALT SIDEWALK  
SCALE: 1"= 1'



Revisions	Date

Drawing Title	Project Title			Date
SECTIONS	RENOVATE SIDEWALKS, STATION WIDE			04-04-13
Drawing File Number:	Project No.			528A6-13-625
Approved: Facility Manager	Date	Building No.	Checked	Drawn
		76	JAY	JAY
Approved: Medical Center Director	Date	Location		
		BATH, NEW YORK		
DRAWING NO. VAMC-528A6-1755				SW2
Dwg. 3 Of 3				

