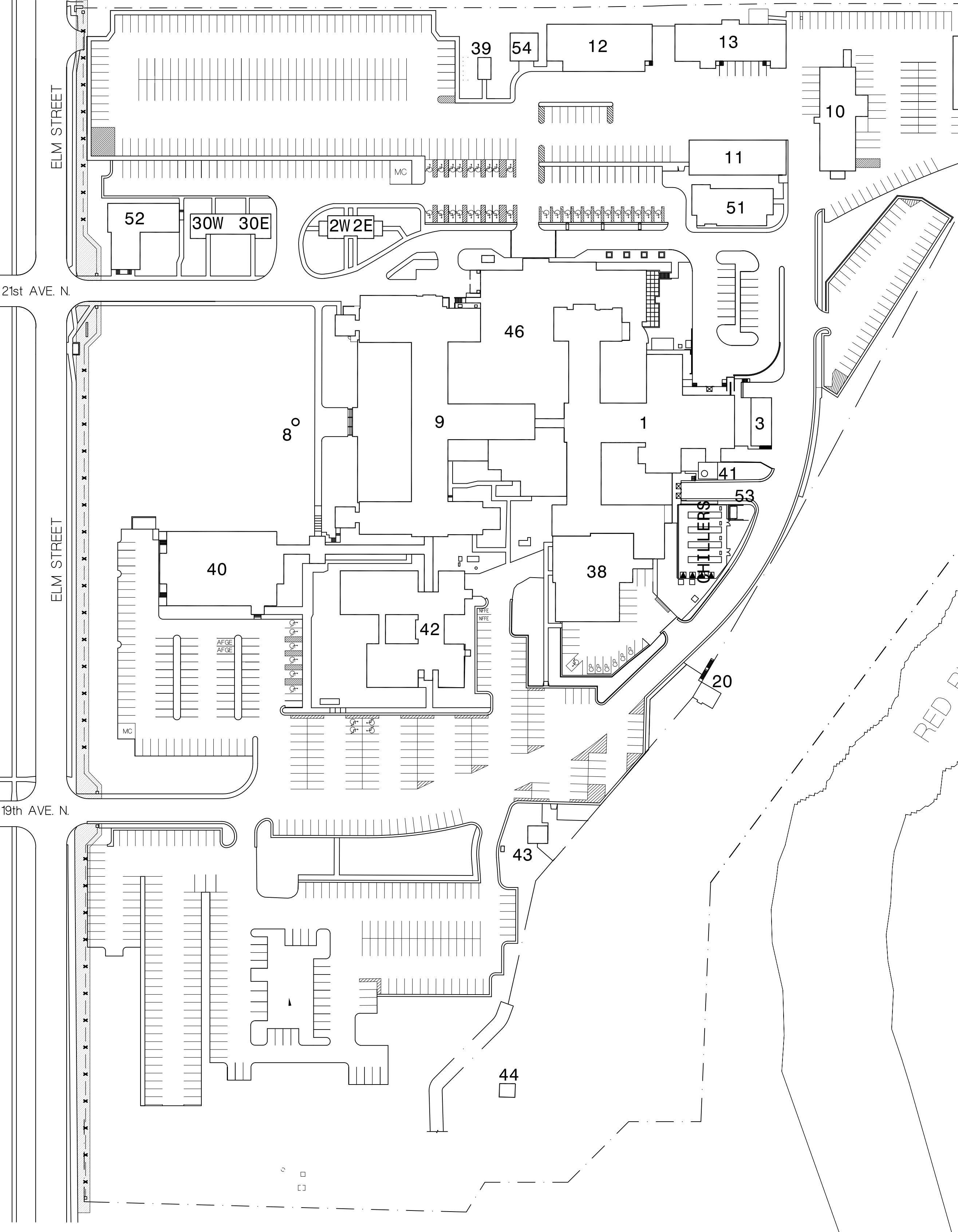


FARGO VA HEALTH CARE SYSTEM REPLACE PERIMETER FENCE - PHASE 1

Fargo, North Dakota

Project Number: 437-13-113



KEY TO SITE PLAN

CONTRACTOR STAGING AREA. SHARED WITH VA AND OTHER CONTRACTORS.

CONSTRUCTION AREA

SITE PLAN
1"=80'-0"

- BLDG. NO.
- 1 MEDICAL CENTER
 - 2 DUPLEX QUARTERS (2W AND 2E)
 - 3 ENGINEERING OFFICE
 - 8 FLAGPOLE
 - 9 MEDICAL CENTER
 - 10 BOILER PLANT
 - 11 MAINTENANCE GARAGE
 - 12 WAREHOUSE
 - 13 LAUNDRY
 - 20 PUMP STATION
 - 30 ADMINISTRATION OFFICES (30W AND 30E)
 - 38 ENGINEERING SHOPS
 - 39 HIGH VOLTAGE SWITCHGEAR BUILDING
 - 40 VBA REGIONAL OFFICE
 - 41 OXYGEN STORAGE TANK
 - 42 UND SCHOOL OF MEDICINE
 - 43 PICNIC SHELTER AND PATIO
 - 44 XCEL ENERGY BUILDING (NATURAL GAS)
 - 46 MEDICAL CENTER
 - 50 COLD STORAGE BUILDING
 - 51 HUMAN RESOURCES BUILDING
 - 52 ADMINISTRATION OFFICES BUILDING
 - 53 HAZMAT STORAGE BUILDING
 - 54 STORAGE BUILDING

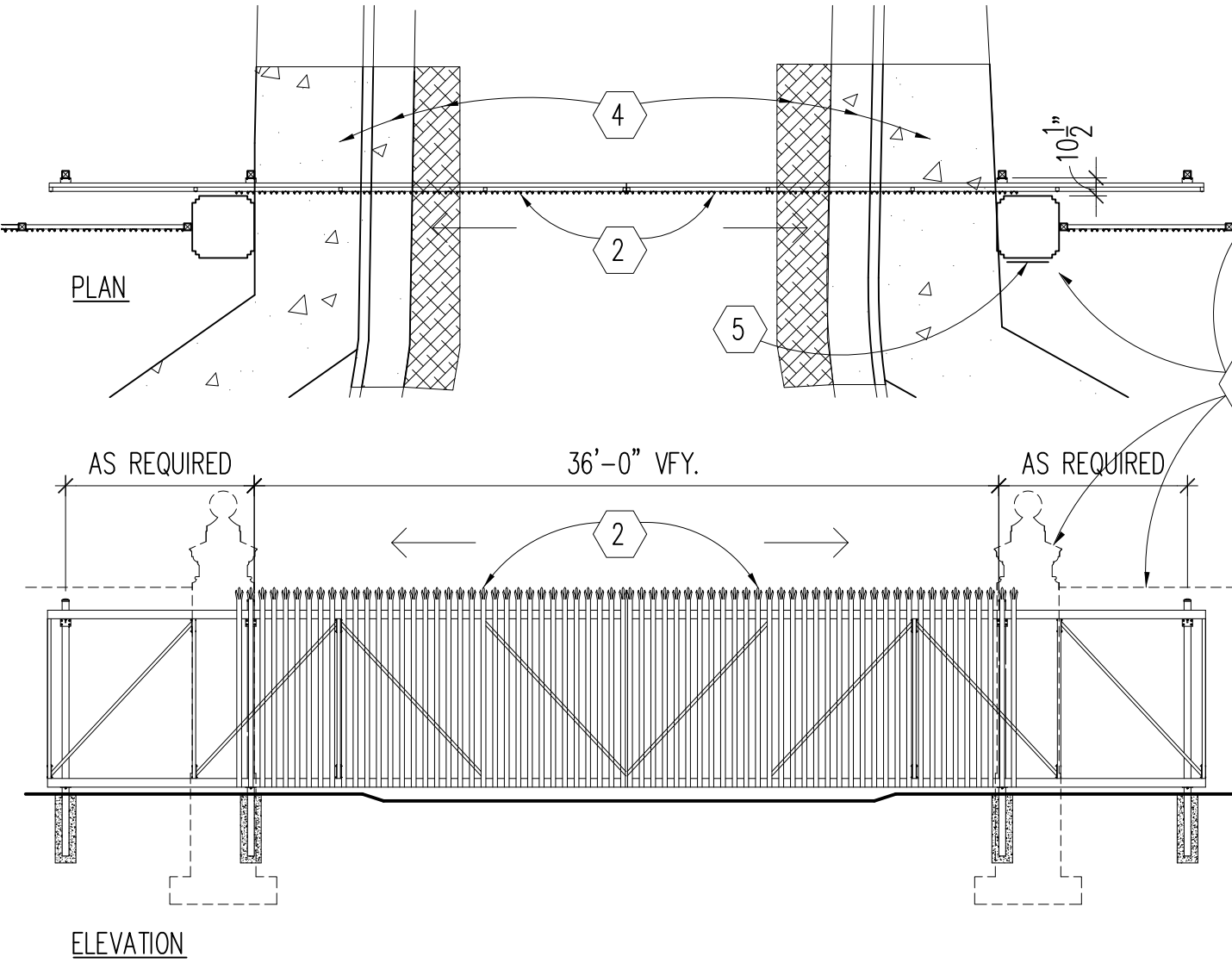
GENERAL NOTES

- THE FOLLOWING WILL APPLY, UNLESS OTHERWISE NOTED.
- GENERAL CONTRACTOR TO LOCATE UNDERGROUND UTILITIES.
 - SITE SECURITY TO BE MAINTAINED THROUGHOUT CONSTRUCTION OF PERIMETER FENCE. CONTRACTOR TO NOT REMOVE MORE FENCE THAN CAN BE INSTALLED IN ONE DAY. SECURE ALL GAPS/OPENINGS BETWEEN EXISTING AND INSTALLED FENCE BEFORE END OF WORK DAY.
 - CONTRACTOR RESPONSIBLE FOR TRAFFIC CONTROL AND SIGNAGE WHILE WORKING ON 19TH AVE N. AND 21ST AVE N. ENTRANCES TO VA.
 - CONTRACTORS ARE TO COORDINATE ALL WORK WITH THE PROJECT ENGINEER.
 - ALL DIMENSIONS ON DRAWINGS ARE APPROXIMATE; DRAWINGS ARE NOT TO BE SCALED. IT IS THE RESPONSIBILITY OF THE CONTRACTOR TO VERIFY ALL FIELD CONDITIONS AND PHYSICAL DIMENSIONS THAT INFLUENCE THE CONSTRUCTION AREA. IT IS RECOMMENDED THAT CONTRACTORS VISIT THE PROPOSED CONSTRUCTION SITE PRIOR TO SUBMITTING THEIR BIDS AND THEY ARE ENCOURAGED TO DO SO.
 - CONTRACTOR SHALL ADHERE STRICTLY TO STATE AND FEDERAL OCCUPATIONAL SAFETY AND HEALTH ADMINISTRATION (OSHA) STANDARDS.
 - CONTRACTOR SHALL PARK ONLY IN DESIGNATED PARKING AREAS AND NOT ON THE LAWN AREAS; THE ONLY EXCEPTION IS TO UNLOAD SUPPLIES OR EQUIPMENT.
 - CONTRACTOR IS RESPONSIBLE FOR THE SAFEGUARDING OF THEIR TOOLS AND EQUIPMENT. ALL TOOLS AND EQUIPMENT ARE NOT TO BE LEFT UNATTENDED AND ARE TO BE SECURED AT ALL TIMES WHEN THE CONTRACTOR IS NOT PRESENT, OR THE CONSTRUCTION SITE IS NOT SUPERVISED BY THE CONTRACTOR. ALL VA PROPERTY IS TO BE SAFEGUARDED FROM DAMAGE. ANY DAMAGED VA PROPERTY IS TO BE RESTORED TO ORIGINAL CONDITION PRIOR TO DAMAGE OR REPLACED COMPLETELY. THIS INCLUDES INSTALLATION, LABOR, AND PROCUREMENT EXPENSES. ALL DEMOLISHED MATERIAL BECOMES THE PROPERTY AND THE RESPONSIBILITY OF THE CONTRACTOR WITH THE EXCEPTION OF SPECIFIED ITEMS DESIGNATED EITHER IN THE PLANS OR VERBALLY REQUESTED BY THE PROJECT ENGINEER TO BE RETAINED BY THE VA.
 - OFFSITE DISPOSAL OF THE DEMOLISHED ITEMS IS THE RESPONSIBILITY OF THE CONTRACTOR.
 - CLEAN ALL DEBRIS FROM CONSTRUCTION SITE TO THE SATISFACTION OF THE PROJECT ENGINEER.
 - REPLACE ANY DAMAGED LAWN WITH TOP SOIL AND HYDROSEED. MAINTAIN UNTIL FULLY ESTABLISHED AND ACCEPTED BY PROJECT ENGINEER.
 - ACCESS TO ALL BUILDINGS AND PARKING AREAS MUST BE MAINTAINED THROUGHOUT THE PROJECT.

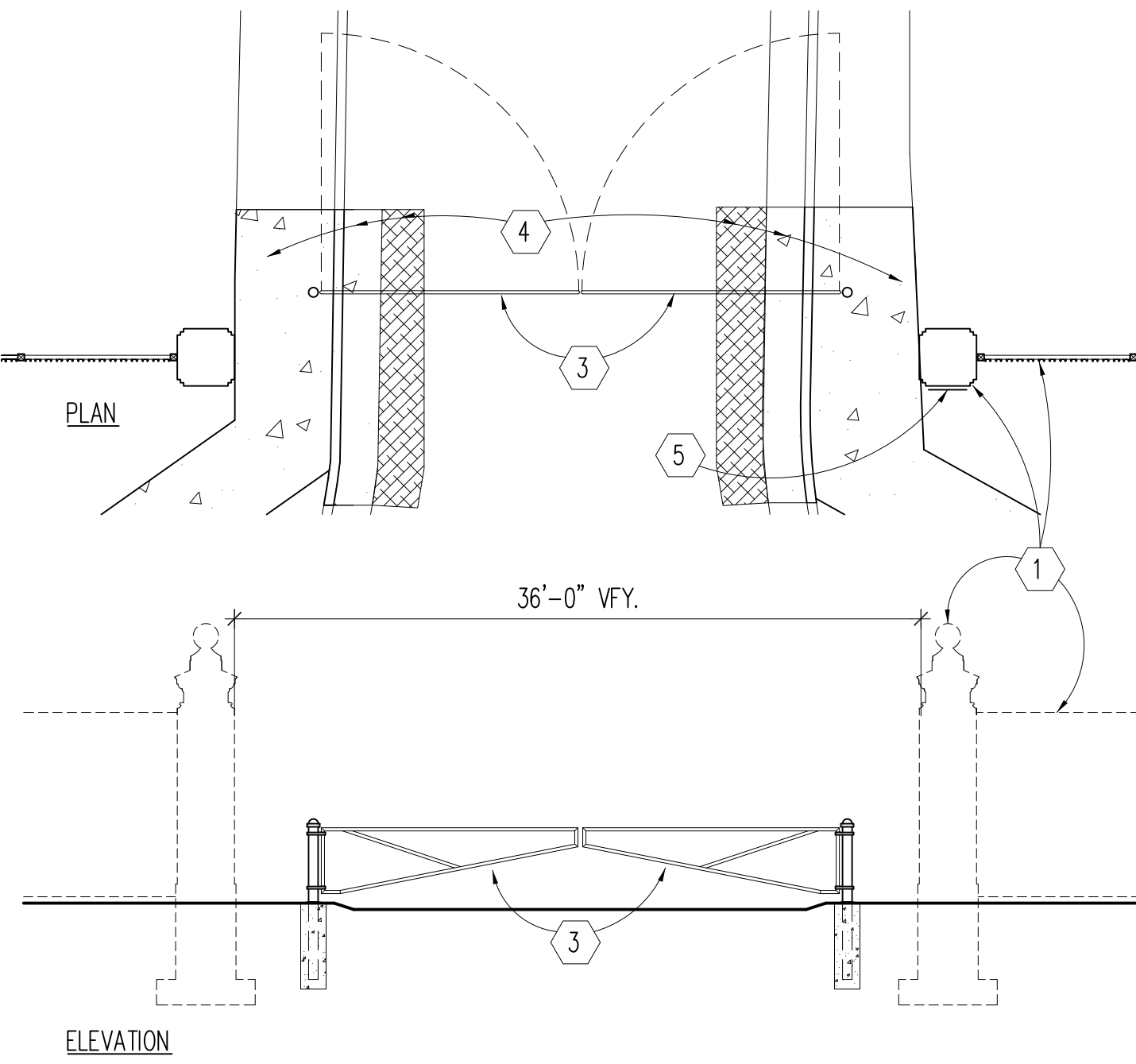
GENERAL
X1 COVER SHEET

ARCHITECTURAL
A1 SITE DEMOLITION PLANS
A2 PERIMETER FENCE PLANS AND ELEVATIONS
A3 PERIMETER FENCE ELEVATIONS
A4 PERIMETER FENCE ELEVATIONS

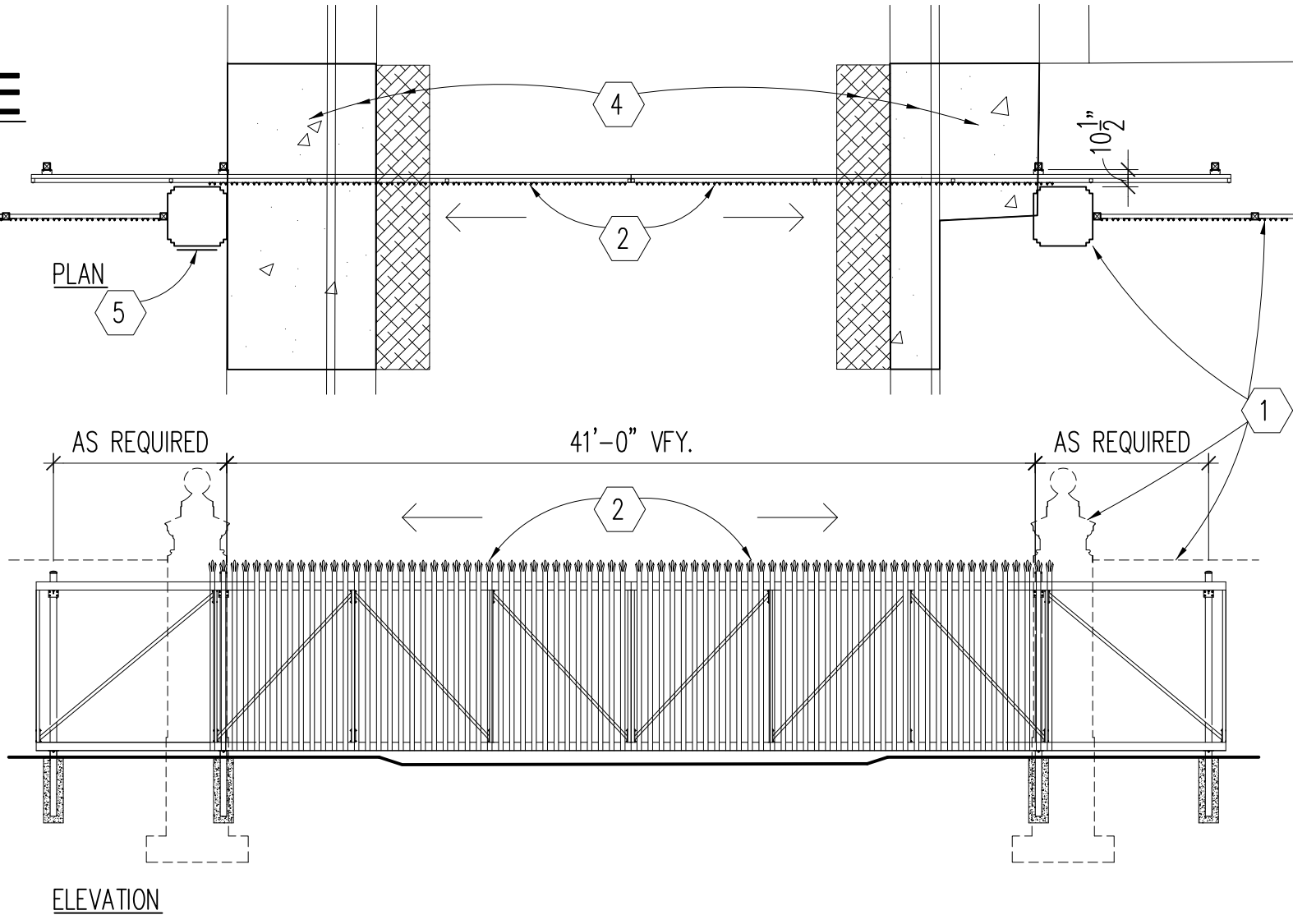
ELECTRICAL
E1 SITE DEMOLITION PLANS - ELECTRICAL
E2 SITE REMODELING PLANS - ELECTRICAL



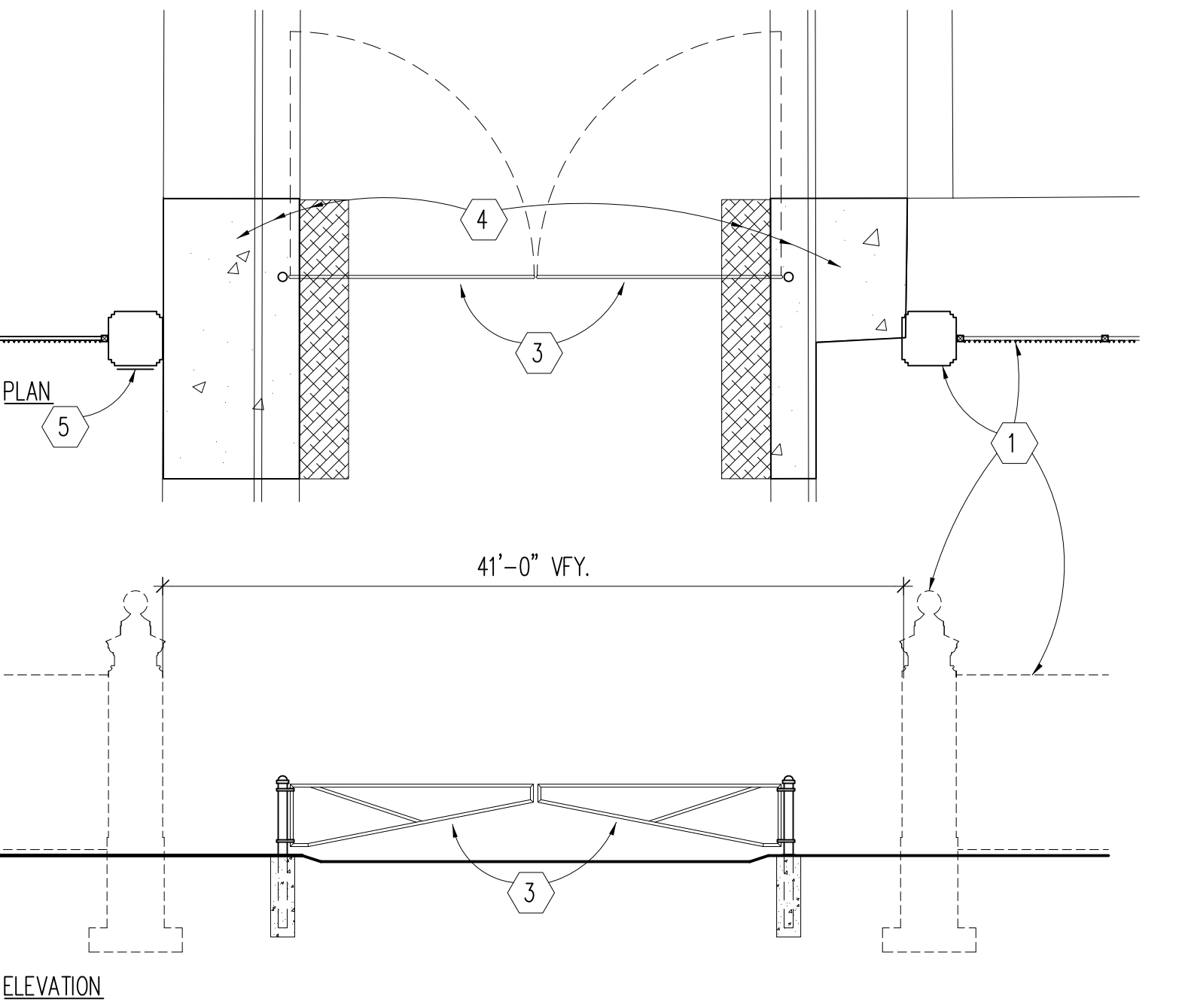
21ST AVE N. ENTRANCE GATE (BASE BID)



21ST AVE N. ENTRANCE GATE (DEDUCT ALT. NO. 1)



19TH AVE N. ENTRANCE GATE (BASE BID)



19TH AVE N. ENTRANCE GATE (DEDUCT ALT. NO. 1)

ENTRANCE GATE NOTES

SITE REMODELING LEGEND

- SEE PERIMETER FENCE PLANS & ELEVATIONS.
- MANUALLY OPERATED SLIDING CANTILEVER SECURITY GATE (BASE BID).
- SWING TYPE STEEL PIPE SECURITY GATE. VA FURNISHED AND INSTALLED. V.F.Y. SIZE (DEDUCT ALT. NO. 1)
- PATCH TO MATCH SIDEWALK, ASPHALT DRIVE & CURB & GUTTER WHERE DAMAGED DUE TO EXCAVATION & CONSTRUCTION. SEE DETAILS SHEET A1.
- INSTALL PLAQUE SALVAGED FROM PYLON DEMOLITION.

Dept. of Veterans Affairs
Health Care System
2101 Elm Street North
Fargo, ND 58102

IMAGE GROUP INC. Architecture & Interiors
MEN ENGINEERING, Electrical Engineers

403 CENTER AVENUE, SUITE 300
MOORHEAD, MN 56560

I hereby certify that this plan specification, or report was prepared by me or under my direct supervision, and that I am duly Registered Architect under the laws of the State of North Dakota.

Date 5/8/2013 Reg. No. 378

Drawing Title COVER SHEET		Project Title FARGO VA HEALTH CARE SYSTEM REPLACE PERIMETER FENCE - PHASE 1		Date MAY 8, 2013
VA Project No. 437-13-113	Contract No. VA263-P-1217 VA263-C-	Designed By RM	Checked By RM	Drawn By KS
Building No. SITE	AutoCAD File Name X1.dwg	Location FARGO VA HEALTH CARE SYSTEM FARGO, ND		Drawing No. X1
				Dwg 1 of 7