














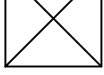



CEILING SYMBOLS

EXISTING FIXTURES TO BE REINSTALLED AT
EXACTLY SAME LOCATION, U.N.O.

-  SPRINKLER
 SPEAKER
 SMOKE DETECTOR
 CAN LIGHT
 EXIT SIGN
 NURSE CALL
 WIFI
 CAMERA
 CEILING

DEMOLISHED FIXTURES

- | | |
|---|---|
|  | NEW 2'X4' LIGHT FIXTURE PER SEPCS
TYPE 'A1'; SEE SHEET E1 |
|  | NEW 2'X2' LIGHT FIXTURE PER SEPCS
TYPE 'B1'; SEE SHEET E1 |
|  | NEW 2'X2' REGISTER |
|  | CEILING GRID AND CEILING TILE
(ACT-10 ARMSTRONG 895 2'X4' SQUARE EDGE
W/ ARMSTRONG ML 15/A6" EXPOSED TEE
SYSTEM (WHITE)) |
|  | CAMERA TO BE REPLACED |
|  | CAN LIGHT |
|  | NEW SUPPLY AIR GRILL |
|  | NEW RETURN AIR GRILL, 24"X24" |

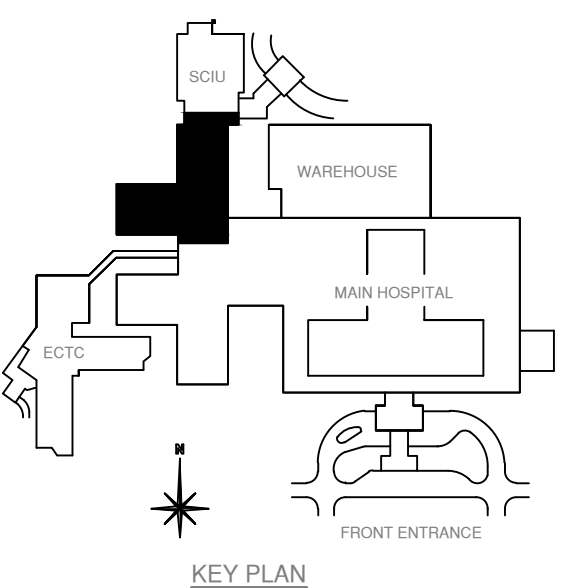
TYPICAL NOTES

1. COMMUNICATION DEVICES AND CEILING MOUNTED EQUIPMENT TO BE CENTERED IN CEILING TILE, U.O.N.
2. REFER TO ELECTRICAL DRAWINGS, FOR ELECTRICAL GENERAL NOTES AND LIGHTING DETAILS.
3. CEILING GRIDS TO BE INSTALLED EXACTLY AT THE LOCATION OF CEILING GRID REMOVED, U.O.N.
4. REFER TO SHEET A12 & A13 FOR TYP. CEILING DETAILS.
5. REFER TO SHEET A12 FOR FINISH SCHEDULE
6. ACCESS PANELS TO BE PAINTED TO MATCH ADJACENT CEILING FINISH U.O.N.
7. CEILING GRID ALIGNMENT TO BE REVIEWED BY RESIDENT ENGINEER
8. TYPICAL HOSPITAL CEILINGS TO BE 9'-4" A.F.F., U.O.N.

CEILING PLAN KEYNOTES: 31-40

31	EXPANSION JOINT (E.J.) TO BE REPLACED, SEE DETAILS ON A8	
32	NEW RETURN AIR GRILLE.	
33	SHORTEN OR EXTEND DUCTS AS REQUIRED FOR NEW LOCATION OF REGISTERS	

SEE SHEET A2 FOR PHASING PLAN
PHASE 'G' NOT IN CONTRACT



Y PLAN



Department of
Veterans Affairs



Date	04-04-2013
Project No.	671-13-105
DRAWING NO.	A10

Project Title		
SPINAL CORD INJURY UNIT CORRIDORS RENOVATION		
Building Number 1	Checked RM	Drawn NS
Location MURPHY MEMORIAL VETERANS		

Drawing Title
REFLECTED CEILING PLAN
Approved: Chief of Engineering
Approved: Associate Director

Approved: Service Chief	Approved: Service Chief
Concur M & O	Approved: Service Chief
Concur Bio—Med	Approved: Service Chief
Concur Safety	Approved: Service Chief
Approved: Service Chief	Approved: Admin. Officer

NOTE:
THE RESIDENT ENGINEER MUST
BE NOTIFIED 24 HOURS IN
ADVANCE OF ANY COMPROMISE IN
THE FIRE SUPPRESSION OR SMOKE
DETECTION SYSTEMS. A COPY OF
THE INTERIM LIFE SAFETY CODE
MEASURES MUST BE OBTAINED AND
FOLLOWED DURING CONSTRUCTION.

VA FORM 08-6231, DEC 1989.

0: 1994-557-74