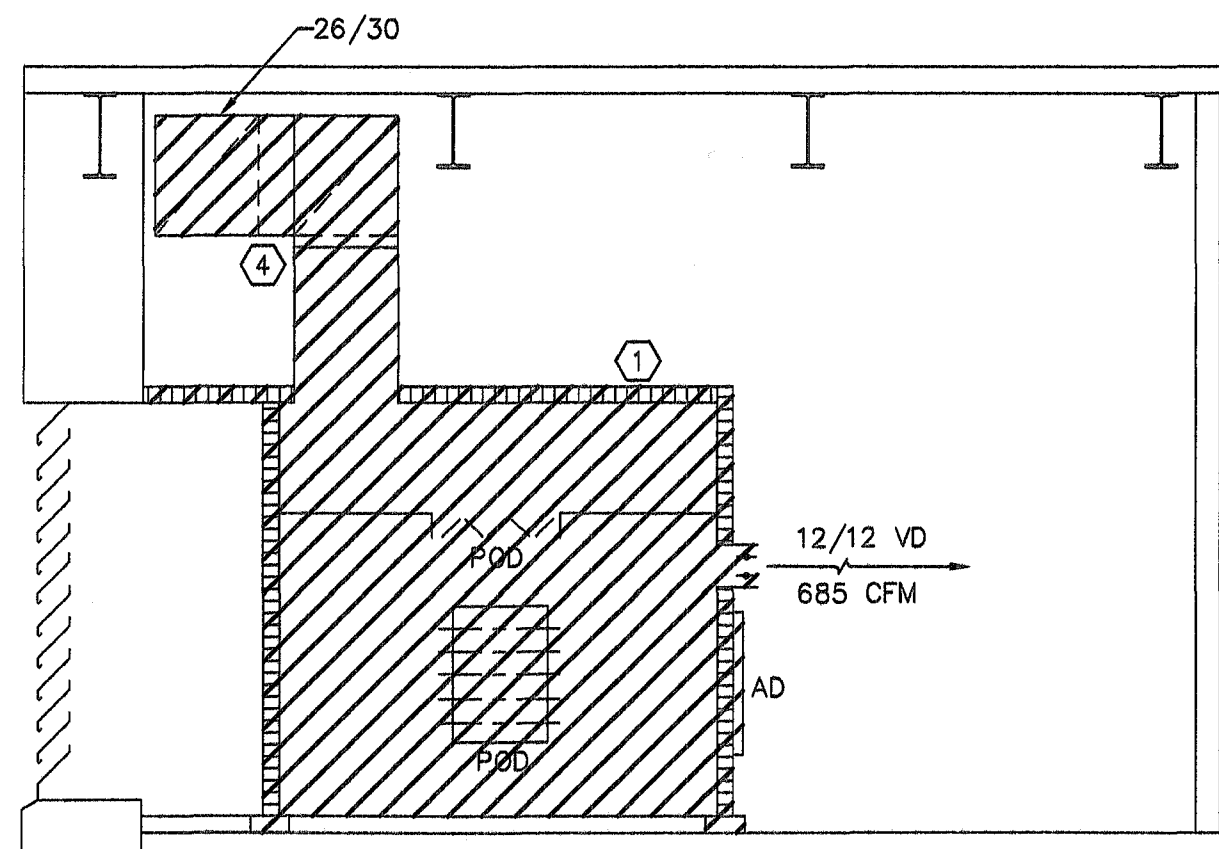
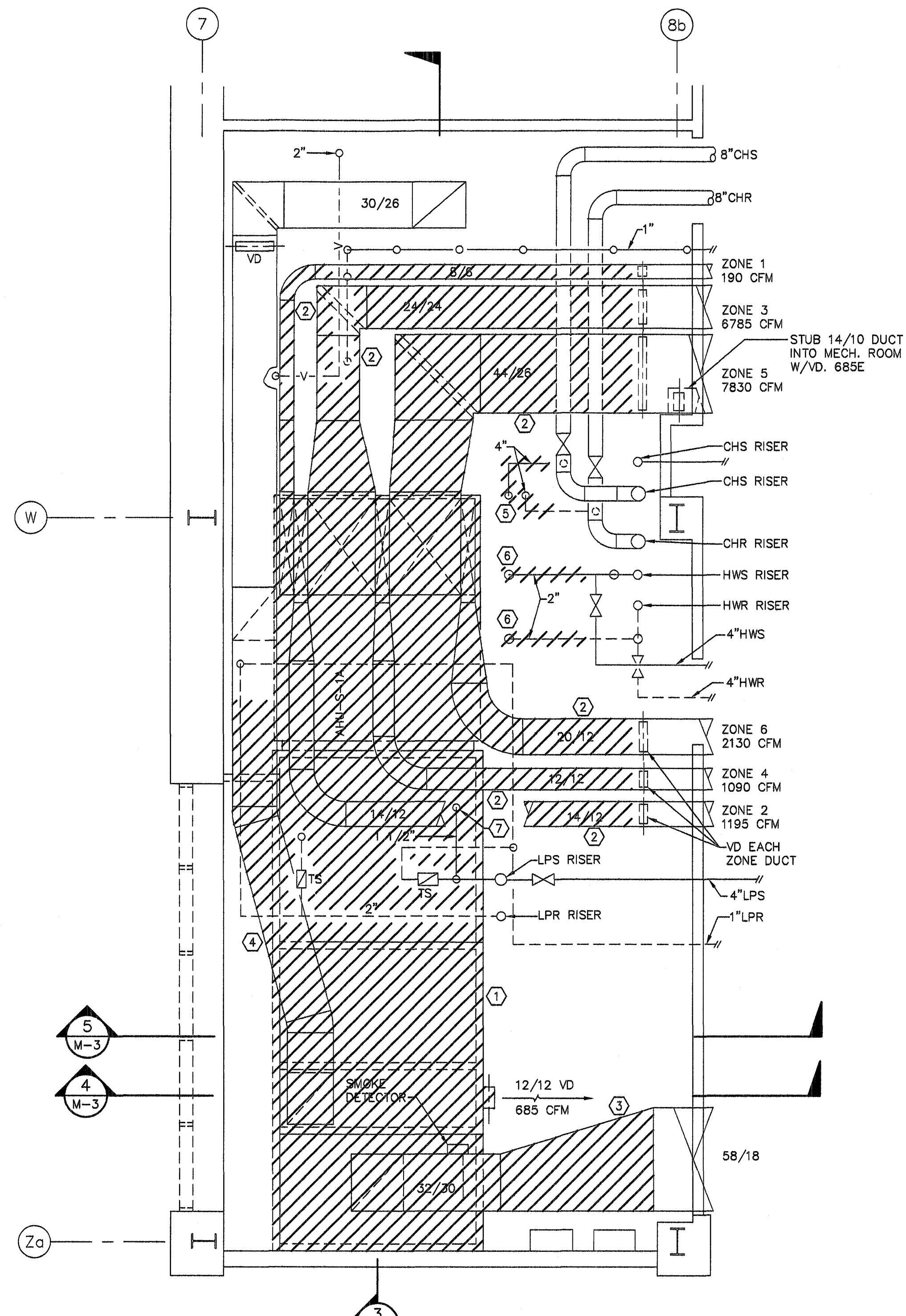


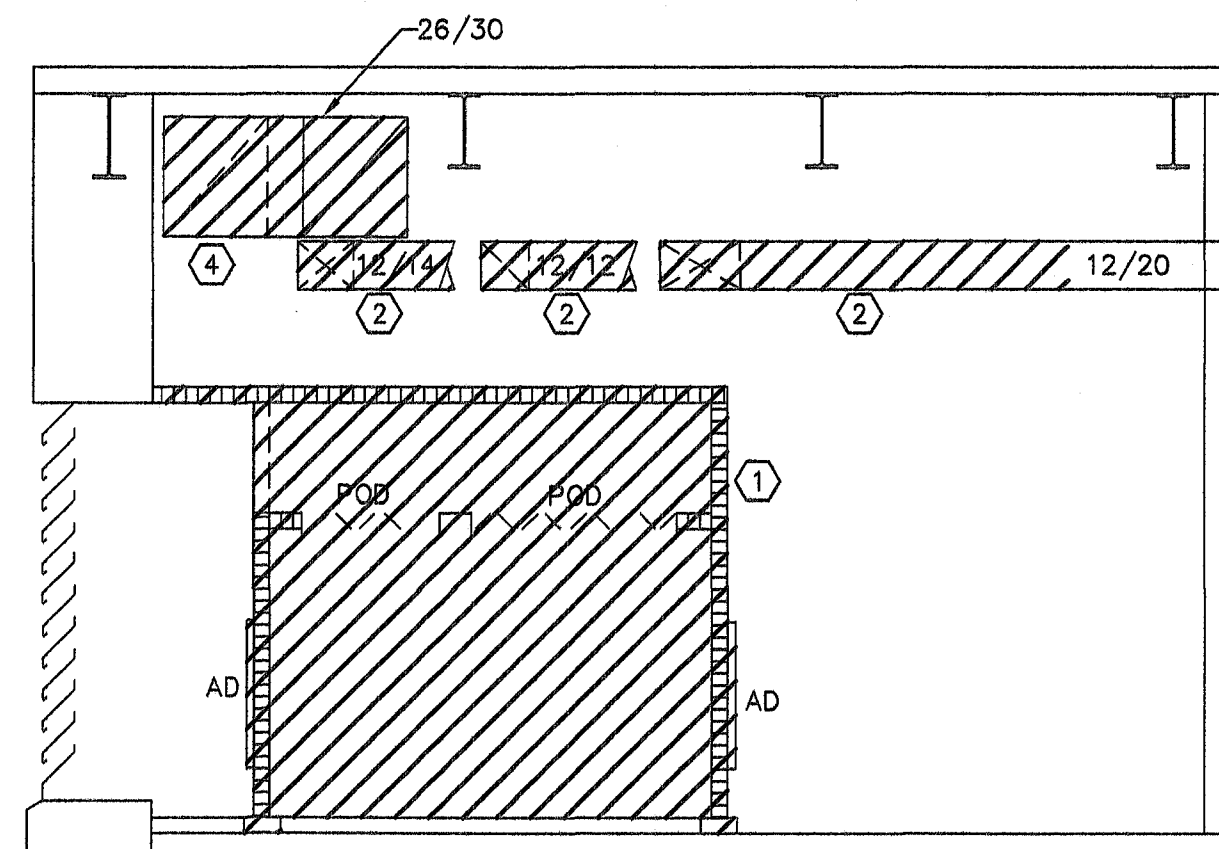
HVAC DEMOLITION PLAN
LOWER LEVEL ROOM 1A-121
SCALE: 1/4"=1'-0"



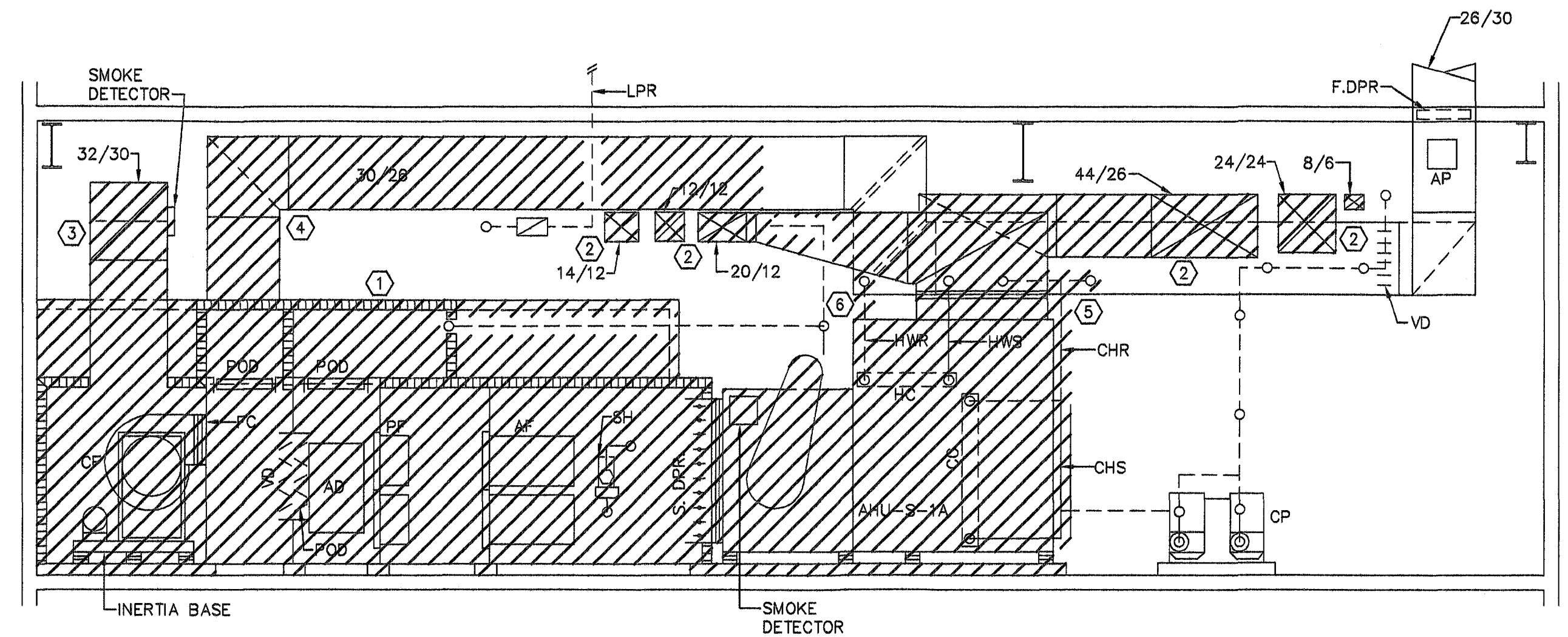
SECTION
SCALE: 1/4"=1'-0"



HVAC DEMOLITION PLAN
UPPER LEVEL ROOM 1A-121
SCALE: 1/4"=1'-0"



SECTION
SCALE: 1/4"=1'-0"




SECTION
SCALE: 1/4"=1'-0"

DEMOLITION NOTES:

- ① - DEMOLISH AND REMOVE EXISTING AIR HANDLING UNIT.
- ② - DEMOLISH AND REMOVE EXISTING SUPPLY AIR DUCTWORK. PREP END OF DUCT FOR NEW DUCTWORK CONNECTION.
- ③ - DEMOLISH AND REMOVE EXISTING RETURN AIR DUCTWORK. PREP END OF DUCT FOR NEW DUCTWORK CONNECTION.
- ④ - DEMOLISH AND REMOVE EXISTING EXHAUST AIR DUCTWORK. PREP END OF DUCT FOR NEW DUCTWORK CONNECTION.
- ⑤ - DEMOLISH AND REMOVE CHILLED WATER PIPING. PREP END OF PIPE FOR NEW PIPING CONNECTION.
- ⑥ - DEMOLISH AND REMOVE HEATING HOT WATER PIPING. PREP END OF PIPE FOR NEW PIPING CONNECTION.
- ⑦ - DEMOLISH AND REMOVE LOW PRESSURE STEAM SUPPLY PIPING. PREP END OF PIPE FOR NEW PIPING CONNECTION.
- ⑧ - DEMOLISH AND REMOVE LOW PRESSURE CONDENSATE RETURN PIPING TO BELOW MECH. ROOM FLOOR. PREP END OF PIPE FOR NEW PIPING CONNECTION.

GENERAL DEMOLITION NOTES:

1. COORDINATE DEMOLITION WORK WITH HOSPITAL STAFF TO ENSURE THAT FIRE ALARMS HAVE BEEN DEACTIVATED IN AFFECTED AREAS PRIOR TO BEGINNING DEMOLITION WORK AND PROVIDE DETAILS OF ALL PREPARATION WORK FOR DEMOLITION ACTIVITIES.
2. ALL CONTROL PANELS SHOULD BE FREE OF ABANDONED PNEUMATIC TUBING AND ELECTRICAL WIRING. ALL ABANDONED PNEUMATIC TUBING AND ELECTRICAL WIRING SHOULD BE PROPERLY TERMINATED IN PULL BOXES ABOVE CONTROL PANELS. PROPER TERMINATION OF PNEUMATIC TUBING SHOULD BE WITH BARBED PLUGS.



<p>RE-ISSUED FOR CONSTRUCTION 12/02/11</p> <p>ISSUED FOR CONSTRUCTION 05/06/11</p> <p>Revisions: _____</p>	<p>Drawn By: LPM</p> <p>Checked: CVW</p> <p>Recommended: M & O General Foreman</p> <p>Recommended: Chief, Construction Management</p>	<p>Recommended: Chief, Engineering Dept.</p> <p>Recommended: Safety Manager</p> <p>Recommended: Informatics Manager</p> <p>Recommended: Med. Center Epidemiologist</p>	<p>Recommended: ACOS/Research</p> <p>Recommended: Energy Engineer</p> <p>Recommended: GEMS Coordinator</p> <p>Recommended:</p>	<p>JOHNSON, LASHOBER & ASSOCIATES, P.C. ENGINEERS • DESIGNERS • CONSULTANTS LANDSCAPE ARCHITECTS 1296 BROAD ST., AUGUSTA, GEORGIA 30901 PHONE: (706) 724-5755 FAX: (706) 724-3955</p>	<p>Approved:</p> <p>FACILITY MANAGEMENT EXECUTIVE</p> <p>Approved:</p> <p>MEDICAL CENTER DIRECTOR</p>	<p>Project Title: Correct AHU/HVAC Deficiencies, Phase 5 Building 801 - Downtown Division</p> <p>Drawing Title: MECH. ROOM 1A-121 HVAC DEMOLITION PLANS</p>	<p>Date: 8/30/10</p> <p>Project No. 509-10-120</p> <p>Drawing No. M-3</p> <p>Dwg. 4 of 18</p>	<p>Department of Veterans Affairs VAMC Augusta, Georgia Engineering Service (138)</p>
--	---	--	--	--	---	---	---	--