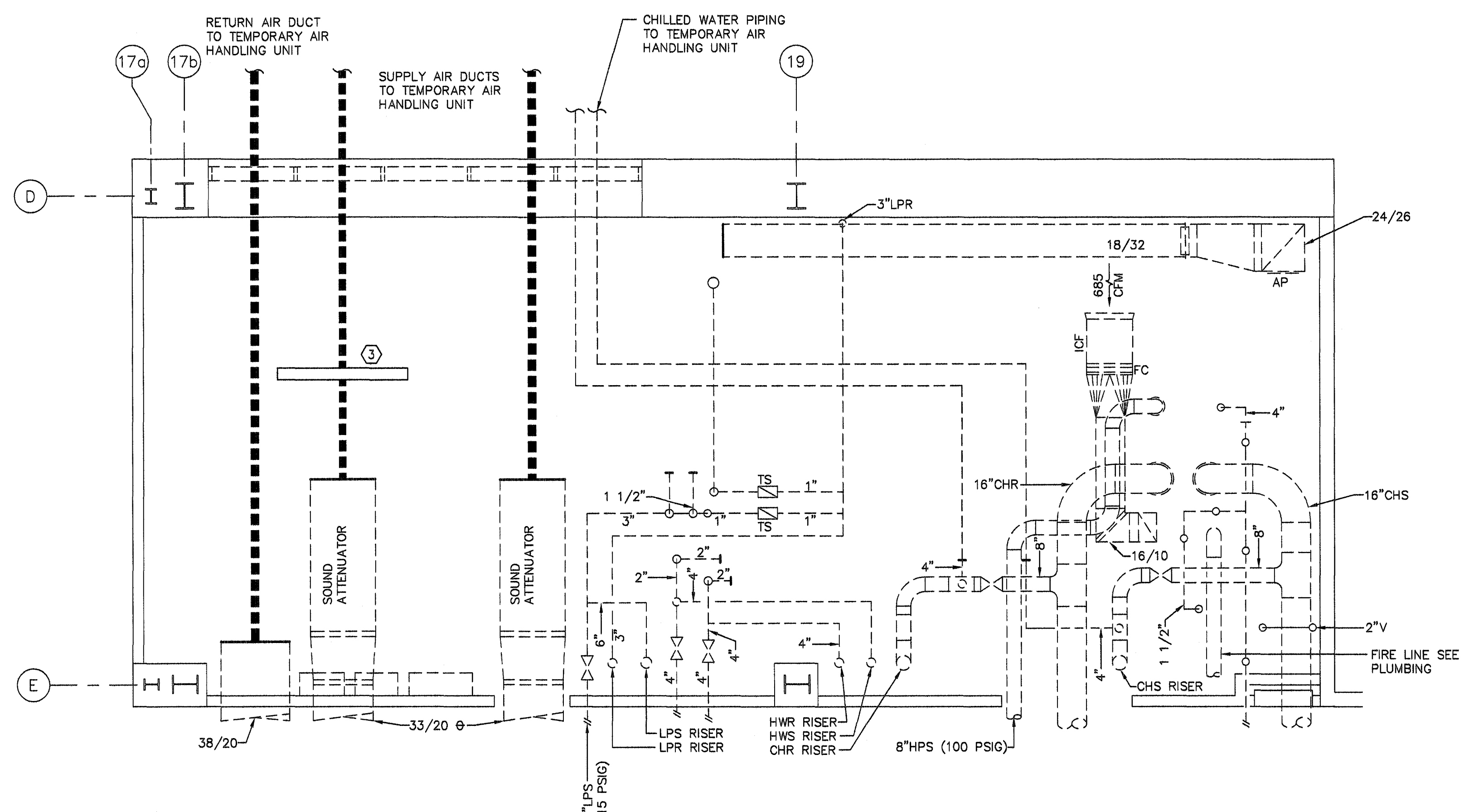
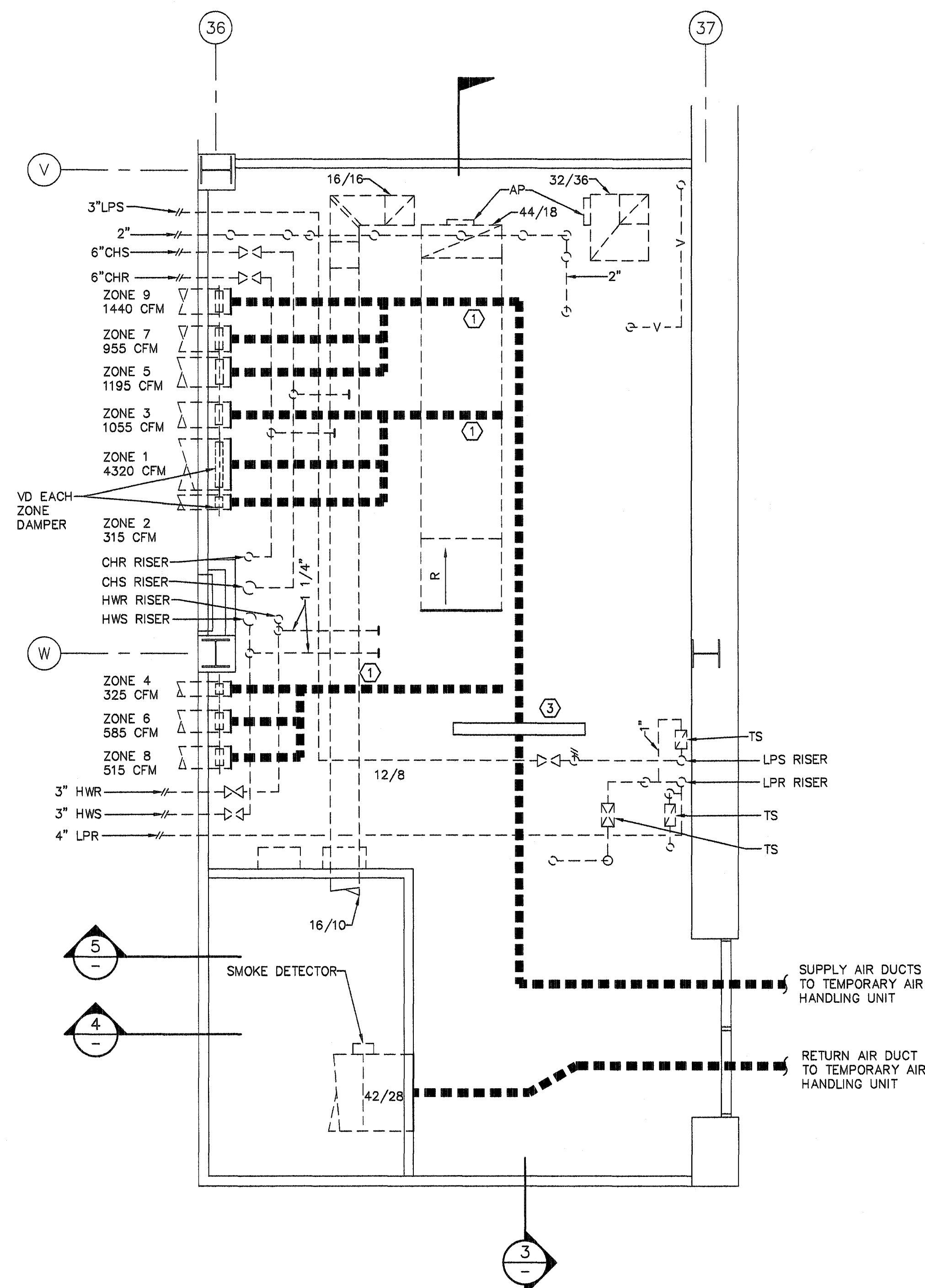


TEMPORARY HVAC HOOK-UP PLAN
ROOM 1A-121
SCALE: 1/4"=1'-0"




TEMPORARY HVAC HOOK-UP PLAN
ROOM 1B-115
SCALE: 1/4"=1'-0"



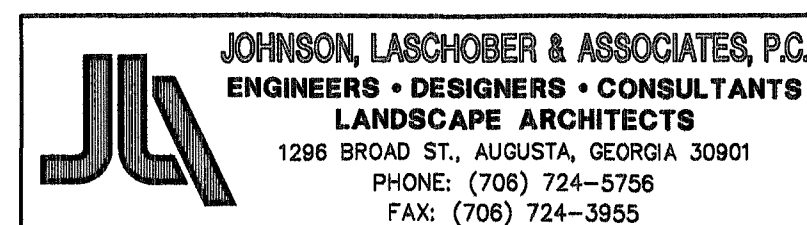
TEMPORARY HVAC HOOK-UP PLAN
ROOM 1C-122
SCALE: 1/4"=1'-0"

CONSTRUCTION NOTES:

- 1 - PROVIDE SUPPLY AIR TRANSITION W/ (3) SUPPLY AIR DUCTS, ONE FOR EACH HVAC ZONE. PROVIDE MANUAL VOLUME DAMPER ON EACH DUCT FOR AIR BALANCE.
- 2 - PROVIDE TEMPORARY HOT WATER HEATING COIL HC-1. CONNECT TO TEMPORARY HOT AIR SUPPLY DUCT. PROVIDE TEMPORARY HEATING HOT WATER PIPING TO HC-1. TEMPORARY COIL WILL BE THROTTLED MANUALLY AS REQUIRED TO PROVIDE DESIRED SUPPLY AIR TEMPERATURES.
- 3 - PROVIDE TEMPORARY HOT WATER HEATING COIL HC-2. CONNECT TO TEMPORARY HOT AIR SUPPLY DUCT. PROVIDE TEMPORARY HEATING HOT WATER PIPING TO HC-2. TEMPORARY COIL WILL BE THROTTLED MANUALLY AS REQUIRED TO PROVIDE DESIRED SUPPLY AIR TEMPERATURES.



RE-ISSUED FOR CONSTRUCTION	12/02/11	Drawn By:	LPM	Recommended:	Chief, Engineering Dept.
ISSUED FOR CONSTRUCTION	05/06/11	Checked:	CVW	Recommended:	ACOS/Research
Revisions:	Date:	Recommended:	M & O General Foreman	Recommended:	Energy Engineer
		Recommended:	Chief, Construction Management	Recommended:	GEMS Coordinator
		Recommended:		Recommended:	
		Recommended:		Recommended:	
		Recommended:		Recommended:	
		Recommended:		Recommended:	



Approved:	Project Title:	Date:
FACILITY MANAGEMENT EXECUTIVE	Correct AHU/HVAC Deficiencies, Phase 5	8/30/10
Approved:	Building 801 - Downtown Division	Project No.
MEDICAL CENTER DIRECTOR		509-10-120
	Drawing Title:	Drawing No.
	TEMPORARY HVAC	M-13
	HOOK-UP PLANS	Dwg. 14 of 18

