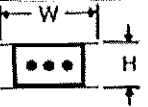
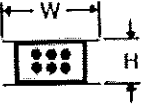
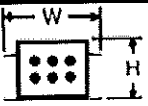
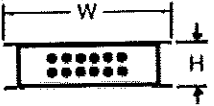


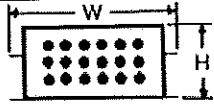




**Common Cable Bus Systems****600V**

TYPICAL CROSS SECTION	SYSTEM AMPACITY	HEIGHT (H)	WIDTH (W)	# OF CONDUCTORS PER PHASE
	800A	6"	12 1/2"	1-750 MCM
	1200A	6"	12 1/2"	2-500 MCM
	1600A	8"	12 1/2"	2-750 MCM
	2000A	6"	21 1/2"	4-500 MCM
	2500A	6"	21 1/2"	4-500 MCM
	3000A	8"	21 1/2"	4-750 MCM
	4000A	10"	21 1/2"	6-750 MCM
	5000A	10"	27 1/2"	8-750 MCM
	6000A	10"	27 1/2"	9-750 MCM

- Systems shown are 3 Phase / 3 Wire without system ground.
- Systems can be 3 Phase / 4 Wire with full, half, or partial neutral with or without a system ground.
- Combining circuits within the same enclosure is available.
- For CSA equivalent data please contact the factory.
- For additional amperage and voltage requirements please contact the factory.