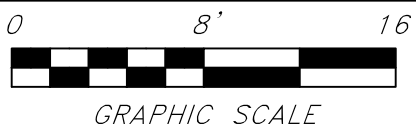


FIRST FLOOR PLAN

SCALE: 1/8" = 1'-0"

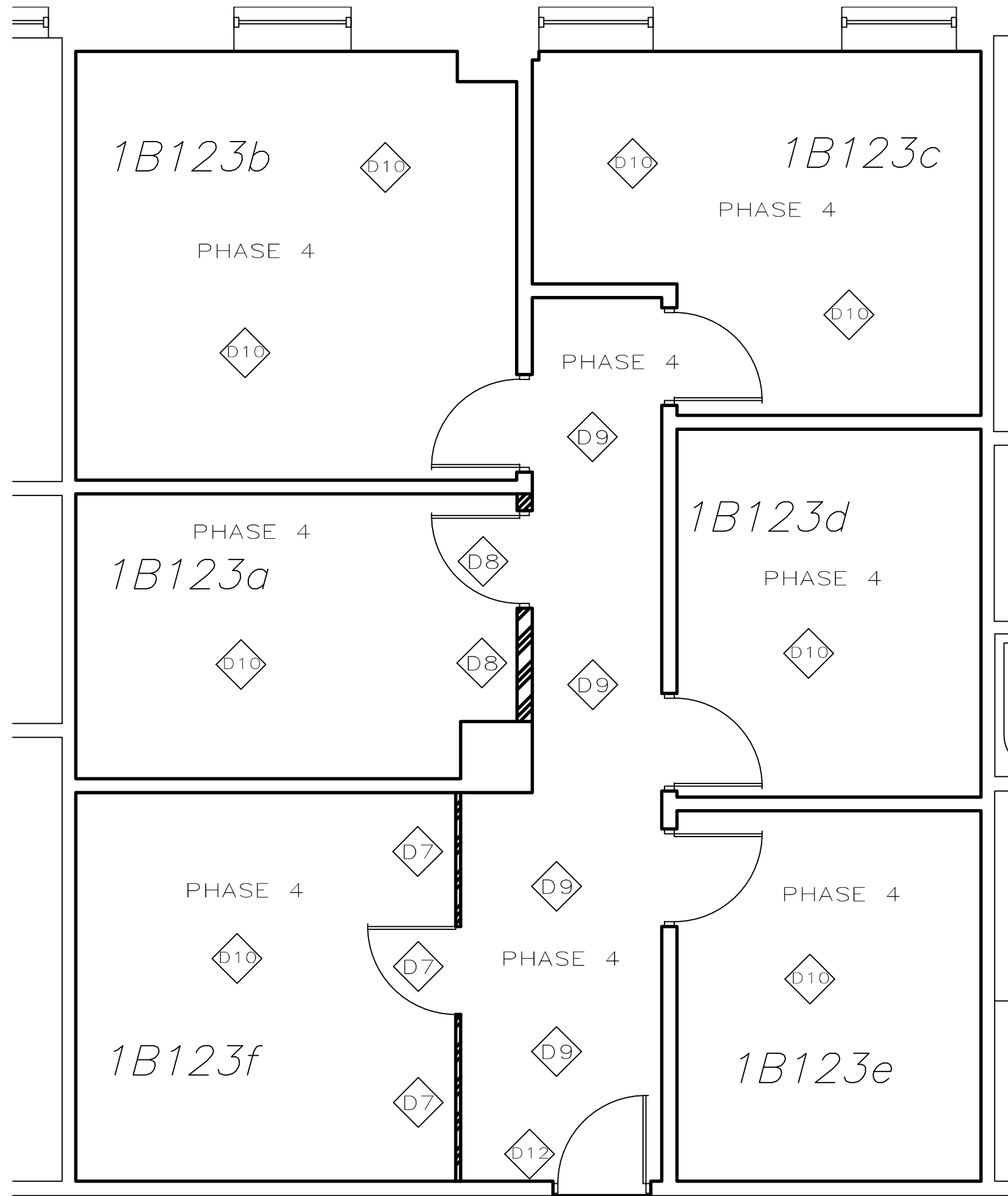
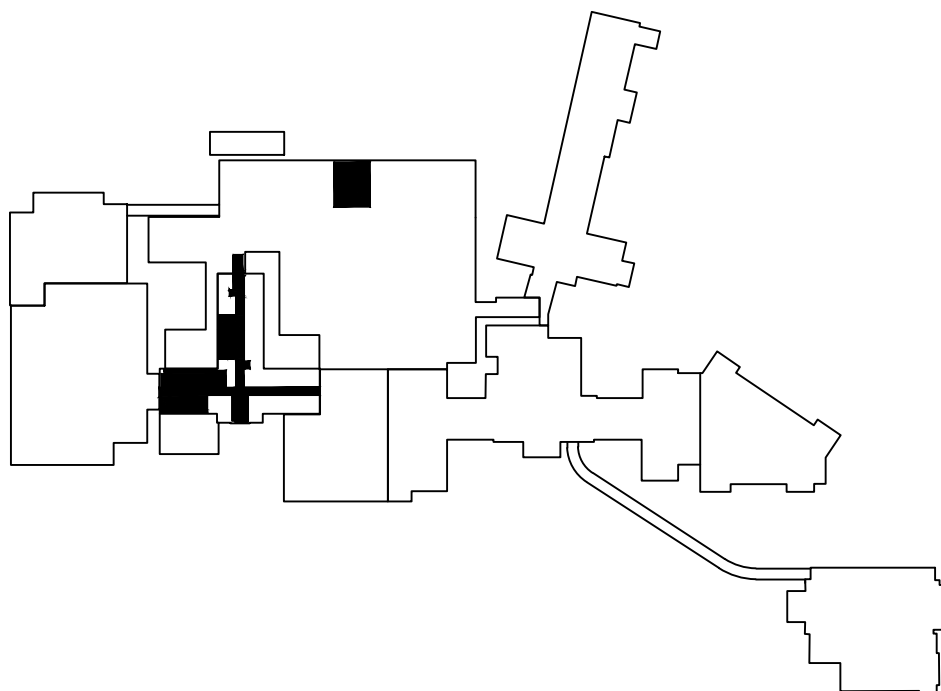


CEILING NOTES

1. CONTRACTOR SHALL SUBMIT PLAN FOR CEILING LAYOUT FOR APPROVAL/DISAPPROVAL PRIOR TO INSTALLATION.

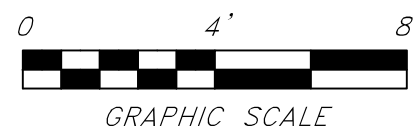
2. CONTRACTOR SHALL CUTOUT ALL EXISTING FIRE SAFETY DEVICES (I.E. SPRINKLER HEADS, SPEAKERS, EXIT SIGNS ETC.). SOME DEVICES MAY REQUIRE PARTIAL DISASSEMBLY FOR CEILING DEMOLITION TO BE COMPLETED BY RESPECTIVE TRADES.

LIST OF DRAWINGS	
DRAWING NUMBER	TITLE
1	RENOVATE REHAB & QM SUITES -PROPOSED DEMOLITION
2	RENOVATE REHAB & QM SUITES -PROPOSED RENOVATION
3	RENOVATE REHAB & QM SUITES -PROPOSED RENOVATION DETAILS
4	RENOVATE REHAB & QM SUITES -PROPOSED ELECTRICAL & CEILING DETAIL
5	RENOVATE REHAB & QM SUITES -PROPOSED RENOVATION SCHEDULE
6	RENOVATE GROUND FLOOR BLDG 1 -PROPOSED DEMOLITION
7	RENOVATE GROUND FLOOR BLDG 1 -PROPOSED RENOVATION
8	RENOVATE GROUND FLOOR BLDG 1 -PROPOSED RENOVATION DETAILS
9	RENOVATE GROUND FLOOR BLDG 1 -PROPOSED RENOVATION SCHEDULE



FIRST FLOOR PLAN

SCALE: 1/4" = 1'-0"



DEMOLITION NOTES

1. REMOVE MIRRORS, SHELVES, COAT RACKS, AIR FRESHENERS, WALL MOUNTED LIGHTS, DOOR STOPS, TOILETS, GRAB BARS, URINALS, AND SINKS AND STORE ONSITE FOR REINSTALLATION. DEMO HAND DRYERS, PAPER TOWEL, SOAP, AND TOILET PAPER DISPENSERS, FLOOR AND WALL TILE, AND TOILET PARTITIONS. PATCH WALLS AND PREPARE FOR NEW FINISHES.
2. DEMO CORNER GUARDS, HANDRAILS, HAND SANITIZER DISPENSERS, FLOOR TILE, VINYL WALL COVERING, TERRAZZO AND VINYL BASE. PATCH VOID LEFT BY TERRAZZO WITH CONCRETE. APPLY (2) LAYERS MINIMUM OF ARDEX SELF-LEVELING CONCRETE OVER ENTIRE FLOOR. PATCH WALLS AND PREPARE FOR NEW FINISHES. REMOVE SIGNS AND TURN OVER TO VA. SEE TERRAZZO DETAIL.
4. DEMO DOOR FRAME, HEADER, METAL STUDS IN HALL TO MAKE FLUSH WITH CORRIDOR AND CEILING. PATCH WALLS AND PREPARE FOR NEW FINISHES AND CEILING TILE AND GRID ALTERATION.
5. DEMO GLASS STOREFRONT WINDOWS AND FRAME. PATCH WALLS AND PREPARE FOR NEW WALL CONSTRUCTION AND CEILING TILE AND GRID ALTERATION.
6. REMOVE EXISTING FURNITURE AND STORE ONSITE FOR REINSTALLATION. DEMO CARPET TILE AND VINYL BASE. PREPARE FOR NEW FINISHES.
7. DEMO MODULAR WALL, DOOR, CARPET TILE, WALL BASE AND VINYL WALL COVERING. PREPARE FOR NEW LIGHT SWITCH, ELECTRICAL OUTLET, CEILING GRID RECONFIGURATION, AND RELOCATION OF HVAC SUPPLY OUTLET AND LIGHT FIXTURES.
8. DEMO WEST WALL, DOOR, WALL BASE, CARPET TILE, AND VINYL WALL COVERING. PREPARE FOR NEW WALL, DOOR, LIGHT SWITCH, ELECTRICAL AND DATA OUTLETS.
9. DEMO CARPET TILE, WALL BASE, VINYL WALL COVERING. PREPARE FOR NEW CEILING TILE AND GRID CONFIGURATION.
10. DEMO CARPET TILE, WALL BASE, VINYL WALL COVERING. PREPARE FOR NEW FINISHES.
11. DEMO EXISTING FURNITURE, CARPET TILE, AND VINYL BASE. PATCH WALLS AND PREPARE FOR NEW FINISHES.
12. DEMO LIGHT SWITCH. PREPARE FOR RELOCATION ABOVE CURRENT LOCATION.

GENERAL NOTES

1. PRIOR TO WORK, ALL CONTRACTOR EMPLOYEES AND SUBCONTRACTORS SHALL ACQUIRE VA APPROVED BADGES, VETTED THROUGH FINGERPRINTING AND BACKGROUND CHECKS. ALL EMPLOYEES SHALL HAVE MINIMUM 10-HOUR OSHA APPROVED SAFETY TRAINING. FOREMEN SHALL HAVE MIN 30-HOUR OSHA CERTIFICATION. SEE SPECS FOR ADDITIONAL INFO.
2. ALL WORK SHALL BE ACCOMPLISHED TO MINIMIZE DISRUPTION TO VA OPERATIONS AND CONDUCTED IN OTHER THAN THE NORMAL 8AM-4:30PM, MONDAY-FRIDAY.
3. ALL WORK SHALL HAVE NEGATIVE AIR AND HEPA FILTERS. PROVIDE WALK-OFF MATS AT JOB ENTRANCE AREAS. PROVIDE TEMPORARY BARRIERS OF METAL STUD & DRYWALL WITH ALL SEAMS TAPED. BARRIERS SHALL BE INCLUDED ABOVE THE CEILING TILE TO THE DECK TO ENSURE NO FILTRATION OVER EXISTING CEILINGS.
4. CONTRACTOR SHALL MAINTAIN QUALITY CHECKS ON EXISTING FLOORS AND SWEEP/MOP AS REQUIRED.
5. ALL EMPLOYEE PARKING SHALL BE IN GRAVEL SPACES AROUND BLDG 28 WAREHOUSE ON WESTERN RIDGE. NO JOB SITE TRAILER AROUND MEDICAL CENTER. COORDINATE DUMPSTER LOCATIONS WITH COR.
6. WORK SHALL BE CONDUCTED IN 4 PHASES TO ENSURE MINIMAL DISRUPTION. COORDINATE WORK ACTIVITIES TO ENSURE MINIMAL DOWNTIME AT ALL TIMES. PROTECT EXISTING FURNISHINGS IN WORK AREAS THAT WILL BE OCCUPIED BY VA DURING NORMAL WORK HOURS.
7. GENERAL SCOPE OF PROJECT IS TO RENOVATE FINISHES IN THE HALLS, BATHROOMS, AND VENDING AREAS IN BLDG 1 AS INDICATED ON PLANS AND SPECS.
8. COORDINATE WITH COR WHICH SIGNS ARE TO BE STORED AND REINSTALLED.
9. WHERE NEW FLOORS ARE INDICATED FOR INSTALLATION, CONTRACTOR SHALL PREPARE SURFACES WITH (2) LAYERS MINIMUM OF ARDEX SELF-LEVELING CONCRETE.
10. UNLESS STATED OTHERWISE, GENERAL NOTES APPLY TO ALL DRAWING SHEETS.
11. ALL PAINTING SHALL HAVE 1 COAT PRIMER AND 2 COATS PAINT OF SHERWIN WILLIAMS BRAND. SEE SCHEDULE.
12. ALL CORRIDOR FURNITURE (I.E. MAGAZINE RACKS, DISPLAY CASES, CLOCKS, ETC) SHALL BE REMOVED AND STORED DURING DEMO AND REINSTALLED AFTER RENOVATION.
13. PROTECT NON REMOVABLE ITEMS (I.E. WATER FOUNTAIN, PHONE BOOTH, ETC) THROUGHOUT PROJECT DURATION.
14. REMOVE ALL ARTWORK AND TURN OVER TO VA.
15. PAINT ALL DOOR FRAMES (BOTH SIDES) AND HOLLOW METAL DOORS (PT 1) ON BOTH SIDES. MULTIPLE COATS MAY BE REQUIRED FOR COMPLETE COVERAGE.
16. CONTRACTOR SHALL VERIFY WORK AREA CONDITIONS AND REQUIREMENTS. PROVIDE SUBMITTALS OF ALL PRODUCTS.
17. ALL TOOLS USED IN THIS PROJECT SHALL BE PROPERLY SECURED AT ALL TIMES BY THE CONTRACTOR TO PREVENT ANY OF THESE TOOLS BEING A HAZARD TO PATIENTS OR STAFF.
18. CONTRACTOR SHALL ONLY COORDINATE WITH COR.



UNITED STATES DEPARTMENT OF VETERANS AFFAIRS  
VA MEDICAL CENTER - 1540 SPRING VALLEY DRIVE - HUNTINGTON WV 25704

DRAWING TITLE:

PROPOSED DEMOLITION

PROJECT TITLE:

RENOVATE REHAB  
& QM SUITES

APPROVED:

CHRISTOPHER ECKLES  
ASST CHIEF, ENGINEERING

APPROVED:

JOHN KLIM  
CHIEF, ENGINEERING

BUILDING:

1S & 12

DRAWN:

ZACH WASSER

PROJECT NUMBER:

581-13-110

DATE:

APRIL '13

DRAWING NUMBER:

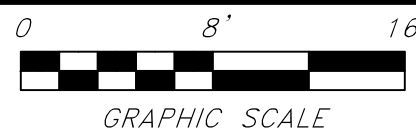
REV 1

DWG. 1 OF 9

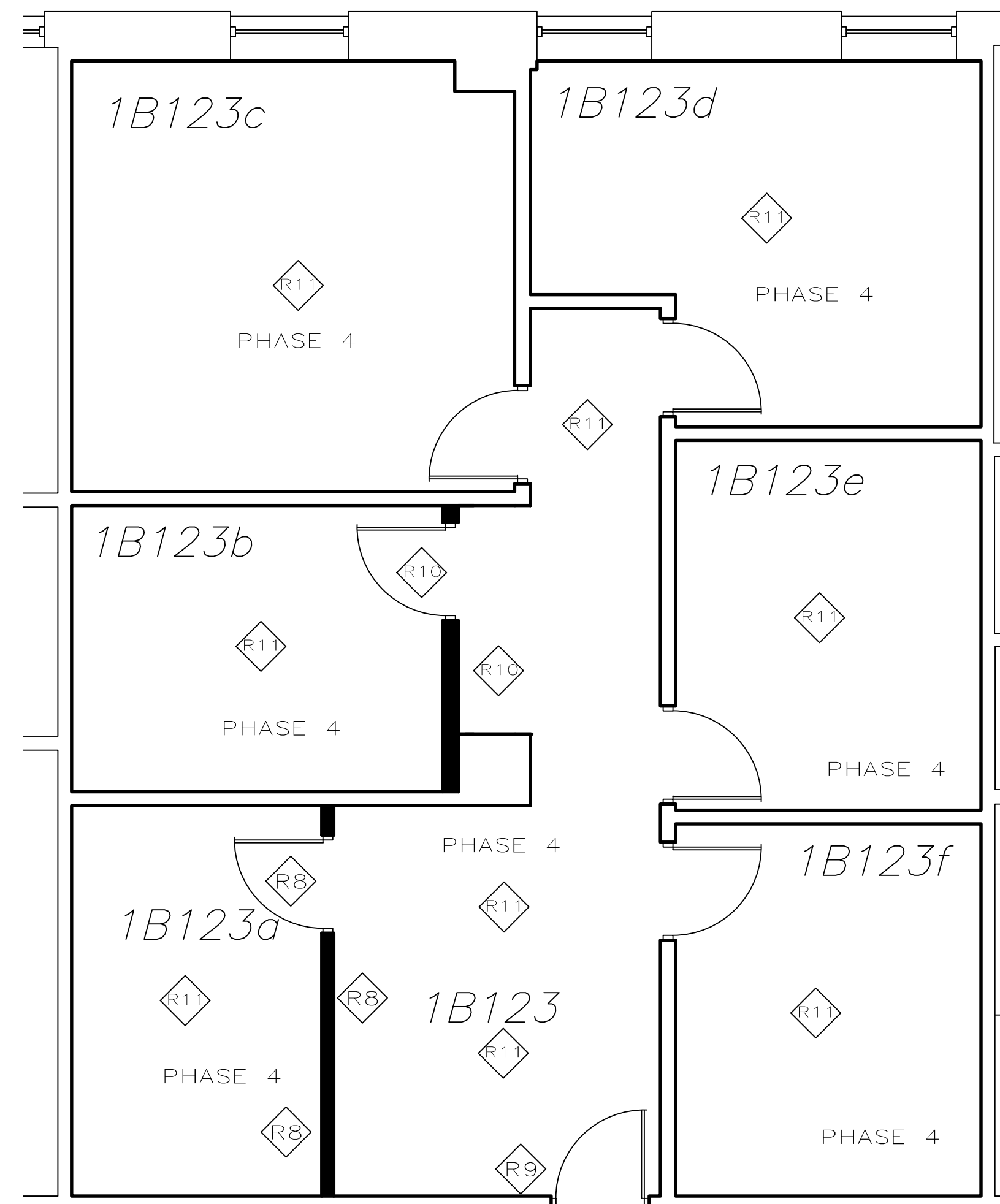
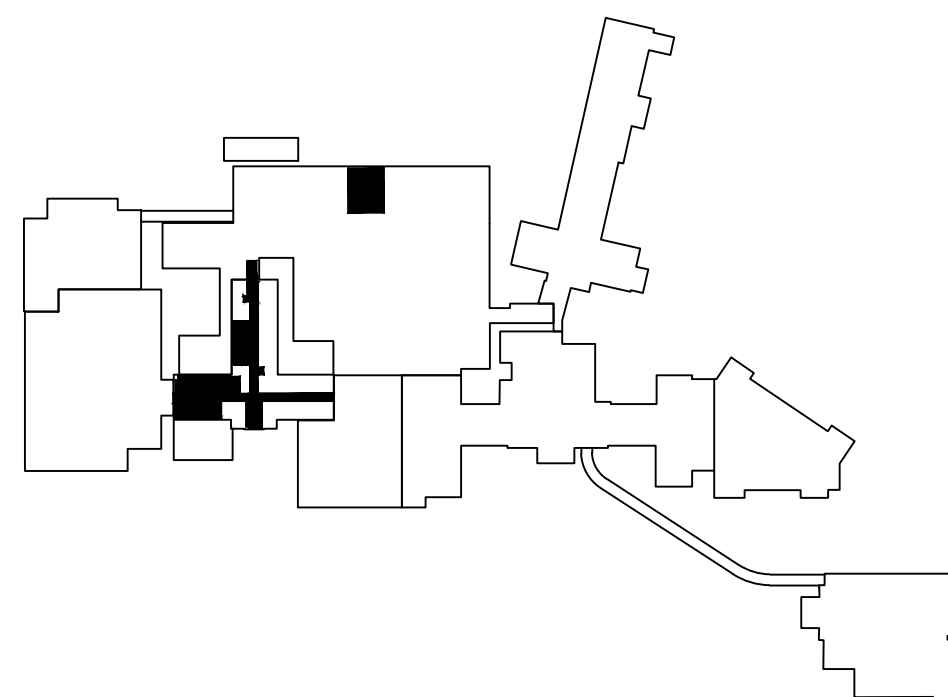


### FIRST FLOOR PLAN

SCALE: 1/8" = 1'-0"




NORTH



### FIRST FLOOR PLAN

SCALE: 1/4" = 1'-0"



NORTH

### CEILING NOTES

1. CONTRACTOR SHALL SUBMIT PLAN FOR CEILING LAYOUT FOR APPROVAL/DISAPPROVAL PRIOR TO INSTALLATION.
2. CONTRACTOR SHALL CUTOUT ALL EXISTING FIRE SAFETY DEVICES (I.E. SPRINKLER HEADS, SPEAKERS, EXIT SIGNS, ETC). REASSEMBLE DEVICES AFTER INSTALLATION OF ACOUSTICAL TILE CEILING BY RESPECTIVE TRADES.

### RENOVATION NOTES

- R1. INSTALL NEW CONTRACTOR PROVIDED ENERGY-EFFICIENT SENSOR HAND DRYERS OF LIKE SIZE AND POWER RATING, TILE FLOOR (POR 1,2) AND TILE WAINSCOT (POR 3,4) TO MATCH EXISTING HEIGHT, AND PAINT (PT 2) ABOVE. INSTALL NEW SOAP, PAPER TOWEL, AND TISSUE DISPENSERS PROVIDED BY THE VA. REINSTALL MIRRORS, SHELVES, COAT RACKS, AIR FRESHENERS, WALL MOUNTED LIGHTS, DOOR STOPS, SINKS, URINALS, GRAB BARS, AND TOILETS TO THEIR ORIGINAL LOCATIONS. SEE SCHEDULE.
- R2. INSTALL NEW VINYL TILE (VT), CONTOURED WALL BASE (CWB), HAND RAILS (HR), CORNER GUARDS (CG), SIGNS, AND PAINT WALLS (PT). SEE SCHEDULE.
- R3. FRAME NEW ACCENT WALL AND HEADER AROUND EXISTING WALL IN OPENING USING 3-5/8" METAL STUDS AND 5/8" DRYWALL. INSTALL NEW FINISHES. FINISH HEIGHT OF HEADER SHALL MATCH HEIGHT OF EXISTING SUSPENDED CEILING IN ADJACENT CORRIDOR. RECONFIGURE CEILING TILE AS REQUIRED. SEE DETAIL SHEET 3 OF 9.
- R4. INSTALL NEW VINYL TILE (VT) AND VINYL PLANK FLOORING (VPF), CONTOURED WALL BASE (CWB), CHAIR RAIL (CR), PICTURE RAIL (PR), SIGNS, AND PAINT. SEE DETAIL SHEET 3 OF 9.
- R5. INSTALL WOOD LOOK WALL COVERING AROUND WEST-WALL SURROUNDING ELEVATOR DOORS (WP 1).
- R6. INSTALL NEW CARPET TILE (CPT 1) WITH 1' CARPET TILE BORDER (CPT 3) IN SELECT LOCATIONS, RUBBER BASE (RB), AND PAINT (PT). REINSTALL FURNITURE TO TS ORIGINAL LOCATION. SEE SCHEDULE.
- R7. RECONFIGURE SUSPENDED CEILING TILE AND GRID FROM WALL DEMO. IF NEW TILE OR GRID IS REQUIRED, MATCH EXISTING. IF TILE OR GRID IS DAMAGED, REPLACE WITH NEW.

- R8. CONSTRUCT NEW WALL WITH 3-5/8" METAL STUDS AND 5/8" DRYWALL ON EACH SIDE. PROVIDE BIRCH DOOR, METAL FRAME, AND HARDWARE THAT MEET VA STANDARD. INSTALL NEW LIGHT SWITCH TO OPERATE LIGHTS IN 1B123a. INSTALL NEW CARPET TILE (CPT 2) WITH 1' CARPET TILE BORDER (CPT 4) IN SELECT LOCATIONS, RUBBER BASE (RB), AND PAINT (PT). SEE SCHEDULE. REMOVE AND RELOCATE EXISTING LIGHT FIXTURES AND HVAC SUPPLY AND RETURN GRILLS AS SHOWN. IF NEW TILE OR GRID IS REQUIRED, MATCH EXISTING. SEE DETAIL.
- R9. RELOCATE LIGHT SWITCH FROM ITS CURRENT LOCATION TO HEIGHT OF 48" FROM THE BOTTOM OF PLATE. SEE ELECTRICAL DETAIL SHEET 4 OF 9.
- R10. RELOCATE WALL, DOOR AND LIGHT SWITCH. PROVIDE NEW ELECTRICAL AND DATA OUTLETS. RECONFIGURE CEILING TILE AND GRID AS REQUIRED. IF NEW TILE OR GRID IS DAMAGED, REPLACE WITH NEW TO MATCH EXISTING. SEE DETAIL SHEET 4 OF 9.
- R11. INSTALL NEW CARPET TILE (CPT 2) WITH 1' CARPET TILE BORDER (CPT 4) IN SELECT LOCATIONS, RUBBER BASE (RB), AND PAINT (PT). SEE SCHEDULE.
- R12. INSTALL NEW WALL MOUNTED LIGHT FIXTURES 6' FROM FLOOR. INSTALL NEW SWITCH IN BLANK. SEE SCHEDULE AND DETAILS.
- R13. INSTALL NEW CARPET TILE (CPT 1) WITH 1' CARPET TILE BORDER (CPT 3) IN SELECT LOCATIONS, RUBBER BASE (RB), AND PAINT (PT). SEE SCHEDULE.



UNITED STATES DEPARTMENT OF VETERANS AFFAIRS  
VA MEDICAL CENTER - 1540 SPRING VALLEY DRIVE - HUNTINGTON WV 25704

DRAWING TITLE:

**PROPOSED RENOVATION**

PROJECT TITLE:

**RENOVATE REHAB  
& QM SUITES**

APPROVED:

CHRISTOPHER ECKLES  
ASS'T CHIEF, ENGINEERING

APPROVED:

JOHN KLIM  
CHIEF, ENGINEERING

BUILDING:

**1S & 12**

DRAWN:

ZACH WASSER

PROJECT NUMBER:

**581-13-110**

DATE:

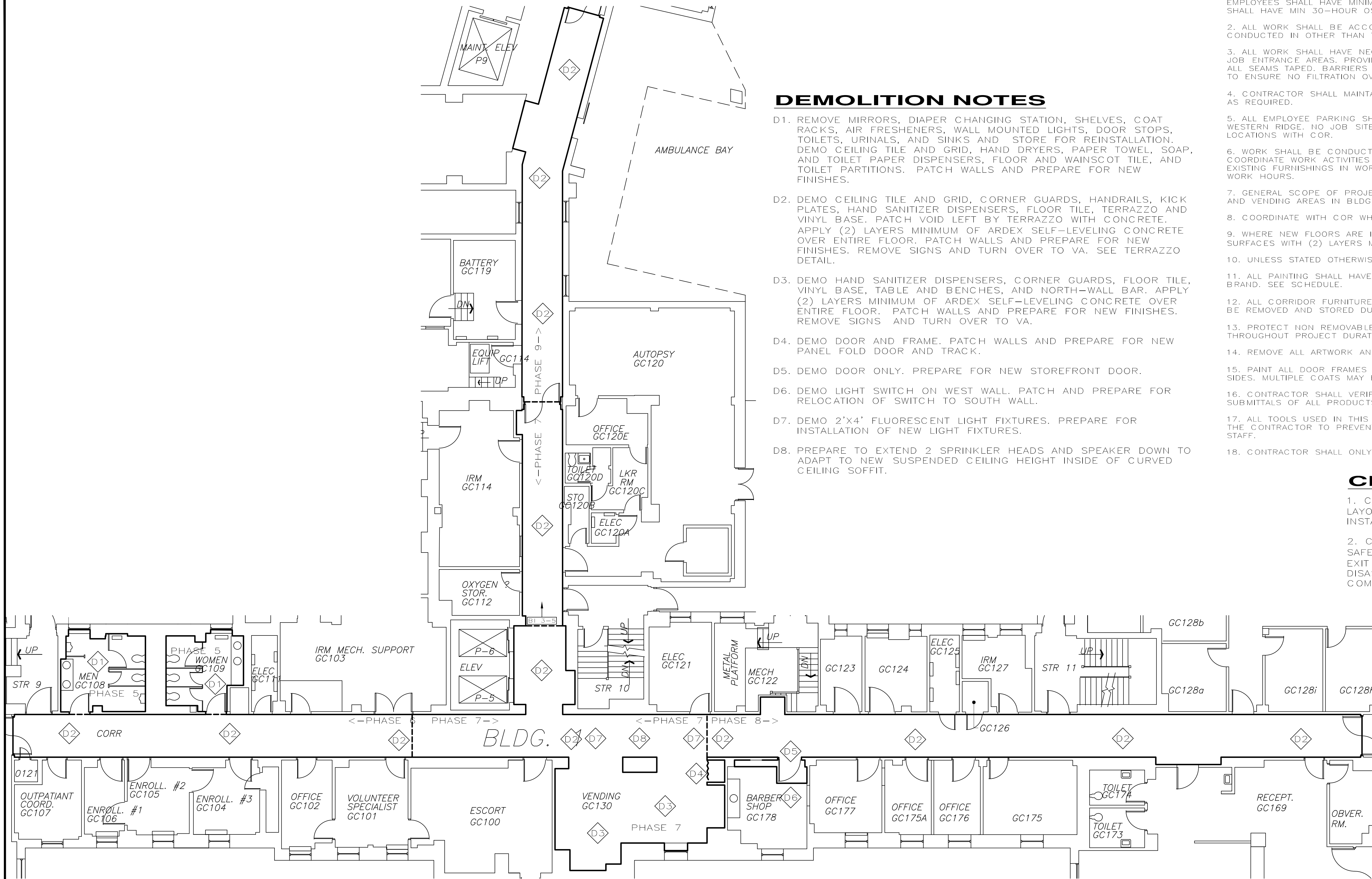
**APRIL '13**

DRAWING NUMBER:

**REV 1**

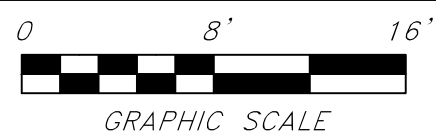
DWG. **2** OF **9**





## GROUND FLOOR PLAN

SCALE: 1/8" = 1'-0"



NOTE: B1 3-5 IS IN REFERENCE TO BID ITEMS 3 THROUGH 5 REGARDING THE DELETION OF THE SOUTH CORRIDOR ON THE GROUND FLOOR. APPLIES TO ALL DRAWINGS.

## DEMOLITION NOTES

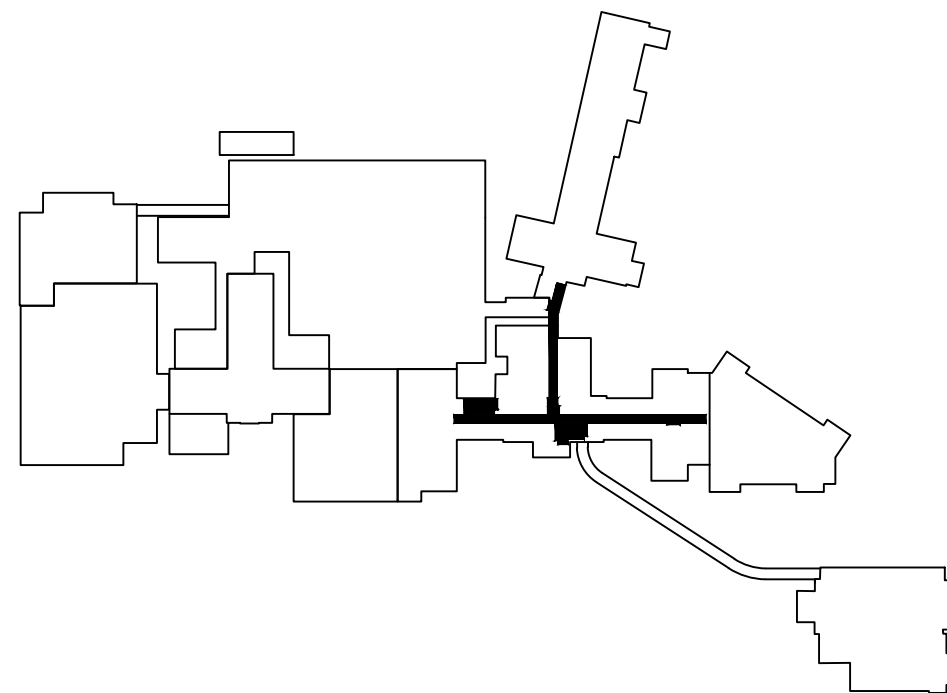
- D1. REMOVE MIRRORS, DIAPER CHANGING STATION, SHELVES, COAT RACKS, AIR FRESHENERS, WALL MOUNTED LIGHTS, DOOR STOPS, TOILETS, URINALS, AND SINKS AND STORE FOR REINSTALLATION. DEMO CEILING TILE AND GRID, HAND DRYERS, PAPER TOWEL, SOAP, AND TOILET PAPER DISPENSERS, FLOOR AND WAINSCOT TILE, AND TOILET PARTITIONS. PATCH WALLS AND PREPARE FOR NEW FINISHES.
- D2. DEMO CEILING TILE AND GRID, CORNER GUARDS, HANDRAILS, KICK PLATES, HAND SANITIZER DISPENSERS, FLOOR TILE, TERRAZZO AND VINYL BASE. PATCH VOID LEFT BY TERRAZZO WITH CONCRETE. APPLY (2) LAYERS MINIMUM OF ARDEX SELF-LEVELING CONCRETE OVER ENTIRE FLOOR. PATCH WALLS AND PREPARE FOR NEW FINISHES. REMOVE SIGNS AND TURN OVER TO VA. SEE TERRAZZO DETAIL.
- D3. DEMO HAND SANITIZER DISPENSERS, CORNER GUARDS, FLOOR TILE, VINYL BASE, TABLE AND BENCHES, AND NORTH-WALL BAR. APPLY (2) LAYERS MINIMUM OF ARDEX SELF-LEVELING CONCRETE OVER ENTIRE FLOOR. PATCH WALLS AND PREPARE FOR NEW FINISHES. REMOVE SIGNS AND TURN OVER TO VA.
- D4. DEMO DOOR AND FRAME. PATCH WALLS AND PREPARE FOR NEW PANEL FOLD DOOR AND TRACK.
- D5. DEMO DOOR ONLY. PREPARE FOR NEW STOREFRONT DOOR.
- D6. DEMO LIGHT SWITCH ON WEST WALL. PATCH AND PREPARE FOR RELOCATION OF SWITCH TO SOUTH WALL.
- D7. DEMO 2'x4' FLUORESCENT LIGHT FIXTURES. PREPARE FOR INSTALLATION OF NEW LIGHT FIXTURES.
- D8. PREPARE TO EXTEND 2 SPRINKLER HEADS AND SPEAKER DOWN TO ADAPT TO NEW SUSPENDED CEILING HEIGHT INSIDE OF CURVED CEILING SOFFIT.

## GENERAL NOTES

1. PRIOR TO WORK, ALL CONTRACTOR EMPLOYEES AND SUBCONTRACTORS SHALL ACQUIRE VA APPROVED BADGES, VETTED THROUGH FINGERPRINTING AND BACKGROUND CHECKS. ALL EMPLOYEES SHALL HAVE MINIMUM 10-HOUR OSHA APPROVED SAFETY TRAINING. FOREMEN SHALL HAVE MIN 30-HOUR OSHA CERTIFICATION. SEE SPECS FOR ADDITIONAL INFO
2. ALL WORK SHALL BE ACCOMPLISHED TO MINIMIZE DISRUPTION TO VA OPERATIONS AND CONDUCTED IN OTHER THAN THE NORMAL 8AM-4:30PM, MONDAY-FRIDAY.
3. ALL WORK SHALL HAVE NEGATIVE AIR AND HEPA FILTERS. PROVIDE WALK-OFF MATS AT JOB ENTRANCE AREAS. PROVIDE TEMPORARY BARRIERS OF METAL STUD & DRYWALL WITH ALL SEAMS TAPED. BARRIERS SHALL BE INCLUDED ABOVE THE CEILING TILE TO THE DECK TO ENSURE NO FILTRATION OVER EXISTING CEILINGS.
4. CONTRACTOR SHALL MAINTAIN QUALITY CHECKS ON EXISTING FLOORS AND SWEEP/MOP AS REQUIRED.
5. ALL EMPLOYEE PARKING SHALL BE IN GRAVEL SPACES AROUND BLDG 28 WAREHOUSE ON WESTERN RIDGE. NO JOB SITE TRAILER AROUND MEDICAL CENTER. COORDINATE DUMPSTER LOCATIONS WITH COR.
6. WORK SHALL BE CONDUCTED IN 5 PHASES TO ENSURE MINIMAL DISRUPTION. COORDINATE WORK ACTIVITIES TO ENSURE MINIMAL DOWNTIME AT ALL TIMES. PROTECT EXISTING FURNISHINGS IN WORK AREAS THAT WILL BE OCCUPIED BY VA DURING NORMAL WORK HOURS.
7. GENERAL SCOPE OF PROJECT IS TO RENOVATE FINISHES IN THE HALLS, BATHROOMS, AND VENDING AREAS IN BLDG 1 AS INDICATED ON PLANS AND SPECS.
8. COORDINATE WITH COR WHICH SIGNS ARE TO BE STORED AND REINSTALLED.
9. WHERE NEW FLOORS ARE INDICATED FOR INSTALLATION, CONTRACTOR SHALL PREPARE SURFACES WITH (2) LAYERS MINIMUM OF ARDEX SELF-LEVELING CONCRETE.
10. UNLESS STATED OTHERWISE, GENERAL NOTES APPLY TO ALL DRAWING SHEETS.
11. ALL PAINTING SHALL HAVE 1 COAT PRIMER AND 2 COATS PAINT OF SHERWIN WILLIAMS BRAND. SEE SCHEDULE.
12. ALL CORRIDOR FURNITURE (I.E. MAGAZINE RACKS, DISPLAY CASES, CLOCKS, ETC) SHALL BE REMOVED AND STORED DURING DEMO AND REINSTALLED AFTER RENOVATION.
13. PROTECT NON REMOVABLE ITEMS (I.E. WATER FOUNTAIN, PHONE BOOTH, ETC) THROUGHOUT PROJECT DURATION.
14. REMOVE ALL ARTWORK AND TURN OVER TO VA.
15. PAINT ALL DOOR FRAMES (BOTH SIDES) AND HOLLOW METAL DOORS (PT 1) ON BOTH SIDES. MULTIPLE COATS MAY BE REQUIRED FOR COMPLETE COVERAGE.
16. CONTRACTOR SHALL VERIFY WORK AREA CONDITIONS AND REQUIREMENTS. PROVIDE SUBMITTALS OF ALL PRODUCTS.
17. ALL TOOLS USED IN THIS PROJECT SHALL BE PROPERLY SECURED AT ALL TIMES BY THE CONTRACTOR TO PREVENT ANY OF THESE TOOLS BEING A HAZARD TO PATIENTS OR STAFF.
18. CONTRACTOR SHALL ONLY COORDINATE WITH COR.

## CEILING NOTES

1. CONTRACTOR SHALL SUBMIT PLAN FOR CEILING LAYOUT FOR APPROVAL/DISAPPROVAL PRIOR TO INSTALLATION.
2. CONTRACTOR SHALL CUTOUT ALL EXISTING FIRE SAFETY DEVICES (I.E. SPRINKLER HEADS, SPEAKERS, EXIT SIGNS ETC). SOME DEVICES MAY REQUIRE PARTIAL DISASSEMBLY FOR CEILING DEMOLITION TO BE COMPLETED BY RESPECTIVE TRADES.



UNITED STATES DEPARTMENT OF VETERANS AFFAIRS  
VA MEDICAL CENTER - 1540 SPRING VALLEY DRIVE - HUNTINGTON WV 25704

DRAWING TITLE:

**PROPOSED DEMOLITION**

PROJECT TITLE:

**RENOVATE GROUND  
FLOOR BLDG 1**

APPROVED:

CHRISTOPHER ECKLES  
ASS'T CHIEF, ENGINEERING

APPROVED:

JOHN KLIM  
CHIEF, ENGINEERING

BUILDING:

**1 & 2**

DRAWN:

ZACH WASSER

PROJECT NUMBER:

**581-13-112**

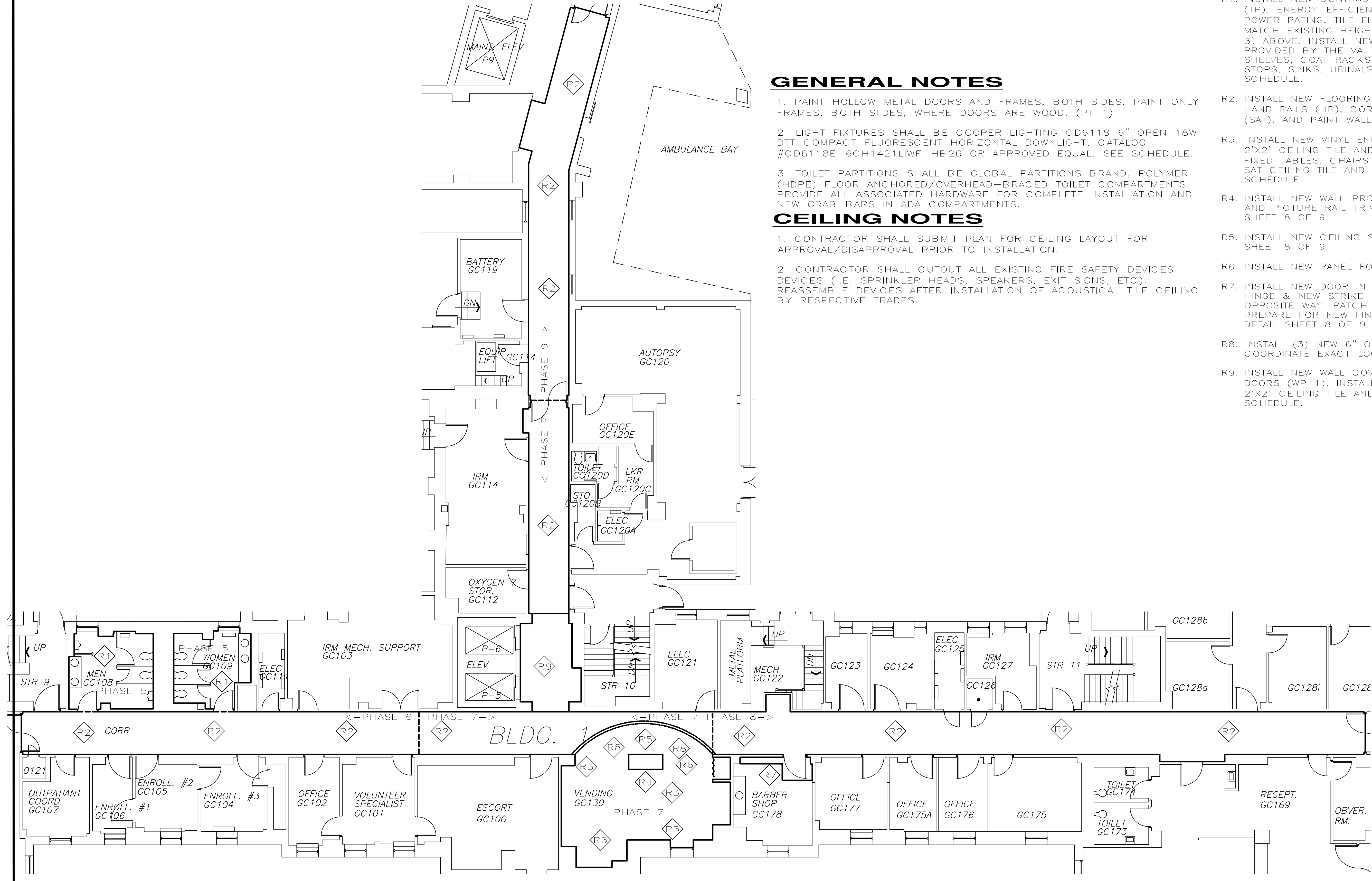
DATE:

**APRIL '13**

DRAWING NUMBER:

**REV 1**

DWG. **6** OF **9**



### GENERAL NOTES

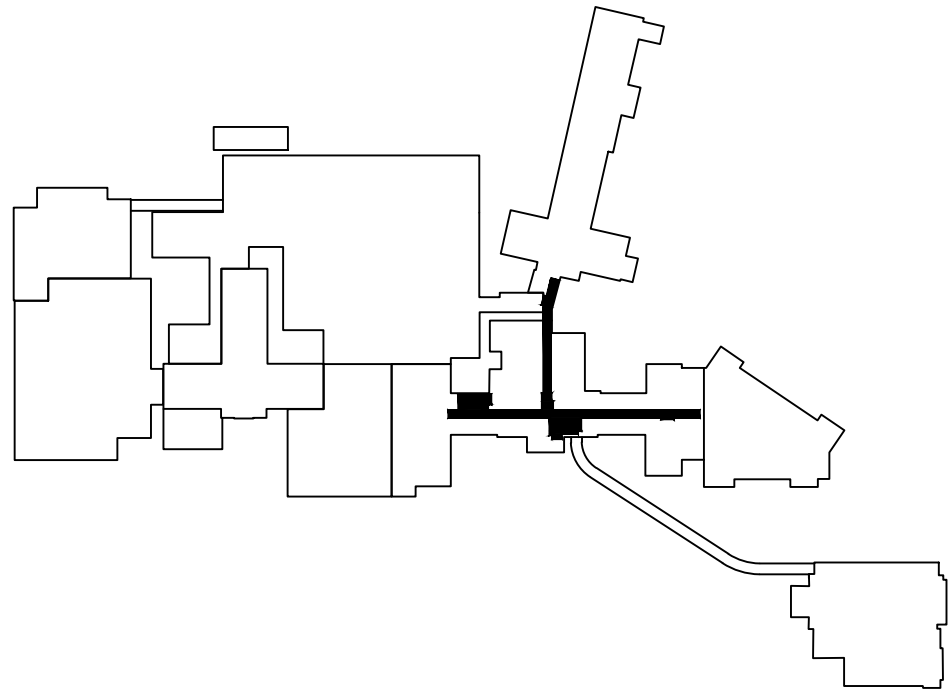
1. PAINT HOLLOW METAL DOORS AND FRAMES, BOTH SIDES. PAINT ONLY FRAMES, BOTH SIDES, WHERE DOORS ARE WOOD. (PT 1)
2. LIGHT FIXTURES SHALL BE COOPER LIGHTING CD6118 6" OPEN 18W DTT COMPACT FLUORESCENT HORIZONTAL DOWNLIGHT, CATALOG #CD6118E-6CH1421LIWF-HB26 OR APPROVED EQUAL. SEE SCHEDULE.
3. TOILET PARTITIONS SHALL BE GLOBAL PARTITIONS BRAND, POLYMER (HDPE) FLOOR ANCHORED/OVERHEAD-BRACED TOILET COMPARTMENTS. PROVIDE ALL ASSOCIATED HARDWARE FOR COMPLETE INSTALLATION AND NEW GRAB BARS IN ADA COMPARTMENTS.

### CEILING NOTES

1. CONTRACTOR SHALL SUBMIT PLAN FOR CEILING LAYOUT FOR APPROVAL/DISAPPROVAL PRIOR TO INSTALLATION.
2. CONTRACTOR SHALL CUTOUT ALL EXISTING FIRE SAFETY DEVICES (I.E. SPRINKLER HEADS, SPEAKERS, EXIT SIGNS, ETC). REASSEMBLE DEVICES AFTER INSTALLATION OF ACOUSTICAL TILE CEILING BY RESPECTIVE TRADES.

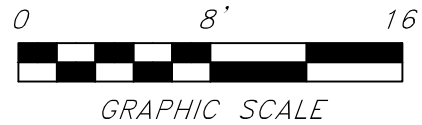
### RENOVATION NOTES

- R1. INSTALL NEW CONTRACTOR PROVIDED FLOOR MOUNTED TOILET PARTITIONS (TP), ENERGY-EFFICIENT MOTION SENSOR HAND DRYERS OF LIKE SIZE AND POWER RATING, TILE FLOOR (POR 1,2) AND TILE WAINSCOT (POR 3,4) TO MATCH EXISTING HEIGHT, 2'X2' CEILING TILE AND GRID (SAT), AND PAINT (PT 3) ABOVE. INSTALL NEW SOAP, PAPER TOWEL, AND TISSUE DISPENSERS PROVIDED BY THE VA. REINSTALL MIRRORS, DIAPER CHANGING STATION, SHELVES, COAT RACKS, AIR FRESHENERS, WALL MOUNTED LIGHTS, DOOR STOPS, SINKS, URINALS, AND TOILETS TO THEIR ORIGINAL LOCATIONS. SEE SCHEDULE.
- R2. INSTALL NEW FLOORING (VPF & VET 1,2,3), CONTOURED WALL BASE (CWB), HAND RAILS (HR), CORNER GUARDS (CG), 2'X2' CEILING TILE AND GRID (SAT), AND PAINT WALLS (PT 2,3). SEE SCHEDULE.
- R3. INSTALL NEW VINYL ENHANCED TILE (VET 1,2,3), CONTOURED WALL BASE, 2'X2' CEILING TILE AND GRID (SAT), AND PAINT WALLS (PT 2,3). INSTALL NEW FIXED TABLES, CHAIRS (SO 2), AND WALL MOUNTED COUNTERTOP (SO 1). SAT CEILING TILE AND GRID SHALL INSTALLED AT A 45 DEGREE ANGLE. SEE SCHEDULE.
- R4. INSTALL NEW WALL PROTECTION, CONTOURED WALL BASE, CHAIR RAIL TRIM, AND PICTURE RAIL TRIM FINISHES TO COLUMN ON ALL SIDES. SEE DETAIL SHEET 8 OF 9.
- R5. INSTALL NEW CEILING SOFFIT. PAINT DRYWALL FINISH (PT 3). SEE DETAIL SHEET 8 OF 9.
- R6. INSTALL NEW PANEL FOLD DOOR (DR 2). SEE SCHEDULE.
- R7. INSTALL NEW DOOR IN EXISTING FRAME (DR 1). PROVIDE CONTINUOUS HINGE & NEW STRIKE PLATE. ALTER FRAME TO ACCEPT DOOR OPENING OPPOSITE WAY. PATCH ALL UNUSED PERFORATIONS IN DOOR FRAME AND PREPARE FOR NEW FINISHES. RELOCATE LIGHT SWITCH TO SOUTH WALL. SEE DETAIL SHEET 8 OF 9 AND SCHEDULE.
- R8. INSTALL (3) NEW 6" OPEN COMPACT FLUORESCENT LIGHT FIXTURES (LF). COORDINATE EXACT LOCATION WITH COR. SEE SCHEDULE.
- R9. INSTALL NEW WALL COVERING AROUND EAST-WALL SURROUNDING ELEVATOR DOORS (WP 1). INSTALL NEW FLOOR TILE (VPF & VET 1,2,3), FLOOR BASE, 2'X2' CEILING TILE AND GRID (SAT) AND PAINT REMAINING WALLS (PT 2). SEE SCHEDULE.



### GROUND FLOOR PLAN

SCALE: 1/8" = 1'-0"



NORTH



UNITED STATES DEPARTMENT OF VETERANS AFFAIRS  
VA MEDICAL CENTER - 1540 SPRING VALLEY DRIVE - HUNTINGTON WV 25704

DRAWING TITLE:

**PROPOSED RENOVATION**

PROJECT TITLE:

**RENOVATE GROUND  
FLOOR BLDG 1**

APPROVED:

CHRISTOPHER ECKLES  
ASS'T CHIEF, ENGINEERING

APPROVED:

JOHN KLIM  
CHIEF, ENGINEERING

BUILDING:

**1 & 2**

DRAWN:

ZACH WASSER

PROJECT NUMBER:

**581-13-112**

DATE:

**APRIL '13**

DRAWING NUMBER:

**REV 1**

DWG. **7 OF 9**