REPLACE HEATING HOT WATER EXCHANGERS IN BUILDING 100

DEPARTMENT OF VETERANS AFFAIRS
MEDICAL CENTER STATION 640,
PALO ALTO, CALIFORNIA

MAPS

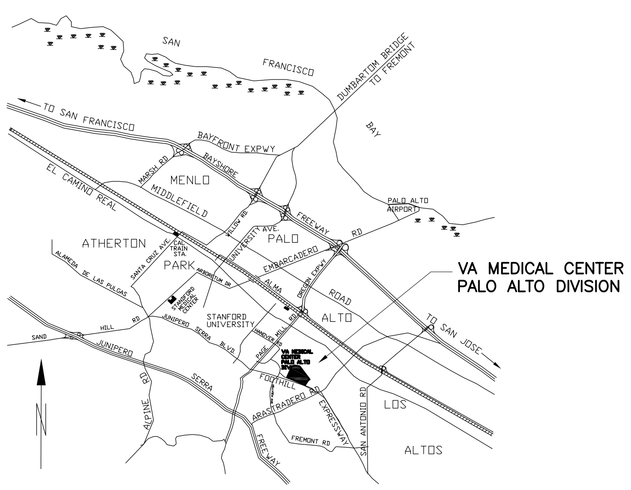

VICINITY MAP
SCALE: NONE

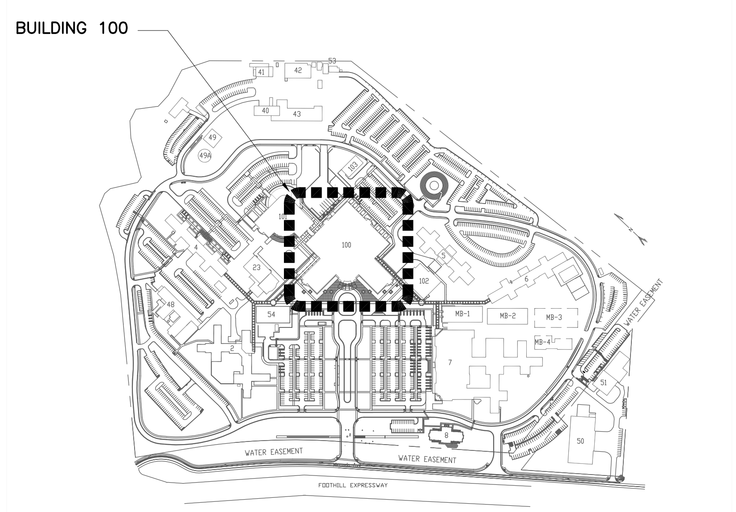

SITE PLAN
SCALE: NONE

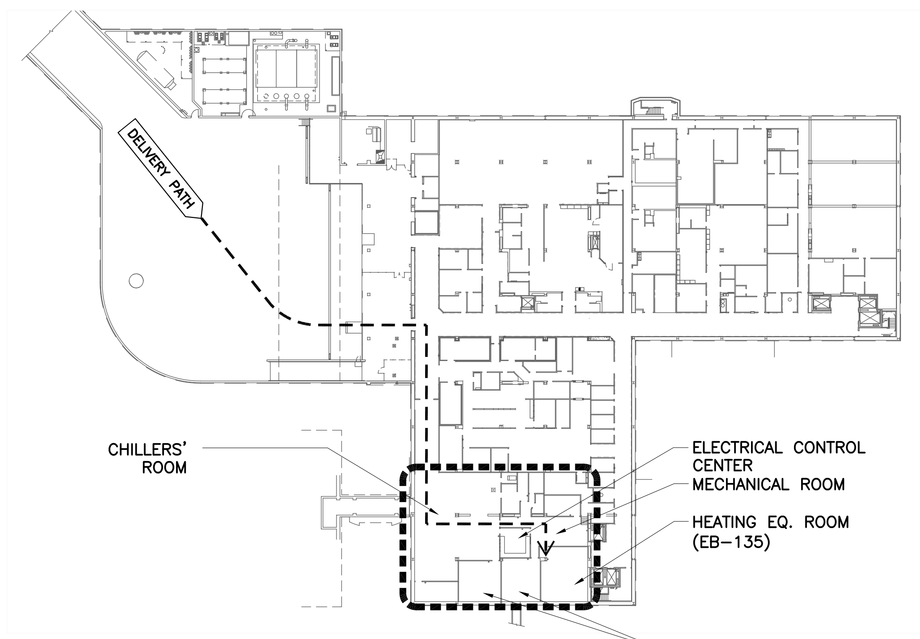

LOCATION
SCALE: NONE

LEGEND

COND	CONDENSATE
CW	COLD WATER
HWH	HEATING HOT WATER SUPPLY
HWHR	HEATING HOT WATER RETURN
MPS	MEDIUM PRESSURE STEAM
NPT	NATIONAL PIPE THREAD
PI	PRESSURE INDICATOR
PSIG	POUNDS PER SQUARE INCH GAUGE

DETAIL NUMBER / DRAWING NUMBER — DETAIL TAG

SHEET NOTE TAG

STEAM TRAP

POINT OF CONNECTION

PUMP

FLOW — INPUT/ OUTPUT

DEMO'D POTABLE WATER EXCHANGER

EXISTING PUMP

EXISTING TANK

DIRECTION OF FLOW

ECCENTRIC REDUCER

EXISTING (E) GATE VALVE

NEW (N) GATE VALVE

MODULATING CONTROL VALVE

CHECK VALVE

LINE CONNECTION

STRAINER WITH BLOWDOWN VALVE

STRAINER

UNION

PRESSURE GAGE

PRESSURE RELIEF VALVE

LINE CAP

PROJECT DRAWING INDEX

GI-001	VICINITY MAP, LOCATION MAP, DRAWING INDEX, LEGEND AND SCHEDULES
MP-101	DEMOLITION AND CONSTRUCTION PLANS
MP-601	HEATING WATER AND STEAM PIPING FLOW DIAGRAM

REFERENCE DRAWING INDEX

100-H3.1.1	CHILLED WATER PLANT – LOWER LEVEL PLAN
100-H5.4.1	CONTROL DIAGRAM & SEQUENCE OF OPERATION – HEATING WATER SYSTEM
100-7.3.1	HEATING WATER & STEAM PIPING FLOW DIAGRAM

WORK SUMMARY

PROVIDE ALL LABOR, MATERIALS, EQUIPMENT, TRANSPORTATION, SUPERVISION, FIELD INVESTIGATION, SHOP DRAWINGS, ELECTRICAL POWER, CONTROLS, STARTUP, COMMISSIONING, TRAINING, PROJECT DOCUMENTATION, AS-BUILT DRAWINGS, AND WARRANTY TO REPLACE TWO (2) EXISTING HEATING HOT WATER EXCHANGERS WITH TWO (2) NEW HEATING HOT WATER EXCHANGERS AND AUXILIARY COMPONENTS AT BUILDING 100.

EQUIPMENT SCHEDULES

HEAT EXCHANGER/CONVERTOR

SYSTEM NO. (100-)	LOCATION	CIRCULATING FLUID: FLUID	GPM	TEMP. OUT °F	MAX. LOSS FT. FLUID	STEAM PSIG: ENTERING CONTROL VALVE	ENTERING CONVERTOR	STEAM CONTROL VALVES (LBS/HR): 1/3	2/3	NOTES
C1	BUILDING 100	HEATING HOT WATER	804	180	10	30	25 PSI WHEN VALVES ARE FULLY OPENED	2,000	4,000	1,2,3
C2	BUILDING 100	HEATING HOT WATER	804	180	10	30	25 PSI WHEN VALVES ARE FULLY OPENED	2,000	4,000	1,2,3

NOTES:
1 REPLACE EXISTING 1/3 LOAD STEAM VALVES (V-3 & V-4) WITH NEW ELECTRIC ACTUATED MODULATING STEAM CONTROL VALVES.
2 REPLACE EXISTING 2/3 LOAD STEAM VALVES (V-5 & V-6) WITH NEW ELECTRIC ACTUATED FLOATING STEAM CONTROL VALVES.
3 PROVIDE NEW INSULATION FOR NEW HEAT EXCHANGERS AND NOZZLES.

WATER FILTER PACKAGE

SYSTEM NO. (100-)	LOCATION	SYSTEM	FILTER GPM	CIRCUIT SETTER PRESSURE RANGE (PSI)	NOTES
WFS	BUILDING 100	HEATING HOT WATER	90	4-57 PSI	1,2

NOTES:
1 REPLACE EXISTING FILTER PACKAGE AND ASSOCIATED PIPING & FITTINGS WITH NEW WATER FILTER PACKAGE.
2 SEE SPECIFICATIONS FOR DETAIL REQUIREMENTS.

Revisions:	Date
-	-
-	-
-	-
-	-
-	-
-	-
-	-
-	-
-	-
-	-

CONSULTANTS:

ARCHITECT/ENGINEERS:

Drawing Title: VICINITY MAP, SITE MAP, LOCATION MAP, DRAWING INDEX, LEGEND AND SCHEDULES

Approved: Project Director
LEE
CONTRACTING OFFICER'S TECHNICAL REPRESENTATIVE
VAPAHCS PLANNING AND ENGINEERING

Project Title: REPLACE HEATING HOT WATER EXCHANGERS IN BUILDING 100

Location: PAD PALO ALTO CA

Date: 2012/11/05 | Checked: JR | Drawn: JPM

Project Number: 640-13-106P

Building Number: 100

Drawing Number: GI-001

Dwg.1 of 3

Office of Construction and Facilities Management

Department of Veterans Affairs

VA FORM 08-6231

\\Vhapalfs2\Cad_Files\CAD_Projects_2012\PAD\640.13-106P.100.PAD.Replace_HW_Exch.Bldg.000\640.13-106P.100.G0001.PAD.Replace_HHW_Water_Exch.Title_Sheet.dwg 12-13-12 01:19:52 PM vhapalleex6