

ELECTRICAL ABBREVIATIONS

[illegible]







ELECTRICAL SYMBOLS - POWER PLAN

LABEL	TYPE	DESCRIPTION	LAMPS	VOLTS	BALLAST	MOUNT	MANUFACTURER
F1	FLOOR	WALD RESISTANT, DIE FORMED 16 GAUGE COLD ROLLED STEEL, POLYESTER POWER COAT FINISH, LENS, UL DAMP LOCATION LISTED, INTEGRAL OCCUPANCY SENSOR	(2) F32TB	120V	ELECTRONIC	SURFACE	LUMINARE LIGHTING VERTEX 7 CFL 7" SERIES OR EQUAL.
E4	LED	EMERGENCY EXIT SIGN, DIE-CAST ALUMINUM HOUSING, RECESSED MOUNT, 120V, 10 WATT MAXIMUM, SHOWN ON PLANS.		120	---	CEILING OR WALL MND	LITONIA LES SERIES, OR EQUAL "BROAD" SERIES




ELECTRICAL SYMBOLS - FIRE ALARM

24	AUDIBLE VISIBLE SIGNAL – MOUNT AT 80" AFF TO CENTER
25	VISIBLE SIGNAL – MOUNT AT 80" AFF TO CENTER
26	SMOKE DETECTOR
27	HEAT DETECTOR
28	MANUAL PULL STATION – MOUNT BETWEEN 42" AND 48" ABOVE FLOOR LEVEL
29	Flow Switch
30	Tamper Switch

ELECTRICAL SYMBOLS - LIGHTING PLAN

	LIGHT FIXTURE, LETTER INDICATES TYPE.
	LIGHT FIXTURE, WALL MOUNTED
	EXT. SON. WALL MOUNTED WITH DIRECTIONAL ARROWS AND FACES AS SHOWN
	EXT. SON. CEILING MOUNTED WITH DIRECTIONAL ARROWS AND FACES AS SHOWN
	SINGLE POLE SWITCH
	THREEMAN SWITCH

ELECTRICAL SYMBOLS – SECURITY

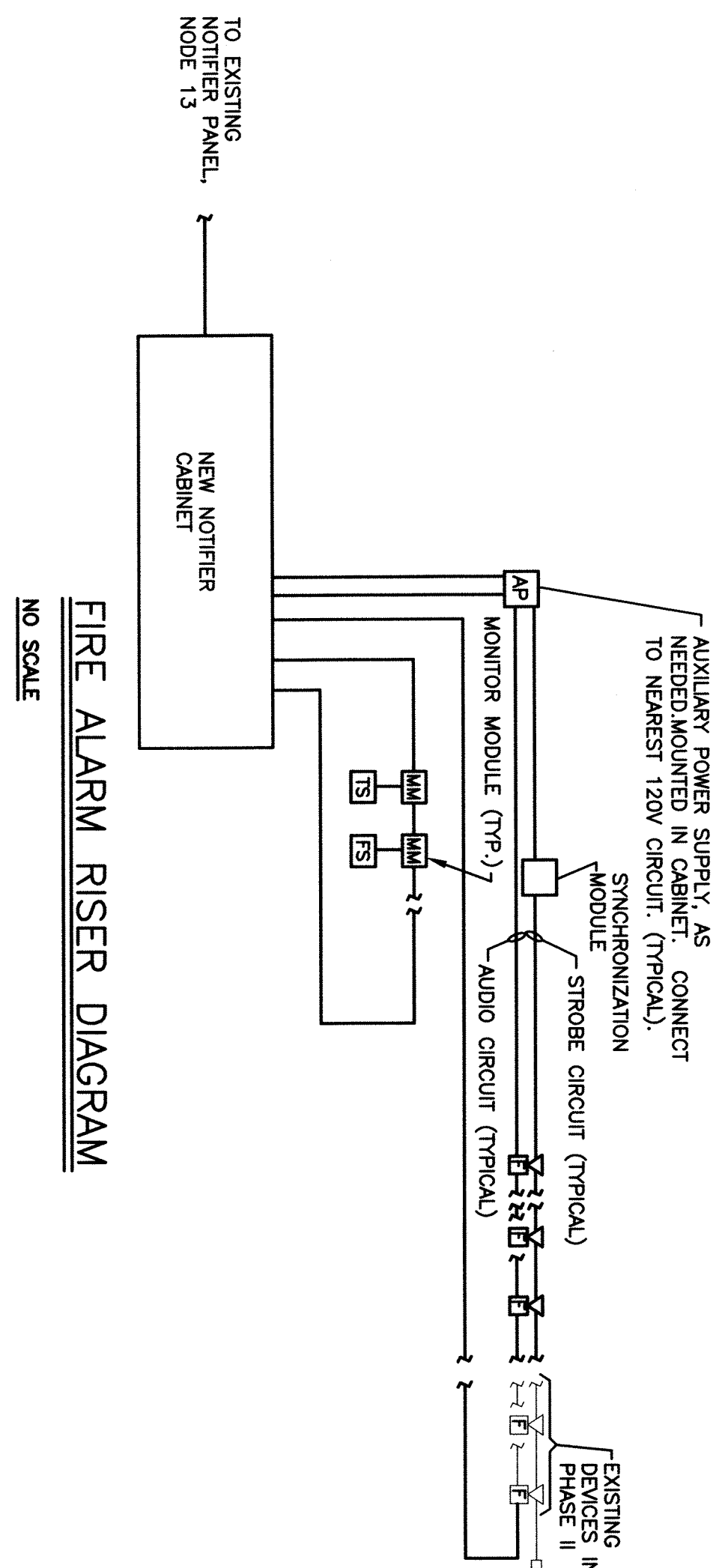
ELECTRICAL SYMBOLS – SECURITY	
	CARD READER
	DOOR CONTACT
	MOTION SENSOR

LIGHTING FIXTURE SCHEDULE

LIGHTING FIXTURE SCHEDULE							MANUFACTURER
LABEL	TYPE	DESCRIPTION	LAMPS	VOLTS	BALLAST	MOUNT	LUMINAIRE LIGHTING "VERTICAL 7" OR EQUIVALENT
F1	FLOOR	WALL, RESISTANT, DIE FORMED 18 GAUGE, COULD EXTRUDED UV STABILIZED CLEAR POLYCARBONATE LENS, UL DMPF LOCATION LISTED, INTERBALL OPERATION, SEASON	(2) F32T8	120V	ELECTRONIC	SURFACE	
EX	LED	EMERGENCY EXIT SIGN, DIE-CAST ALUMINUM HOUSING, RED LETTERS, NUMBER OF FEET AND FEET AS SHOWN ON PLANS.		120	---	CEILING OR FLOOR MOUNT	LUMINAIRE LES SERIES, "HETTER" "T800L" SERIES

NOTES:

1. PROVIDE FUTURE WHIPS FOR ALL FIXTURES REQUIRING THEM.
2. PROVIDE LAMPING FOR ALL FIXTURES.
3. LAMP DESIGNATIONS ARE GE: EQUIVALENTS BY SYLVAN OR PHILIPS ARE ACCEPTABLE.
4. PROVIDE 1/2" MIN. CLEARANCE BETWEEN ALL FIXTURES AND ANY OTHER OBJECTS.
5. CONTRACTOR SHALL COORDINATE HEIGHT OF PENDANT LIGHTING FIXTURES WITH ARCHITECTURAL ELEVATION DRAWINGS.
6. LIGHTING FIXTURE FINISHES() SHALL BE VERIFIED BY ARCHITECT PRIOR TO ORDERING FIXTURES().
7. REEED TO ARCHITECTURAL ELEVATION FOR MOUNTING HEIGHTS, UNLESS NOTED OTHERWISE.
8. PROVIDE LUMINOUS DISSEMINATORS FOR ALL INTERIOR FLOUORESCENT LINE FIXTURES, 1866 SIX-INCH, IDEAL POWERPLUS WAGO LUMI-NUTS OR EQUAL.
9. PROVIDE COLD START BALLASTS IN NEEDED LOCATIONS.



CONSULTANTS:

FRIEDMAN FISHER ASSOCIATES, P.C.
CONSULTING ENGINEERS
22 Aviation Blvd., Jersey City, NJ 07310
TEL (201) 646-1500 FAX 646-7040
mailto:friedmanfisher.com

EBERLIN AND EBERLIN, P.C.
31 SODOM ROAD, BREWSTER, NEW YORK 10509
CONSULTING ENGINEERS, PLANNERS, LANDSCAPE ARCHITECTS

945-562-0329 PHONE 945-273-2052 FAX

ARCHITECT/ENGINEERS

Hyman ~~H~~ Hayes
A S S O C I A T E S
6 WEMBLEY COURT, ALBANY, NEW YORK 12205
(518) 453-3470
(518) 452-3783 Fax
Over 20 years of quality architectural services

FINAL DESIGN (100%)
FULLY SPRINKLERED

FFA #7574

**Office of
Construction
and Facilities
Management**

 Department of
Veterans Affairs