

PARTIAL SITE PLAN

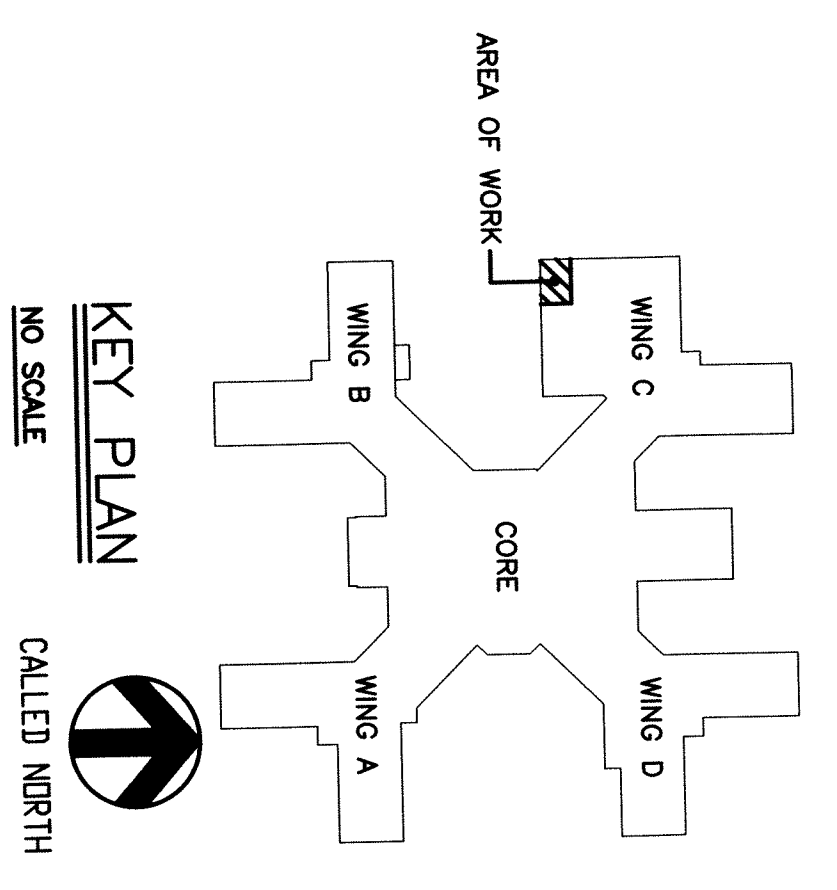
SCALE: 1/8" = 1'-0"

GENERAL NOTES:

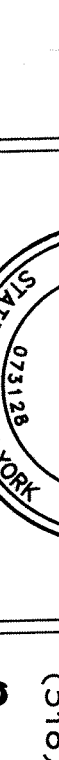

1. ELECTRICAL CONTRACTOR SHALL SUPPLY AND INSTALL ALL BOXES, WIRE/CABLEING AND PATHWAYS FOR CCTV, AND ACCESS CONTROL SYSTEM. SECURITY VENDOR SHALL SUPPLY CAMERAS AND EQUIPMENT AS REQUIRED. COORDINATE EXACT REQUIREMENTS WITH VA REPRESENTATIVE, AND MANUFACTURER.

KEYED NOTES:

- ① **FIELD NOTES**
- ② FOR CONTINUATION REFER TO PHASE 2. TUNNEL DRAWINGS. CONNECT TO EXISTING LIGHTING BRANCH CIRCUITS IN THE AREA.
- ③ CONNECT TO EXISTING TUNNEL RECEPTACLE CIRCUIT FROM PHASE 3 PROJECT. MOUNT RECEPTABLES ON PIPE STATION AS REQUIRED. TYPICAL FOR ALL RECEPTABLES SHOWN.
- ④ PROVIDE (2) CATEGORY 6, 4 PAIR, 24 AWG, UNSHIELDED TWISTED PAIR (PENUMA RATED), AND (2) CATEGORY 6, 4 PAIR, 24 AWG, PVC JACKETED (PENUMA RATED) IN CONDUIT BACK TO TIE-INS CLOSEST TO DISCONNECT WITH VA REPRESENTATIVE. MOUNT DATA OUTLETS TO PIPE STATIONS AS REQUIRED. TYPICAL FOR ALL DATA OUTLETS SHOWN.
- ⑤ CONNECT NEW FIRE ALARM DEVICES TO NEW CABINET LOCKED IN DRAWINGS. TYPICAL FOR ALL FIRE ALARM DEVICES IN TUNNEL. UTILIZE CURRENT HARDWARES, PULLSTATIONS AND PULL STATIONS TO PIPE STATIONS AS REQUIRED.
- ⑥ TYPICAL FOR NEW CABINET WITH NEW POWER SUPPLIES AND BATTERIES AS REQUIRED FOR CONNECTION TO NEW FIRE ALARM DEVICES. PROVIDE CONNECTION FROM NEW CABINET TO EXISTING FIRE ALARM SYSTEM.
- ⑦ MOUNT DATA OUTLETS ON PIPE STATION AS REQUIRED. TYPICAL FOR ALL DATA OUTLETS SHOWN.
- ⑧ PROVIDE AN ADDITIONAL (2) DATA OUTLETS IN THE EXISTING SPACE. PART OF THE TUNNEL. PROVIDE (2) CATEGORY 6, 4 PAIR, 24 AWG, UNSHIELDED TWISTED PAIR (PENUMA RATED), AND (2) CATEGORY 6, 4 PAIR, 24 AWG, PVC JACKETED (PENUMA RATED) IN CONDUIT BACK TO TIE-INS CLOSEST TO DISCONNECT WITH VA REPRESENTATIVE. MOUNT DATA OUTLETS TO PIPE STATIONS AS REQUIRED. TYPICAL FOR ALL DATA OUTLETS SHOWN.
- ⑨ PROVIDE CABLE ACCESS WITH DOOR CONTACTS FOR BOTH ENTRANCE DOORS TO TUNNEL, ON WAREHOUSE AND CHILLER PLANT SIDE.
- ⑩ PROVIDE 180 DEGREE CAMERA, AND CONNECT TO VA POLICE DISPATCH CENTER.
- ⑪ PROVIDE TWO ADDITIONAL CAMERAS IN THE TUNNEL. COORDINATE EXACT LOCATION WITH VA REPRESENTATIVE. ROUTE CAMERAS BACK TO VA POLICE DISPATCH CENTER.



FINAL DESIGN (100%)
FULLY SPRINKLERED
FFA #7574

CONSULTANTS:		ARCHITECT/ENGINEERS:		ELECTRICAL: PARTIAL SITE PLAN		PHASE II Stratton VA Medical Center		Building Number -		Drawing Number E2.1		Department of Veterans Affairs							
FREDERMAN FISHER ASSOCIATES, P.C. Quality Service Since 1944 22 Aviation Road, Albany, New York 12205 TEL. (518) 462-7400 ext. 400 FAX (518) 462-7400 ext. 405		RYAN-BIGGS ASSOCIATES, P.C. 227 Upper 8th St. Albany, New York 12208 TEL. (518) 462-5174 www.ryanbiggs.com				Hyman Hayes ARCHITECTS 6 WENDELL COURT, ALBANY, NEW YORK 12205 (518) 452-3470 (518) 452-3783 Fax Over 20 years of quality professional service		Approved Project Director 		Location Albany, New York		Date 6-8-8		Checked JLM		Drawn MJS		Date 6-8-8	
EBERLIN AND EBERLIN, P.C. CONSULTING ENGINEERS, PLANNERS, LANDSCAPE ARCHITECTS 31 ESOPSON ROAD, BREWSTER, NEW YORK 10609 645.921.0209 PHONE 645.921.0209 FAX						HHA Proj. 12072													