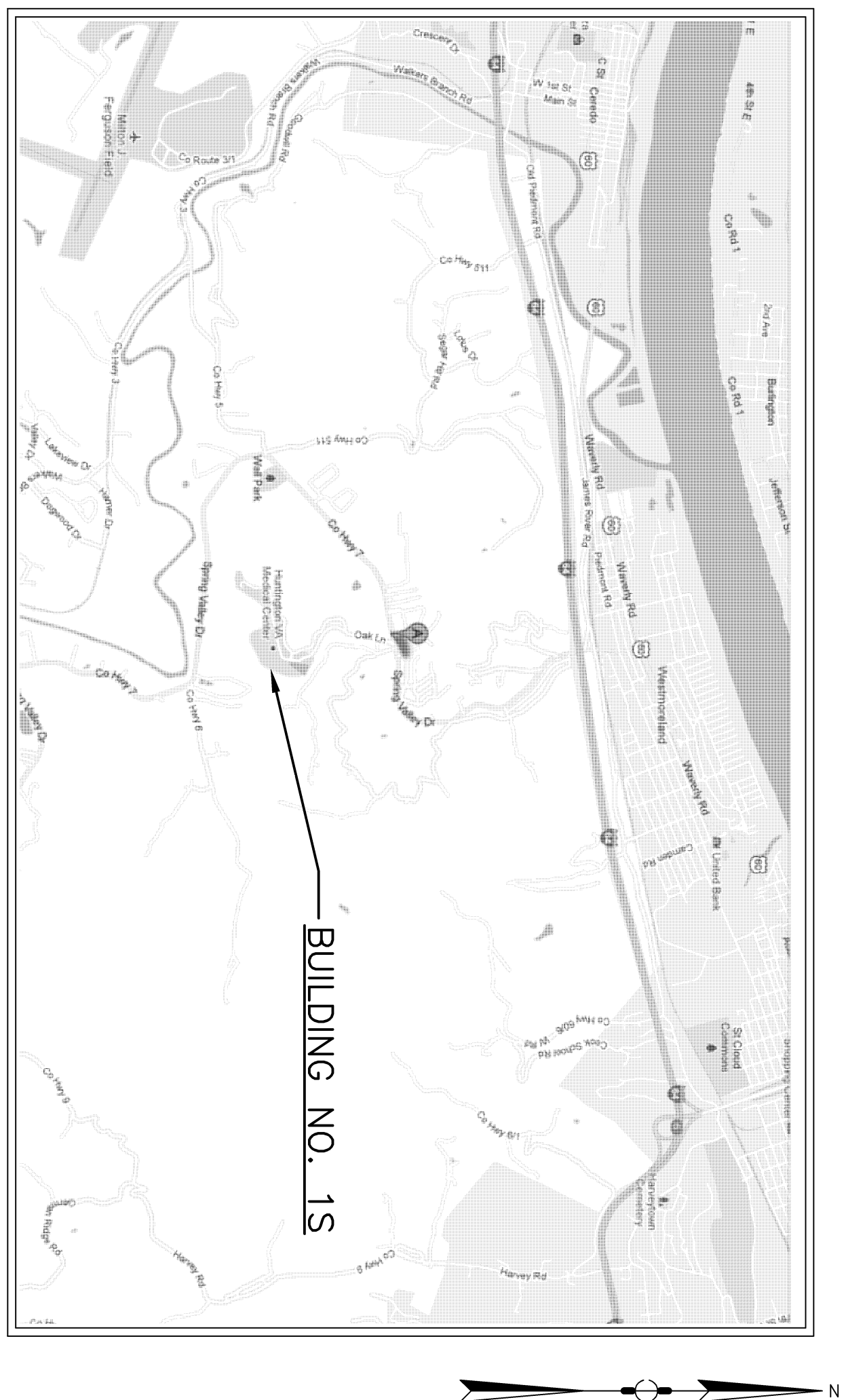


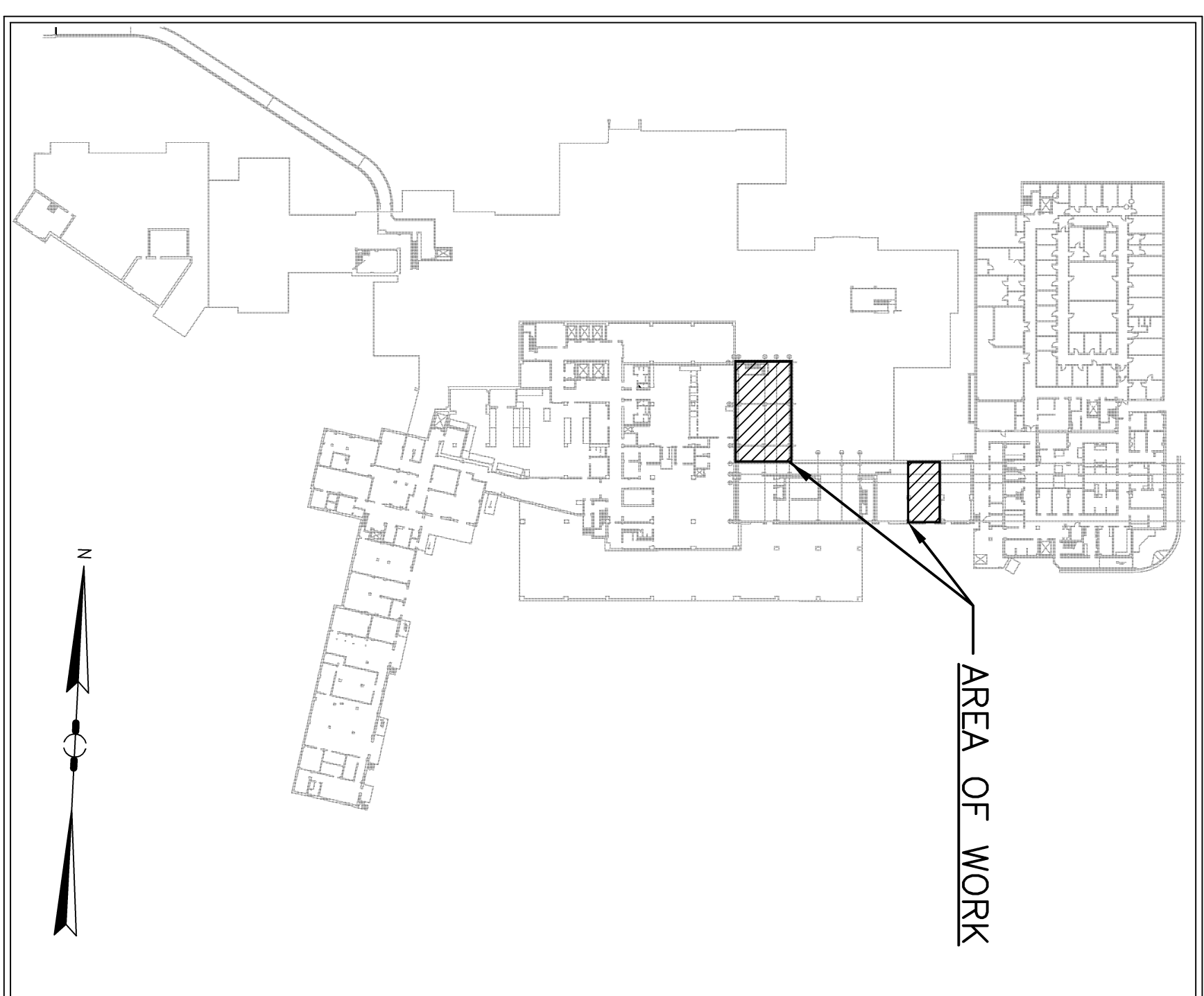
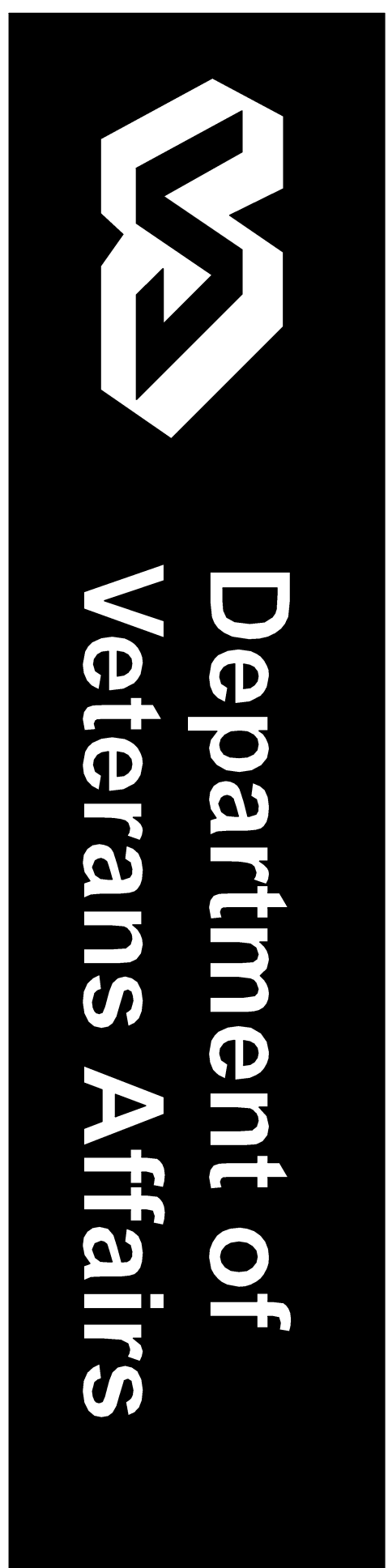
# REPLACE CHILLERS - CONTROLS BUILDING IS

DEPARTMENT OF VETERANS AFFAIRS MEDICAL CENTER HUNTINGTON, WEST VIRGINIA PROJECT NO. 581-12-102



# BUILDING SITE PLAN

SCALE: NONE



## BASEMENT KEY PLAN

SCALE: NONE

DRAWING INDEX			
SHEET NO.	TITLE	SHEET NO.	TITLE
GENERAL TS-0-001	COVER SHEET AND DRAWING INDEX	MECHANICAL TS-M-001	MECHANICAL SYMBOLS, ABBREVIATIONS, AND NOTES
		ELECTRICAL TS-E-000	ELECTRICAL SYMBOLS, ABBREVIATIONS AND

SHEET NO.	TITLE	SHEET NO.	TITLE
<b>MECHANICAL</b>		<b>ELECTRICAL</b>	
1S-M-007	MECHANICAL SYMBOLS, ABBREVIATIONS, AND NOTES	1S-E-000	ELECTRICAL SYMBOLS, ABBREVIATIONS AND LEGEND
1S-M-100	ROOM BB117 EXISTING CONDITION PLAN – PHASE 0	1S-E-001	ELECTRICAL NOTES
1S-MD-101	ROOM BB117 MECHANICAL DEMOLITION – PHASE 1	1S-ED-100	ELECTRICAL DEMOLITION PLAN
1S-M-101	ROOM BB117 NEW WORK PLAN – PHASE 1	1S-EP-100	ELECTRICAL NEW WORK PLAN – BASE BID DRAWING
1S-MD-102	ROOM BB117 MECHANICAL DEMOLITION – PHASE 2	1S-EP-600	ELECTRICAL SINGLE LINE DIAGRAM – BASE BID DRAWING
1S-M-102	ROOM BB117 NEW WORK – PHASE 2	1S-EP-601	ELECTRICAL SCHEDULES – BASE BID DRAWING
1S-MD-103	ROOM BB117 MECHANICAL DEMOLITION – PHASE 3	1S-EP-100A	ELECTRICAL NEW WORK PLAN – DEDUCT ALTERNATE DRAWING
1S-M-103	ROOM BB117 FINAL NEW WORK WORK PLAN – PHASE 3	1S-EP-600A	ELECTRICAL SINGLE LINE DIAGRAM – DEDUCT ALTERNATE DRAWING
1S-M-300	MECHANICAL SECTIONS	1S-EP-601A	ELECTRICAL SCHEDULES – DEDUCT ALTERNATE DRAWING
1S-M-501	MECHANICAL DETAILS		
1S-M-600	MECHANICAL EQUIPMENT SCHEDULES		
1S-M-601	MECHANICAL CHILLER PLANT FLOW DIAGRAM – PHASES 0 AND 1		
1S-M-602	MECHANICAL CHILLER PLANT FLOW DIAGRAM – PHASES 2 AND 3		
1S-M-800	CHILLER PLANT CONTROLS		

## BID DOCUMENTS

[illegible]