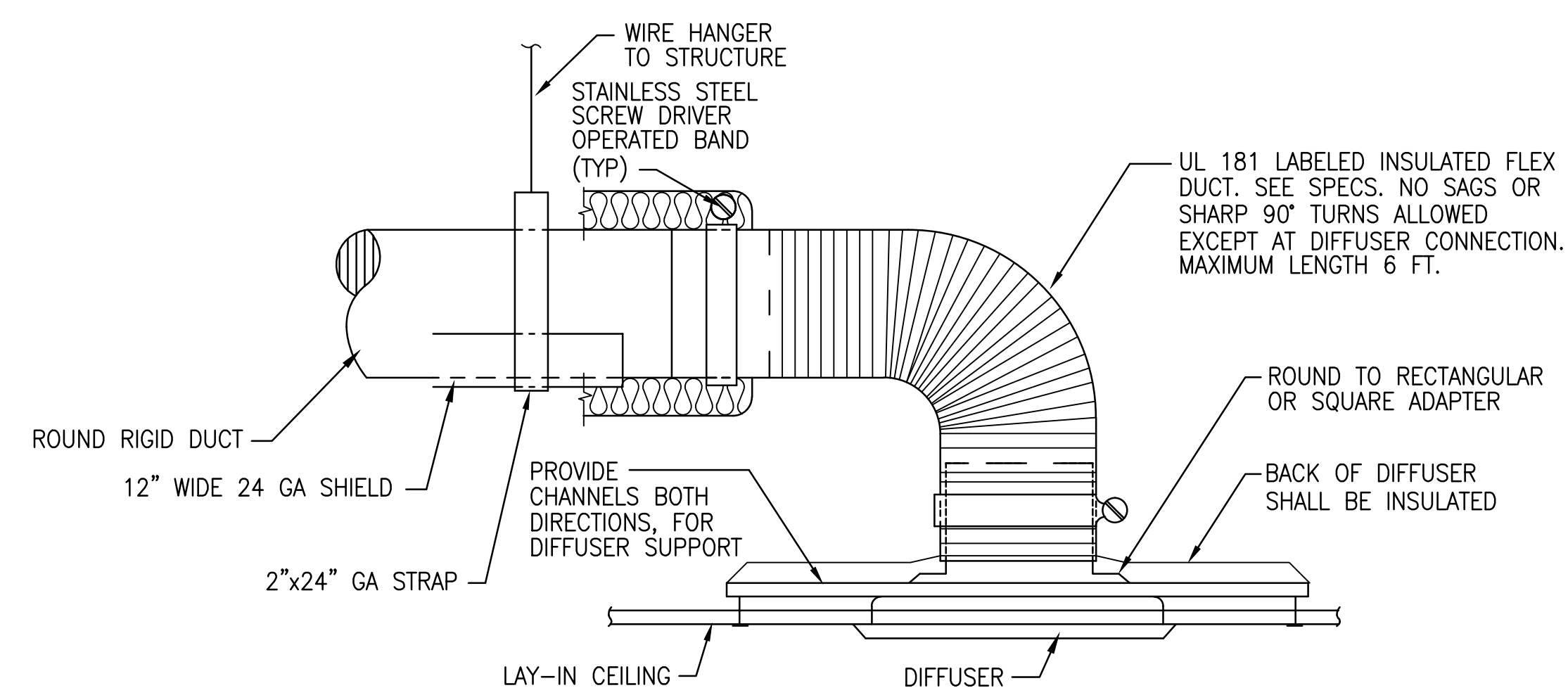
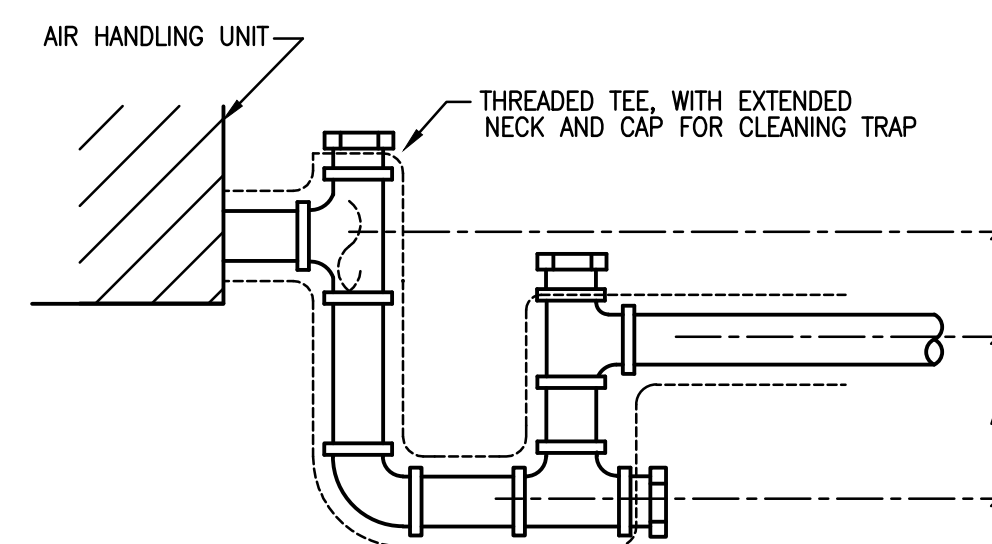


NOTE: PROVIDE SUPPORT ON ALL BRANCH DUCT RUNOUTS. MINIMUM OF TWO SUPPORTS ON BRANCH DUCTS OVER 6'-0" IN LENGTH.



1 DIFFUSER CONNECTION
M502 NTS (TYPICAL)

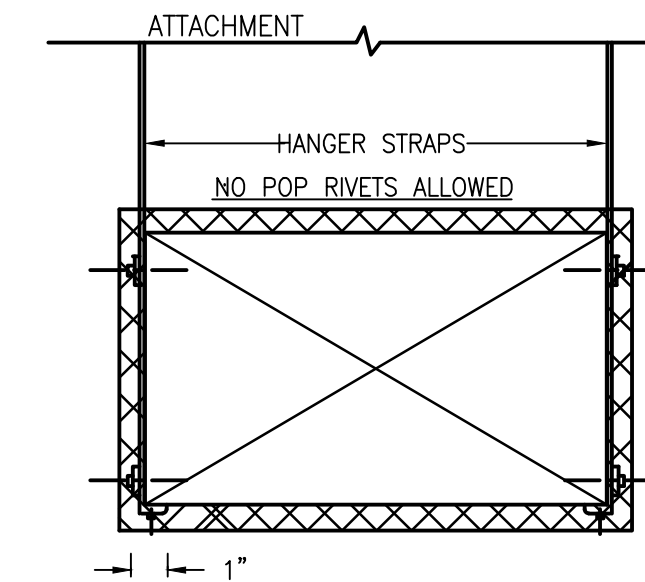


A = GREATER OF 4" OR 1/2" PLUS (BLOWTHRU) AHU TOTAL PRESSURE IN INCHES-WC
B = GREATER OF 2" OR 1/2" PLUS (DRAWTHRU) AHU TOTAL PRESSURE IN INCHES-WC
NOTES:
1 1" MIN PIPE SIZE OR DRAIN SIZE TAP IN AHU INSULATE FOR CONDENSATE CONTROL AS REQD
2. ALL MATERIAL SHALL BE TYPE "L" COPPER.

3 CONDENSATE DRAIN TRAP
M502 NTS

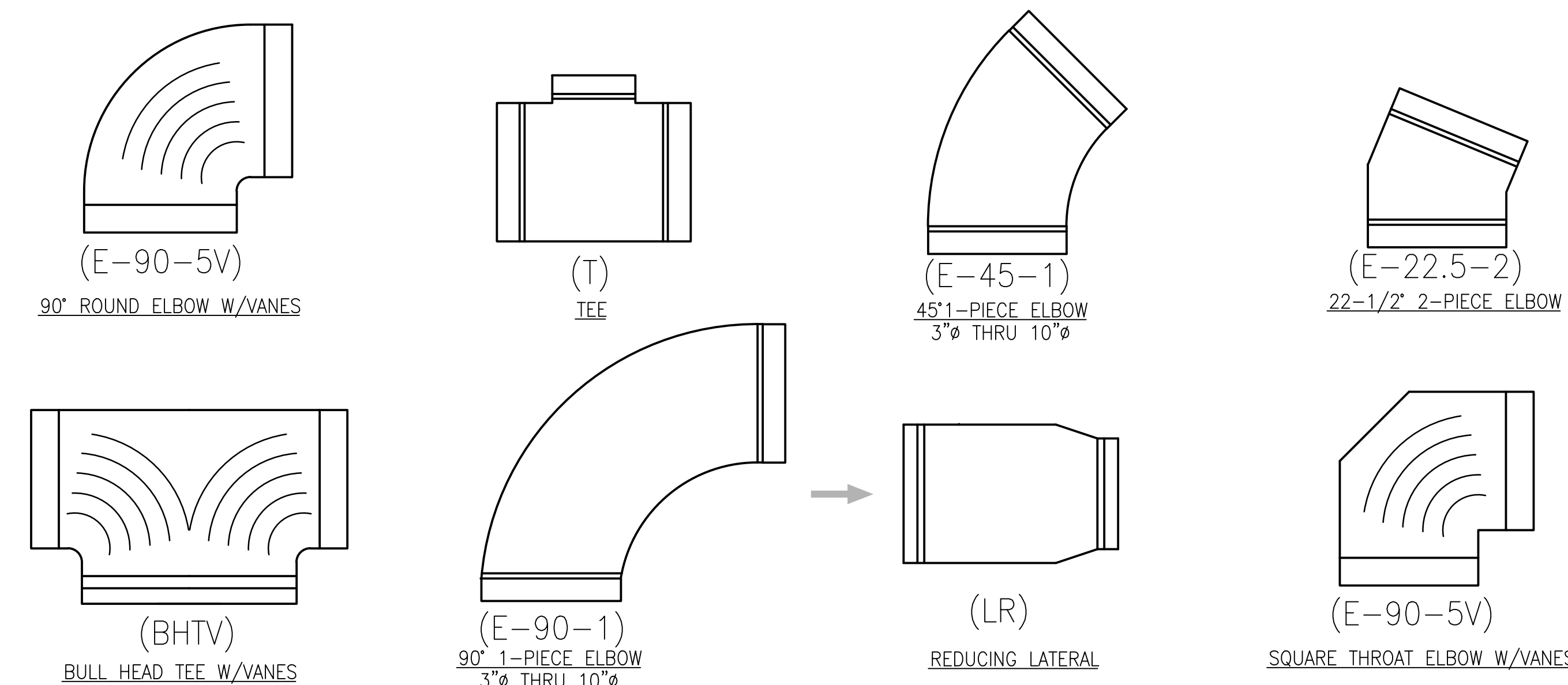
NO. 10x3/4" SELF TAPPING CADMIUM PLATED SHEET METAL SCREWS TO ANCHOR STRAPS TO DUCT AND JOISTS. ALL STRAPS SHALL BE TIGHT AGAINST DUCT AND MEMBERS.

HANGER SIZES FOR RECTANGULAR DUCT			
MAX. SIDE	HANGER	HORIZONTAL SUPPORT ANGLE	MAXIMUM SPACING
UP TO 34"	1" X 18 GAUGE STRAP	NONE REQUIRED	8'-0"
34" TO 40"	1" X 18 GAUGE STRAP	NONE REQUIRED	6'-0"

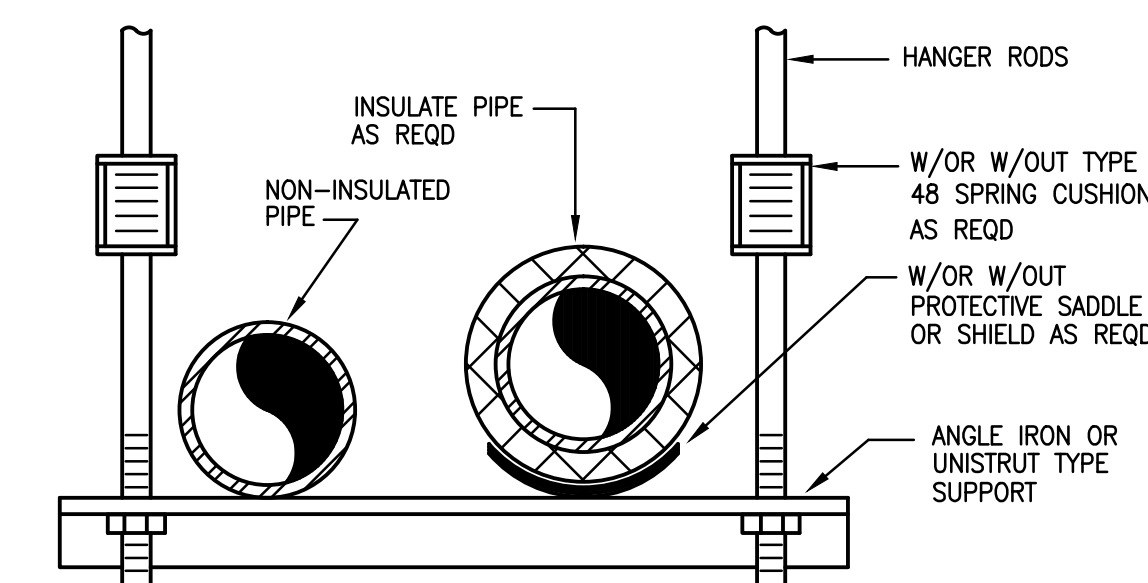


NOTE: HANGER STRAPS SHOWN FOR SINGLE WALL DUCT. STRAPS TO BE EXTERNAL FOR DOUBLE WALL DUCT.

4 DUCT STRAP HANGER
M502 NTS

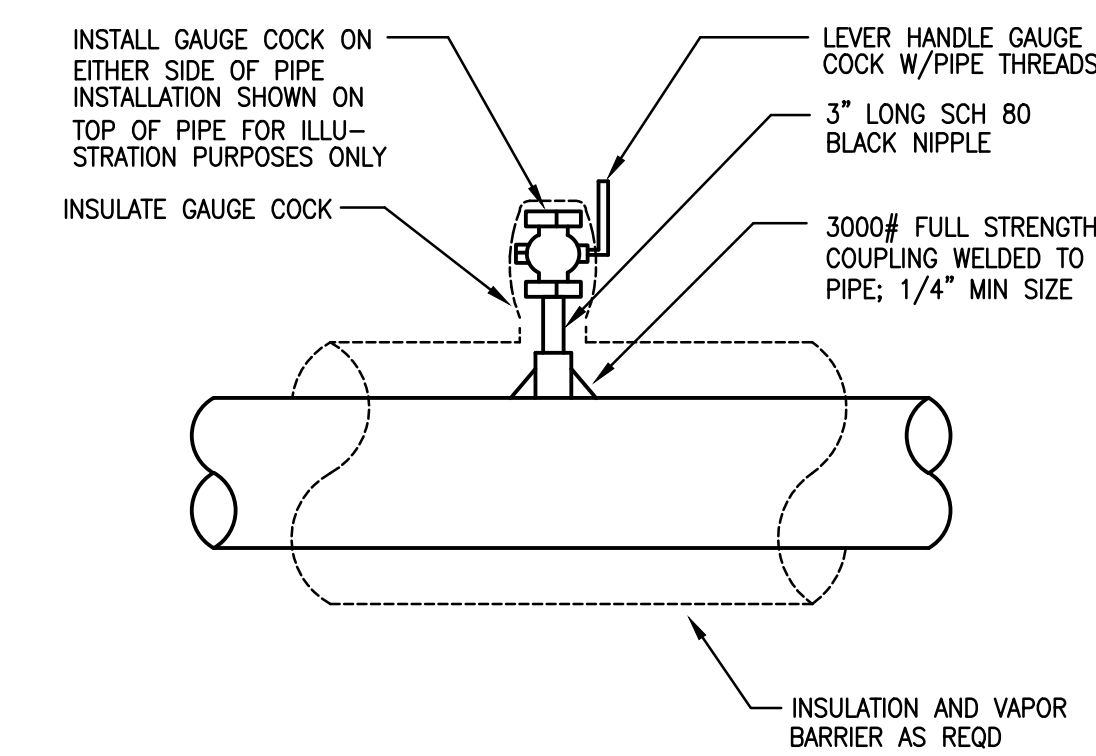


5 TYPICAL DUCT FITTINGS
M502 N.T.S.



NOTES:
1 SIZE RODS, SPRING CUSHION, AND HORIZONTAL MEMBER APPROVED TO SATISFY LOAD REQUIREMENT W/SAFETY FACTOR OF 5

6 TRAPEZE TYPE PIPE SUPPORT
M502 NTS



7 GAUGE COCK INSTALLATION
M502 NTS

FINAL SUBMISSION
MARCH 25, 2013

IF SHEET IS LESS THAN (30"x42") IT IS A REDUCED PRINT; SCALE ACCORDINGLY

M501



BES DESIGN/BUILD 786 MIDDLE ST., PANAMA CITY, FL 36532 251-990-5778 ARCH. & ENGR. SEAL 	NATURAL RESOURCES & ENVIRONMENTAL AFFAIRS SATISFACTORY TO DATE	P.W. DWG. NO.	DEPARTMENT OF THE NAVY NAVAL SUPPORT ACTIVITY PANAMA CITY, FLORIDA
	SAFETY DEPARTMENT SATISFACTORY TO DATE	DRAWN BY R. LONDOÑO	CONSTRUCT NAVAL BRANCH HEALTH CLINIC PANAMA CITY
	FIRE DEPARTMENT SATISFACTORY TO DATE	CHECKED BY R. DeLOACH	MECHANICAL DETAILS
	PUBLIC WORKS SUPERVISOR SATISFACTORY TO DATE	SUPERVISOR B. COFFMAN	SIZE F
		APPROVED DATE	CODE IDENT. NO. N/A
	PUBLIC WORKS OFFICER	FROMC PROJ. NO. 520-13-200	CONSTR. CONTR. NO.
		SCALE	MACC. T.O.# SHEET 7 OF 9