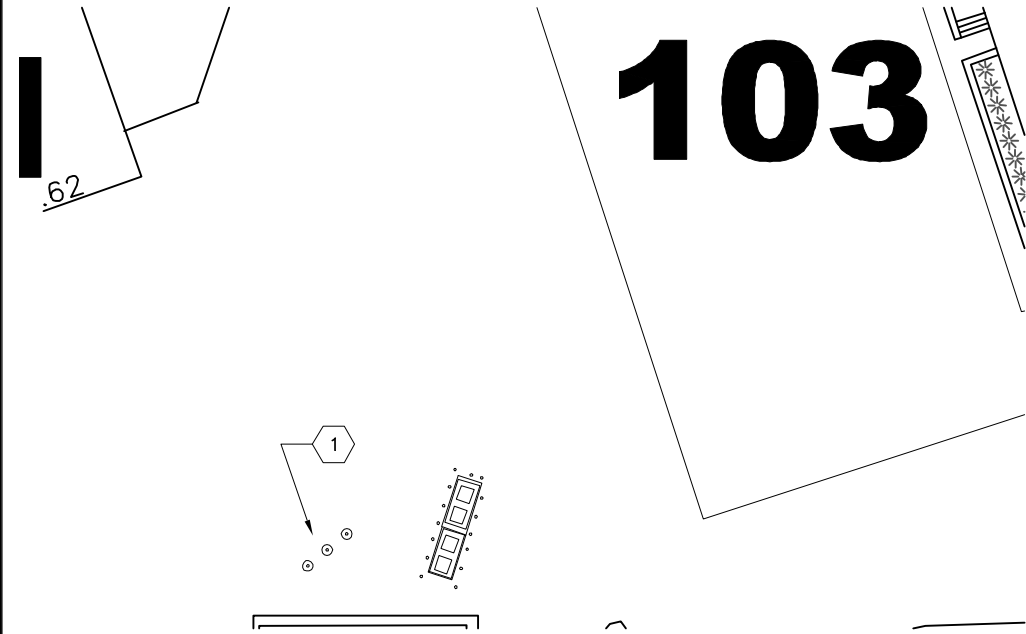


**1** BOLLARDS AT UTILITY SERVICE ENTRANCE - BLDG 101  
NW-03 SCALE: 1" = 200'

General Notes

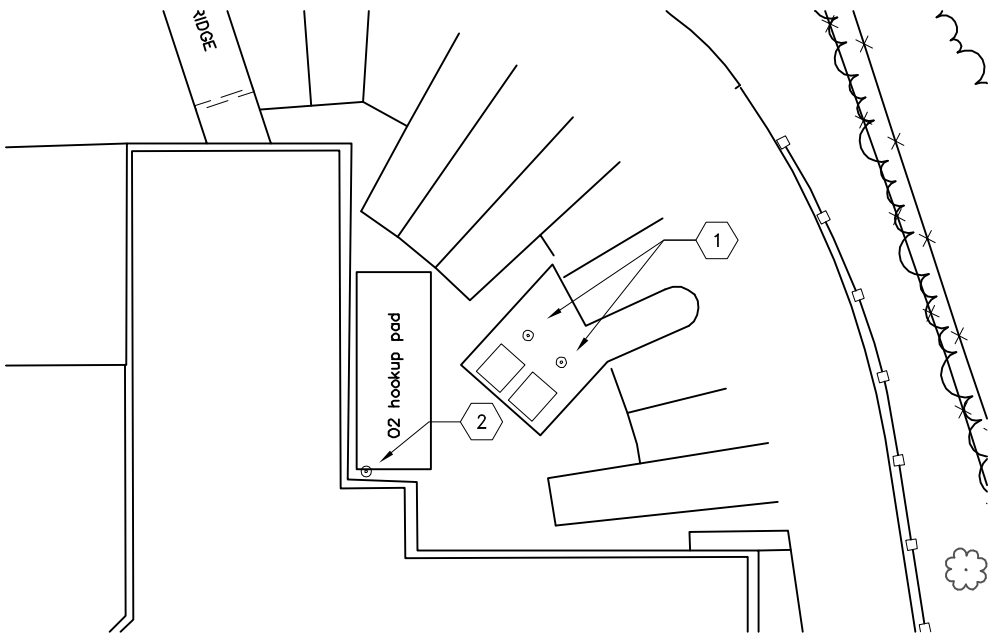
- 1 Install three (3) bollards as shown on plan above. Coordinate actual location in field with COR and utility company.



**4** OPTION - BOLLARDS AT UTILITY SERVICE ENTRANCE - BLDG 1  
NW-03 SCALE: 1" = 200'

General Notes

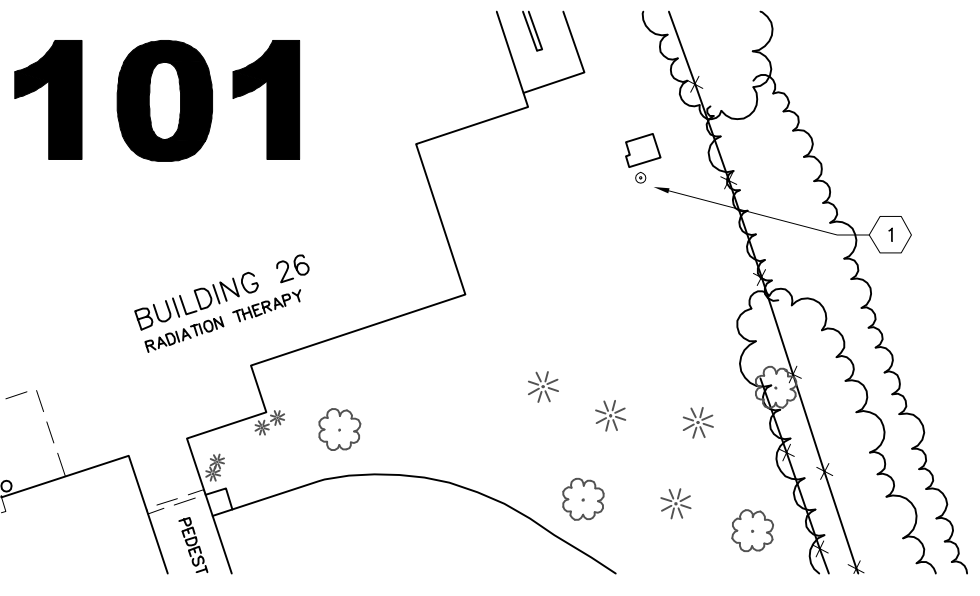
- 1 Install three (3) bollards as shown on plan above. Coordinate actual location in field with COR and utility company.



**2** BOLLARDS NEAR OXYGEN CONNECTION AND XFMRS  
NW-03 SCALE: 1" = 200'

General Notes

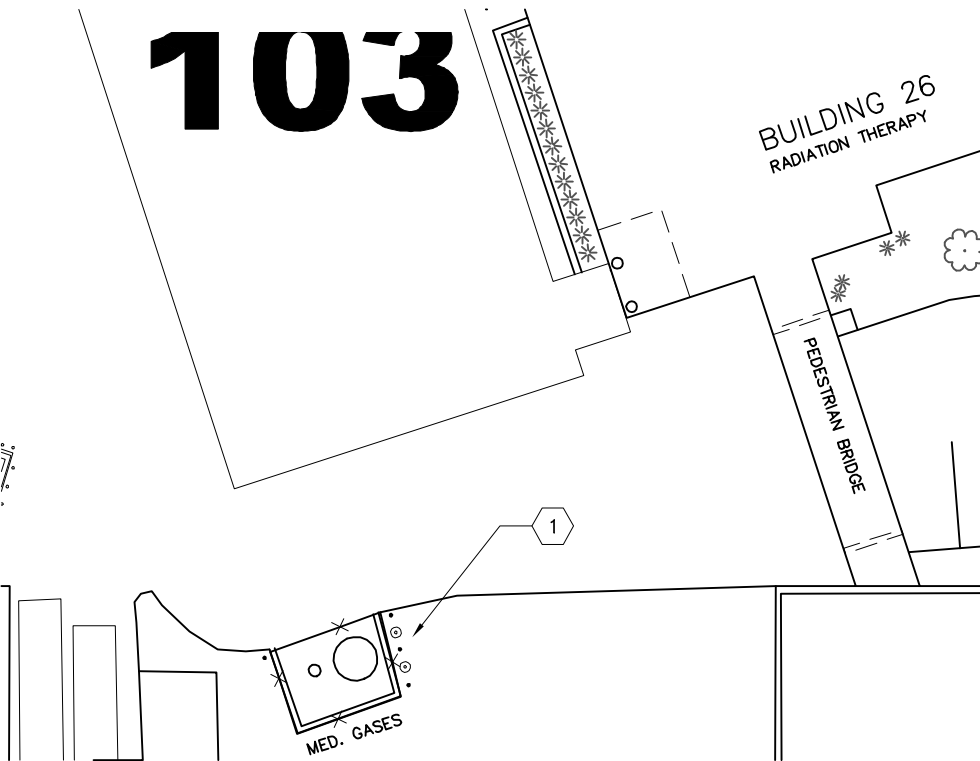
- 1 Install two (2) bollards as shown on plan above near the existing transformers. Coordinate actual location in field with COR and utility company.
- 2 Install one (1) bollard as shown on plan above near the existing Emergency Oxygen service entrance. Coordinate actual location in field with COR.



**3** OPTION - BOLLARD NEAR XFMRS  
NW-03 SCALE: 1" = 200'

General Notes

- 1 Install one (1) bollard as shown on plan above near the existing transformers. Coordinate actual location in field with COR and utility company.



**5** OPTION - BOLLARDS NEAR OXYGEN MAIN TANK  
NW-03 SCALE: 1" = 200'

General Notes

- 1 OPTION – Install one (1) bollards a shown on plan above near the existing transformers. Coordinate actual location in field with COR and utility company.

		CONSULTANTS:		ARCHITECT/ENGINEERS:		Drawing Title NEW WORK LOCATION OF BOLLARD INSTALLATIONS		Project Title SECURITY MEASURES AT BULK OXYGEN TANK CORAL & UTILITY LOCATIONS		Project Number UTIL - SECURITY		STRATTON VA MEDICAL CENTER
								Building Number SITE				
								Location ALBANY, NEW YORK				
								Date MARCH 18, 2013		Checked TEL		
								Drawing Number NW-03 Dwg. 4 of 4				
CLARIFY OPTIONAL LOCATIONS FOR BOLLARDS		07-01-13				Approved: Project Director						
RFP		06-06-13										
Revisions:		Date										