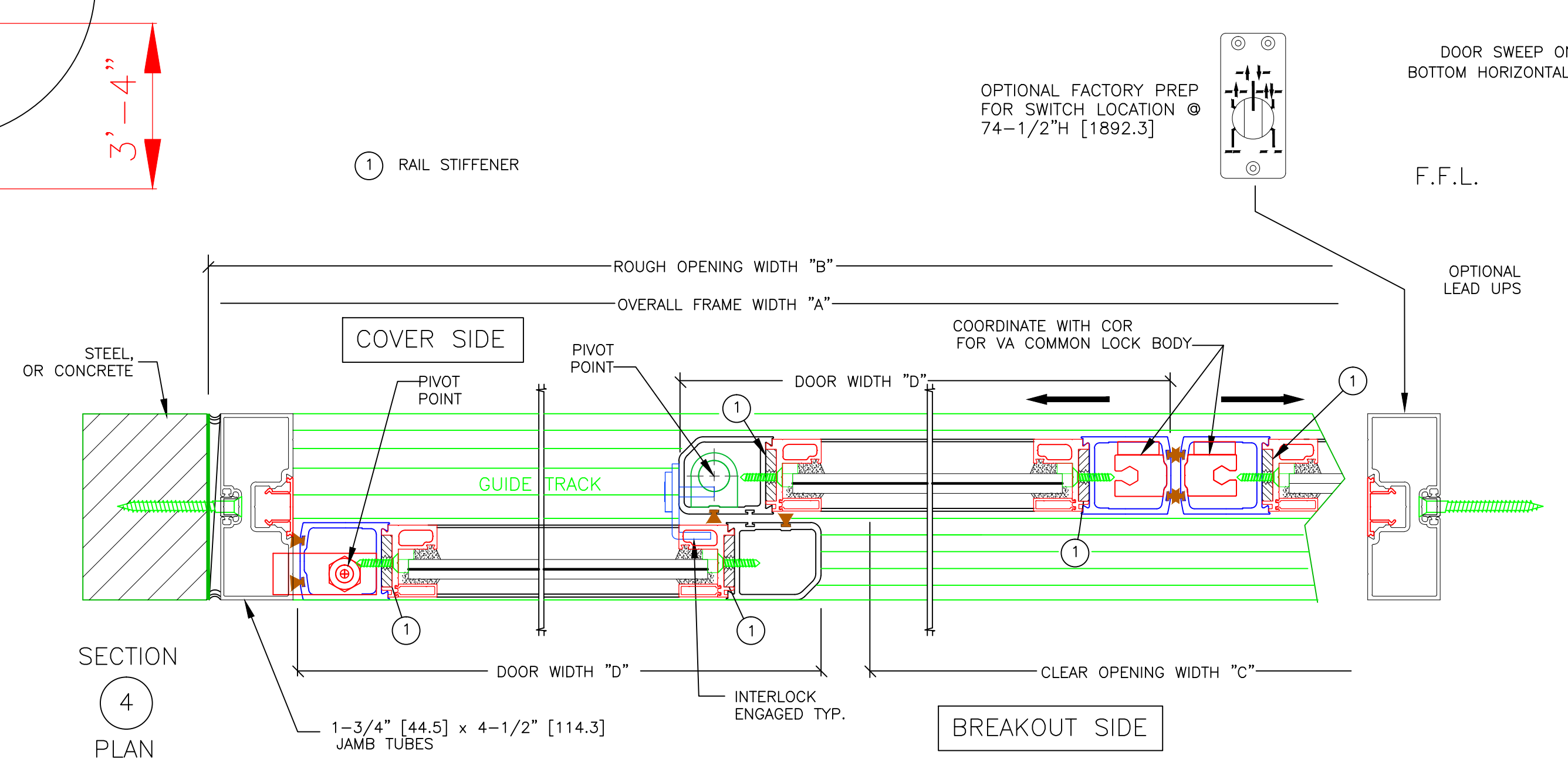
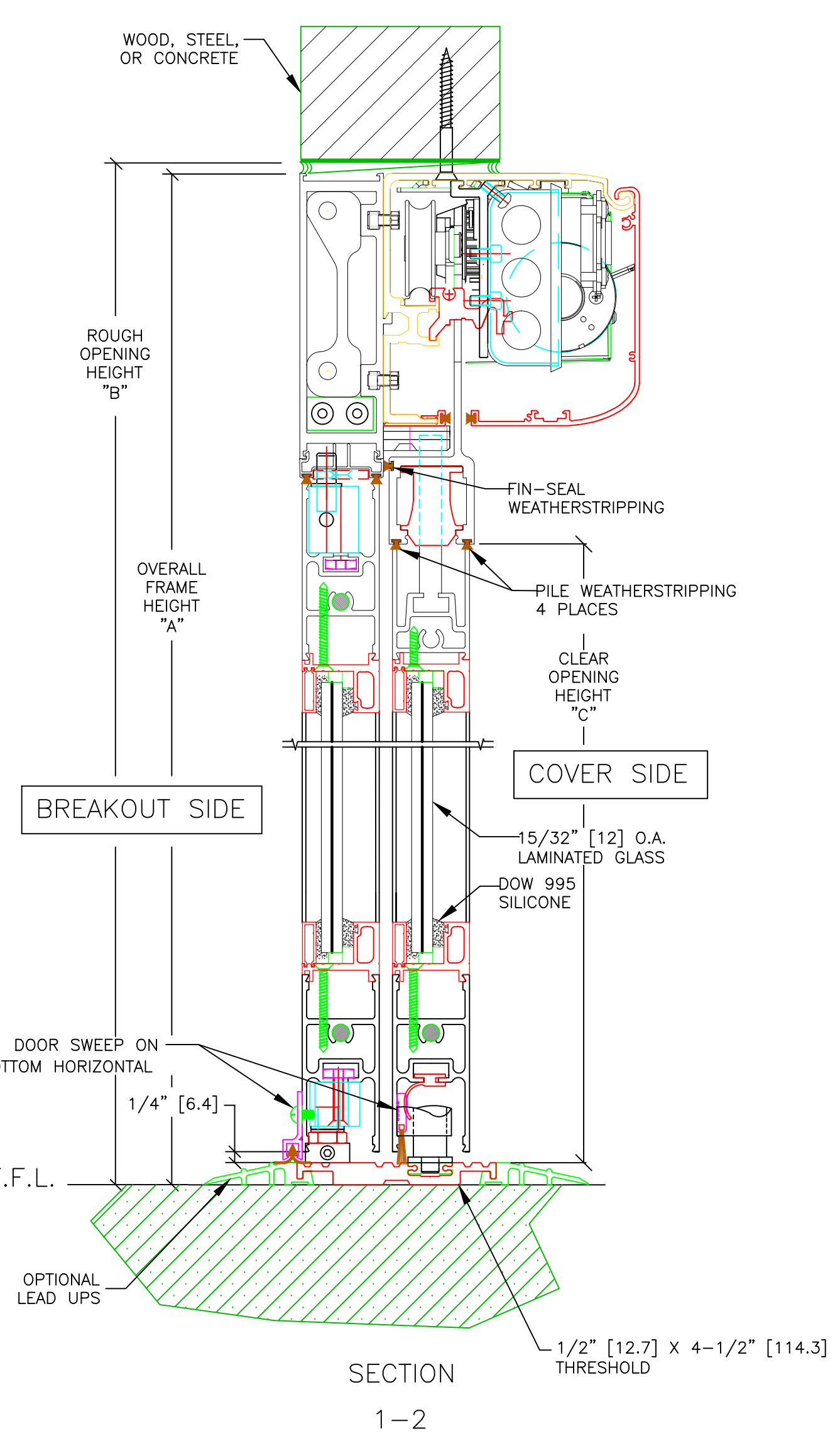
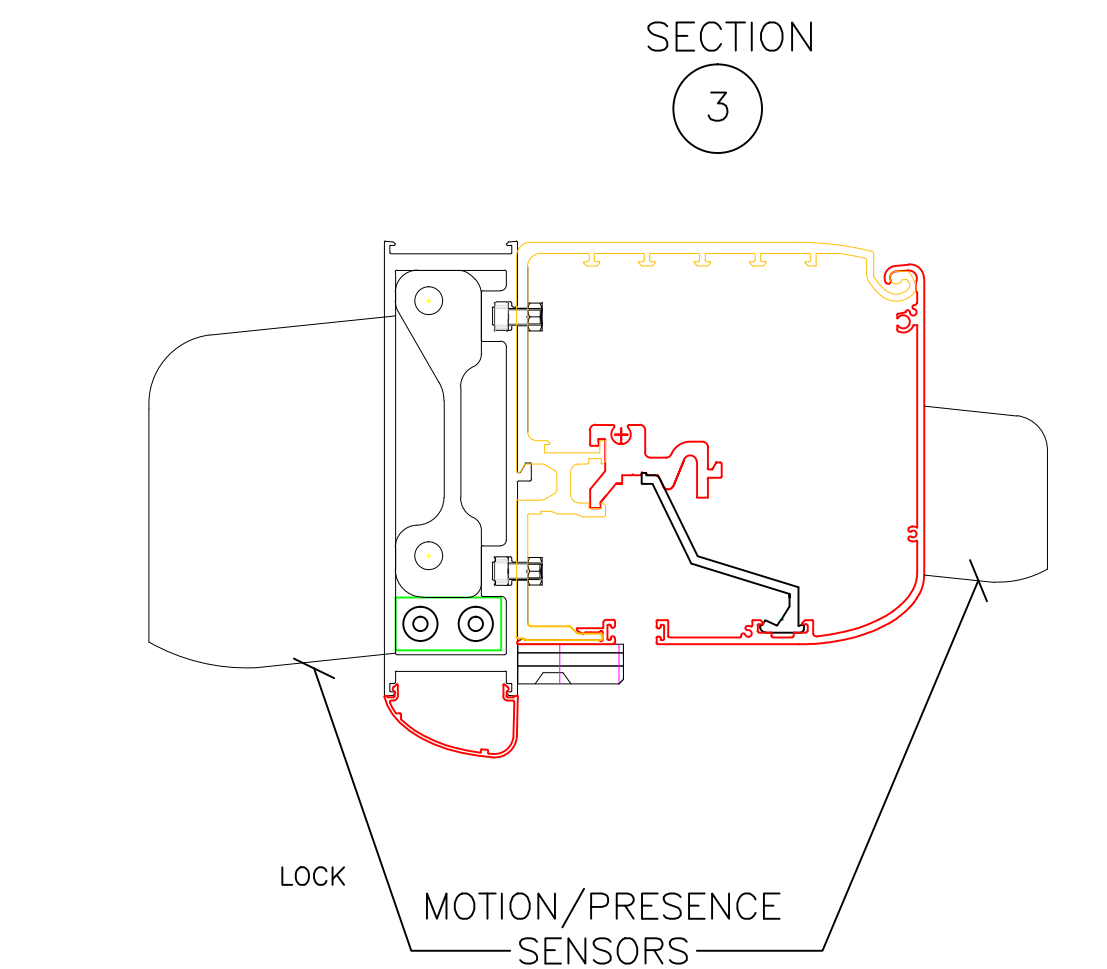
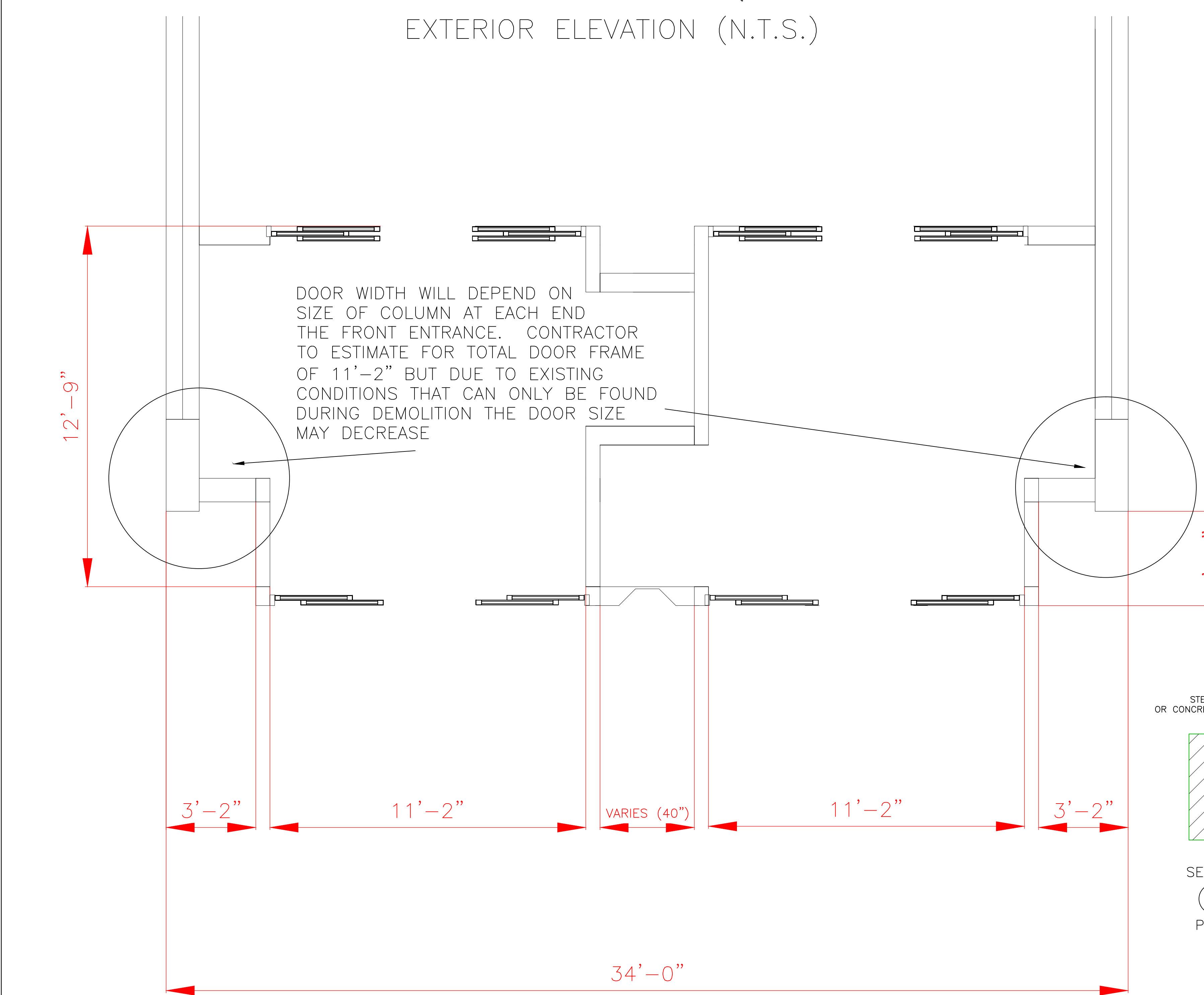


EXTERIOR ELEVATION (N.T.S.)



- NOTES**
- THE STANDARD PACKAGE CONSISTS OF:
- A) THE AUTOMATIC OPERATOR
 - B) FRAMES, DOORS & SIDELITES WITH WEATHERSTRIPPING
 - C) ACTIVE LEAF AND SIDELITE EMERGENCY BREAKOUT FUNCTIONALITY
 - D) 2-POINT LOCK
 - E) 5-POSITION SWITCH OR 3-POSITION SWITCH
 - OFF, EXIT ONLY, AUTO, REDUCED OPENING, HOLD OPEN OR OFF, AUTO, HOLD-OPEN
 - F) MOTION/PRESENCE SENSORS

- PACKAGE OPTIONS:**
- A) PANIC DEVICE; A/R G86
 - B) MEDIUM OR WIDE DOOR STILES
 - C) 7" OR 10" BOTTOM DOOR RAILS

- APPROVED GLASS OPTIONS:**
- A) 15/32" O.A. LAMINATED: 3/16" HS - .090" SOLUTIA SAFLEX_i PVB - 3/16" HS
 - B) 15/32" O.A. LAMINATED: 3/16" HS - .090" DUPONT SENTRYGLAS PLUS_i - 3/16" HS

WET GLAZE WITH DOW 995 SILICONE - FOLLOW MANUFACTURER'S INSTRUCTIONS

GLASS SIZE: OFW/4 - 4 5/8" X O.A. OFH - 16 3/4"
- [117.5] [425.5]

- STANDARD FINISHES:**
- A) CLEAR - AA-C23-A31

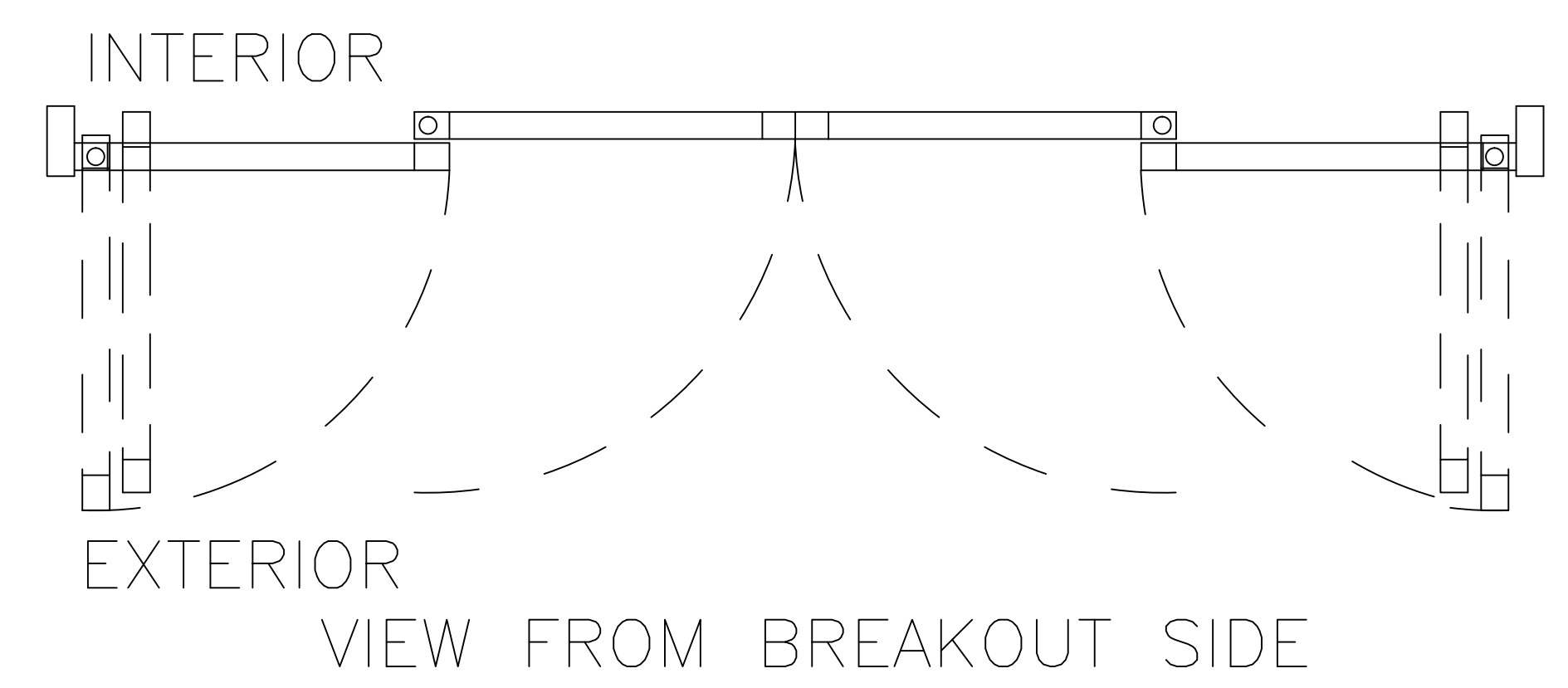
FOR MAXIMUM CURRENT DRAW, SEE PRODUCT SPECIFICATION, INSTALLATION INSTRUCTIONS, OR THE UL LABEL ON THE EQUIPMENT.


TEST PROTOCOLS: TAS 201, TAS 202 & TAS 203
REF. MIAMI-DADE PRODUCT CONTROL NOA# 10-0217.06
FL# 14324

CONTRACTOR VERIFY EXISTING CONDITIONS IN RELATIONSHIP TO EXISTING STRUCTURE AND SUBMIT SHOP DRAWINGS FOR GOVERNMENT APPROVAL.

OPENING SIZE DATA				
	OVERALL FRAME SIZE "A"	ROUGH OPENING "B"	CLEAR OPENING "C"	DOOR WIDTH "D"
AT MAX WIDTH	168" [4267.2]	168 1/2" [4279.9]	70 3/16" [1782.8]	42 11/16" [1084.3]
WIDTH FORMULA	B - 1/2" [12.7]	A + 1/2" [12.7]	A/2 - 13 13/16" [350.8]	A/4 + 11/16" [17.5]
AT MAX HEIGHT	92" [2336.8]	92 1/2" [2349.5]	82 1/2" [2095.5]	
HEIGHT FORMULA	B - 1/2" [12.7]	A + 1/2" [12.7]	A - 7 1/2" [190.5]	

REFER TO APPLICABLE BUILDING CODES FOR EGRESS REQUIREMENTS



REVISION: CLARIFICATION IN SCOPE		01 JULY 2013		RECOMMEND APPROVAL				Drawing Title			Project Title			Date			Department of Veterans Affairs				
				REQUESTER		Date		STOREFRONT DOORS			B-2 ENTRANCE RENOVATION			15 MAY 2013							
				CHIEF OF SERVICE		Date	CHIEF OF STAFF		Approved: Safety Manager/M&O Supervisor			Building Number		Checked		Drawn					
				ASSOC. DIR. PATIENT CARE SVC.		Date	ASSOC. DIR. for OPERATIONS		Approved: Chief of Facilities Management Svr.			Building #2				BLF					
				APPROVAL BY:				Date				Location	W.G.(BII) Hefner Medical Center 1601 Brenner Ave. Salisbury NC 28144			DRAWING NO.					
Revision			Date	MEDICAL CENTER DIRECTOR											A-105						
															DWG. 9 OF 28						