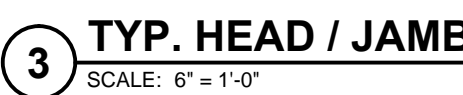
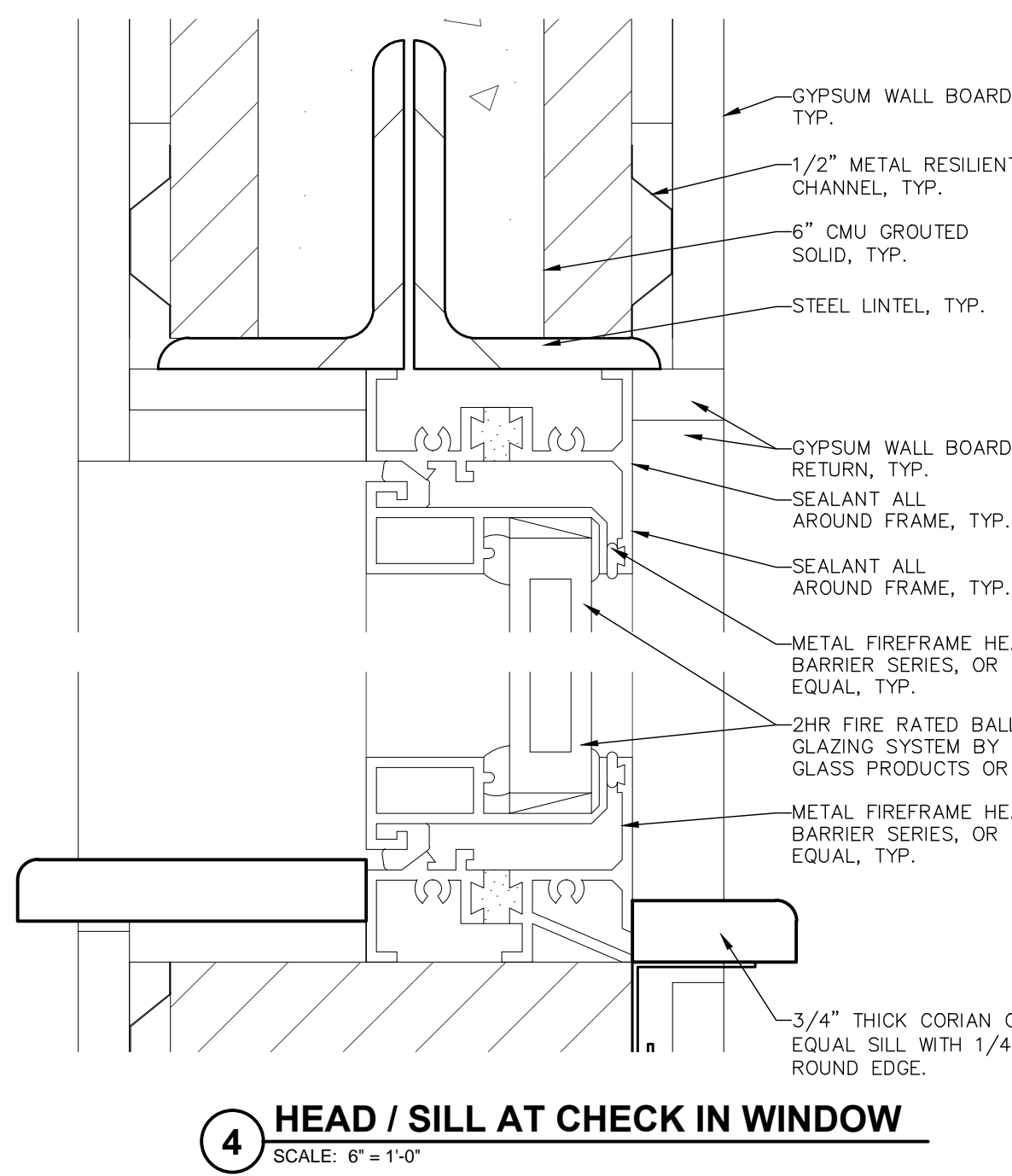


1. ALL EXISTING DOORS TO REMAIN WILL HAVE HARDWARE REMOVED, THE DOOR LEAF SANDED AND REFINISHED TO MATCH DOOR ON PROJECT AND THE HARDWARE REINSTALLED.
2. ALL DOORS ADJOINING PUBLIC CORRIDORS WILL BE PAINTED WITH THE PUBLIC CORRIDOR SIDE OF THE DOOR FRAME MATCHING THE DOOR TRIM IN THE PUBLIC CORRIDOR AND THE PROJECT SIDE OF THE DOOR FRAME MATCHING THE P-2 FINISH.
3. ALL DOOR FRAMES WILL HAVE A CONTINUOUS BEAD OF SEALANT WHERE THE FRAME MEETS THE G.W.B. PARTITION.
4. ALL FIRE RATED DOORS WILL BE IN ACCORDANCE WITH NFPA 257.



FINISH / MATERIALS SCHEDULE		*SEE FINISH NOTES
FIN. ACRONYM	MAKE / MANUFACTURER (OR EQUAL)	MODEL / COLOR (OR EQUAL)
SEALANT AND CAULKING (SEE SPEC SECTION 07 92 00)		
S-1	BASF – SONNEBORN (SEALANT)	MATCH WALL PAINT COLOR
ACOUSTICAL CEILING (SEE SPEC SECTION 09 51 00)		
ACT-1	ARMSTRONG	ULTIMA HIGH WASHABILITY, SQUARE LAY IN, #1938, WHITE, 24"x48"x3/4", GRID STYLE 15/16"
TILE FLOORING (SEE SPEC SECTION 09 65 19)		
VCT FLOOR PATTERN –		
V.C.T.-1	FRITZ TILE	COLOR: VERONA C521571 LOCATION: MAIN BODY OF FLOOR IN POLICE SUITE
V.C.T.-2	FRITZ TILE	COLOR: JUNGLE Q160583 LOCATION: ACCENT FLOOR COLOR
FLR-1	ROPPE, TUFLEX SPARTUS	COLOR: COCOA #932 27" x 27" x 3/8" INTERLOCKING LOCATION: COVERING RAISE ACCESS FLOOR AND RAMP
WALL BASE (SEE SPEC SECTION 09 65 13 AND 09 65 19)		
V.C.T.-0	FRITZ TILE	6" HIGH V.C.T., COLOR: VERONA C521571 WITH BEVELED EDGE LOCATION: TYPICAL THROUGHOUT POLICE SUITE
V.C.B.-1	ROPPE – TYPE TV	6" HIGH V.C.B., PINE – 630 LOCATION: TYPICAL THROUGHOUT POLICE SUITE
V.C.B.-2	ROPPE – TYPE TV	6" HIGH V.C.B., MATCH EXIST. BASE (DEEP NAVY – 139) LOCATION: MAIN LOBBY
PAINT (SEE SPEC SECTION 09 91 00)		
P-1	PITTSBURGH PAINT (WALL)	COLOR: SPICED VINEGAR 314-4 (SHEEN, EGGSHELL) LOCATION: TYPICAL THROUGHOUT POLICE SUITE
P-2	PITTSBURGH PAINT (DOOR AND WINDOW TRIM)	COLOR: HEMLOCK 410-5 (SHEEN, SEMIGLOSS) LOCATION: DOOR AND WINDOW FRAMES (SEE FIN. NOTE 7) COLOR: BURNED REDWOOD 327-7 (SHEEN, EGGSHELL) LOCATION: ACCENT WALL
P-3	PITTSBURGH PAINT (WALL ACCEENT)	COLOR: EVERLASTING – 349-3 (SHEEN, EGGSHELL) LOCATION: MAIN LOBBY
P-5	PITTSBURGH PAINT (DOOR AND WINDOW TRIM)	COLOR: MATCH EXIST. (SHEEN, SEMIGLOSS) LOCATION: MAIN LOBBY DOOR AND WINDOW FRAMES
P-6	PITTSBURGH PAINT (CEILING)	COLOR: GYPSUM – 520-1 (SHEEN, WHITE) LOCATION: GYPSUM CEILINGS AND SOFFITS
COUNTERTOPS (SEE SPEC SECTION 12 31 00)		
CTOP-1	DUPONT, CORIAN	COLOR: LAVA ROCK $\frac{3}{4}$ " THICK WITH HALF BULL NOSE INLAY
CTOP-2	DUPONT, CORIAN	INLAY ACCENT COLOR: OLIVATE $\frac{1}{2}$ " THICK (AT BULL NOSE)
CASEWORK (SEE SPEC SECTION 12 31 00)		
CW-1	THERMO SCIENTIFIC, HAMILTON – ACCLAIM STEEL CASEWORK	COLOR: SAND (POWER COATED)
CW-2	THERMO SCIENTIFIC, HAMILTON – ACCLAIM STEEL CASEWORK – MOBIL PEDESTAL	COLOR: BLACK (POWER COATED) 2 DWR. EACH LOCKABLE. SIZE
METAL COLUMN COVER		
COLC-1	PAC-GLAD, PAC-1000F COLUMN COVER	COLOR: AGED COPPER
-	-	-
INTERIOR SIGNS (SEE SPEC SECTION 10 14 00)		
IS-1	2/90 SIGN SYSTEMS, 2/90 THIN PROFILE MODULAR SIGN SYSTEM (NO EQUAL) 7x9 THIN PROFILE MODULAR SIGN	(1) 3x9 ROOM NUMBER/BRAILLE COLOR: #255 – CLASSIC BLUE COPY COLOR #208 – SOFT WHITE (2) EACH 2x9 MAGNETIC INSET COLOR: #259 FRENCH BLUE (2) END CAPS COLOR: #208 – SOFT WHITE

FINISH SCHEDULE															
NO.	ROOM	FLOOR	BASE	NORTH WALL		EAST WALL		SOUTH WALL		WEST WALL		CEILING		REMARKS	
				MATERIAL	FINISH	MATERIAL	FINISH	MATERIAL	FINISH	MATERIAL	FINISH	MATERIAL	FINISH		HEIGHT
A168	PIV ROOM	VCT-1	VCT-0	EXIST.	P-1	EXIST.	P-1	G.W.B./EXIST.	P-1	EXIST.	P-1	ACT-1	-	7'-10"	
A168A	TRAINING OFFICER OFFICE	VCT-1	VCT-0	EXIST.	P-1	EXIST.	P-1	EXIST.	P-1	EXIST.	P-1	ACT-1	-	7'-10"	
A188	LOCKERS	VCT-1	VCT-0	EXIST.	P-1	G.W.B./EXIST.	P-1	EXIST.	P-1	EXIST.	P-1	ACT-1	-	7'-10"	
C108	CHIEF OFFICE	VCT-1	VCT-0	EXIST.	P-1	EXIST.	P-1	G.W.B.	P-1	EXIST.	P-1	ACT-1	-	7'-10"	
C109	CLOSET	VCT-1	VCT-0	G.W.B.	P-1	G.W.B.	P-1	G.W.B.	P-1	G.W.B./EXIST.	P-1	ACT-1	-	7'-10"	
C110	DEPUTY CHIEF	VCT-1	VCT-0	G.W.B.	P-1	G.W.B.	P-1	G.W.B.	P-1	EXIST.	P-1	ACT-1	-	7'-10"	
C112	ROLL CALL	VCT-1	VCT-0	G.W.B.	P-1	G.W.B.	P-1	G.W.B.	P-3	EXIST.	P-1	ACT-1	-	7'-10"	
C113	ARMORY	VCT-1	VCT-0	G.W.B.	P-1	G.W.B.	P-1	G.W.B.	P-1	G.W.B.	P-1	ACT-1	-	7'-10"	
C114	EVIDENCE	VCT-1	VCT-0	G.W.B.	P-1	G.W.B.	P-1	G.W.B.	P-1	G.W.B.	P-1	ACT-1	-	7'-10"	
C116	OPERATORS	VCT-1	VCT-0	G.W.B.	P-1	G.W.B.	P-1	G.W.B.	P-1/3	EXIST.	P-1	ACT-1	-	7'-10"	*P-3 AT DIAGONAL WALL ONLY.
C118	DISPATCH ROOM	FLR-1	VCB-1	G.W.B.	P-1	G.W.B.	P-1	G.W.B.	P-1	EXIST.	P-1	ACT-1	-	7'-10"	VCT OVER 2 1/2" RAISED FLOOR SYSTEM
C122	CORRIDOR	VCT-1	VCT-0	EXIST.	P-1	G.W.B.	P-1	G.W.B.	P-1	G.W.B.	P-1	ACT-1	-	7'-10"	
C134	IT ROOM	EXIST.	EXIST.	EXIST.	P-1	EXIST.	P-1	EXIST.	P-1	EXIST.	P-1	NONE	NONE	OPEN	
C139	EXIST. MAIN LOBBY	*	VCB-2	G.W.B.	P-4	-	-	-	-	-	-	-	-	EXIST.	*MATCH EXISTING FINISHES IN MAIN LOBBY.
C141	HALL	VCT-1 /VCT-2	VCT-0	G.W.B.	P-1	G.W.B.	P-1/3	G.W.B.	P-1	G.W.B.	P-1	ACT-1	-	7'-10"	*P-3 AT WALL BEHIND CASE WORK NEAR ENTRY DOOR ONLY.
C142	REST ROOM	VCT-1	VCT-0	G.W.B.	P-1	G.W.B.	P-1	G.W.B.	P-1	G.W.B.	P-1	ACT-1	-	7'-10"	
C143	SHOWER ROOM	VCT-1	VCT-0	G.W.B.	P-1	G.W.B.	P-1	G.W.B.	P-1	G.W.B.	P-1	ACT-1	-	7'-10"	
C144	STORAGE	VCT-1	VCB-1	G.W.B.	P-1	G.W.B.	P-1	G.W.B.	P-1	G.W.B.	P-1	ACT-1	-	7'-10"	
C145	HALL	VCT-1 /VCT-2	VCT-0	G.W.B./EXIST.	P-1	G.W.B./EXIST.	P-1	G.W.B.	P-1	G.W.B.	P-1	ACT-1	-	7'-10"	
C146	INVESTIGATORS	VCT-1	VCT-0	G.W.B.	P-1	G.W.B.	P-1	G.W.B.	P-1	G.W.B.	P-1	ACT-1	-	7'-10"	
C147	HOLDING	VCT-1	VCB-1	G.W.B.	P-1	G.W.B.	P-1	G.W.B.	P-1	G.W.B.	P-1	G.W.B.	P-6	7'-10"	
C148	OPERATIONS	VCT-1/VC T-2	VCT-0	G.W.B.	P-1	G.W.B.	P-3	G.W.B./EXIST.	P-1	-	-	ACT-1	-	7'-10"	



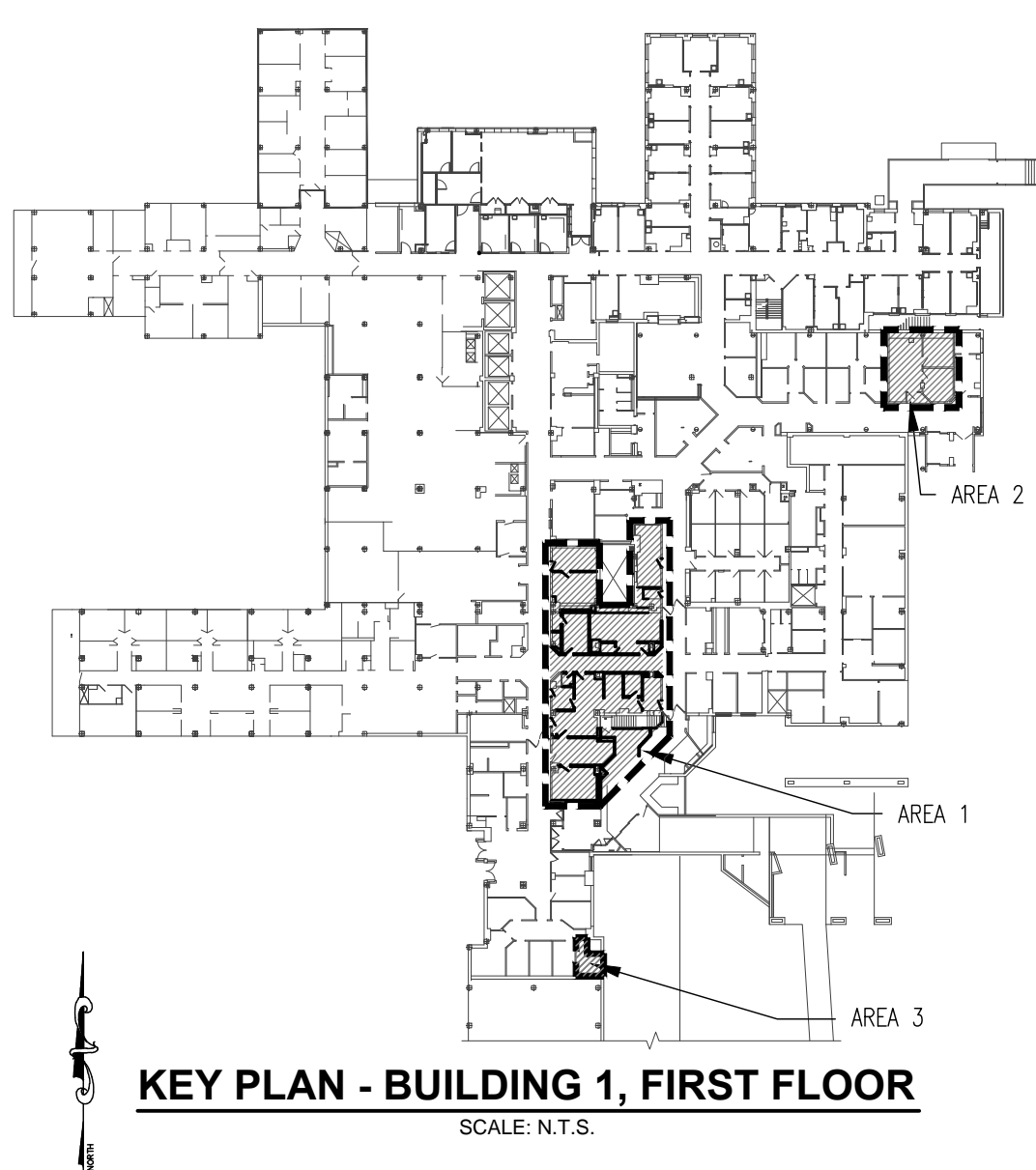
5 SIGNAGE LOCATION DETAIL
SCALE: 1/2" = 1'-0"

ROOM SIGN SCHEDULE		
ROOM NAME AND NUMBER		DOOR SIGN TEXT
PIV RM.	A168	A168
TRAINING OFFICER OFFICE	A168A	A168A
LOCKERS	A188	A188
CHIEF OFFICE	C108	C108
CLOSET	C109	C109
DEPUTY CHIEF	C110	C110
ROLL CALL	C112	C112
ARMORY	C113	C113
EVIDENCE	C114	C114
OPERATORS	C116	C116
DISPATCH ROOM	C118	C118
CORRIDOR	C122	C122
IT	C134	C134
MAIN LOBBY (EXISTING)	C139	(EXISTING, NONE NEEDED)
HALL	C141	C141
BEST ROOM	C142	C142
SHOWER ROOM	C143	C143
STORAGE	C144	C144
HALL	C145	C145
INVESTIGATORS	C146	C146
HOLDING	C147	C147
OPERATIONS	C148	C148

SIGNAGE NOTES:

1. THE CONTRACTOR WILL COORDINATE THE FINAL DOOR SIGN TEXT WITH THE COR AND THE FACILITY STANDARD.

1. THE CONTRACTOR SHALL FOLLOW THE MANUFACTURER'S INSTRUCTIONS AND SPECIFICATIONS FOR THE INSTALLATION OF ALL FINISH MATERIALS.
2. ALL FINISHES SHALL HAVE A CLASS A FLAME SPREAD OR BETTER.
3. FLOOR FINISHES SHALL BE AT A MINIMUM CLASS I.
4. THE CONTRACTOR SHALL PROVIDE A RUBBER TRANSITION STRIP, THAT IS NO GREATER THAN 1/2" THICK, BETWEEN DISSIMILAR MATERIAL.
5. VCT-1 FLOORING IS NOT REQUIRED IN THE AREA OF THE RAISED FLOORING SYSTEM IN THE DISPATCH ROOM.
6. THE CONTRACTOR SHALL PROVIDE A RUBBER TRANSITION STRIP, THAT IS NO GREATER THAN 1/4" THICK, BETWEEN DISSIMILAR FLOORING MATERIAL.
7. ALL DOORS ADJOINING PUBLIC CORRIDORS WILL BE PAINTED WITH THE PUBLIC CORRIDOR SIDE OF THE DOOR FRAME MATCHING THE DOOR TRIM IN THE PUBLIC CORRIDOR AND THE WORK SIDE OF THE DOOR FRAME MATCHING THE P-2 FINISH.
8. MINOR ITEMS OF WORK SUCH AS CUTTING, BLOCKING, TRIMMING, ETC. WILL BE PERFORMED AS REQUIRED TO MAKE THE FINISH WORK COMPLETE WHETHER SHOW OR NOT SHOWN ON THE CONTRACT DOCUMENTS OR NOT.
9. FLOOR COAT ALL FLOORS IN ALL PROJECT AREAS WITH GEMENTIOUS FLOOR COAT MATERIAL AS DIRECTED IN THE FLOORING SPECIFICATION.
10. THE CONTRACTOR WILL COORDINATE THE EQUIPMENT, FURNITURE AND UTILITY REQUIREMENT WITH THE RAISED FLOORING MANUFACTURER SO THE RAISED FLOORING MANUFACTURER CAN PROVIDE THE NECESSARY DRAWING LAYOUT PLANS OF THE RAISED FLOOR SYSTEM FOR REVIEW BY THE VA COR.



KEY PLAN - BUILDING 1, FIRST FLOOR

**Engineering and
Land Surveying, P.C.**
1533 Crescent Road - Clifton Park, NY 12065

ΣΨ Sigma Psi Consulting
Mechanical, Electrical, Plumbing Engineers, PLLC

4 Collamer Road, Malta, NY 12020 PH (518) 581-9428 FX (518) 580-9325

-
-
-

Location	
----------	--

Date	Checked	Drawn
1/10/10	GMD	MM

Drawing Number

A-7

 Department of
Mathematics Affiliates