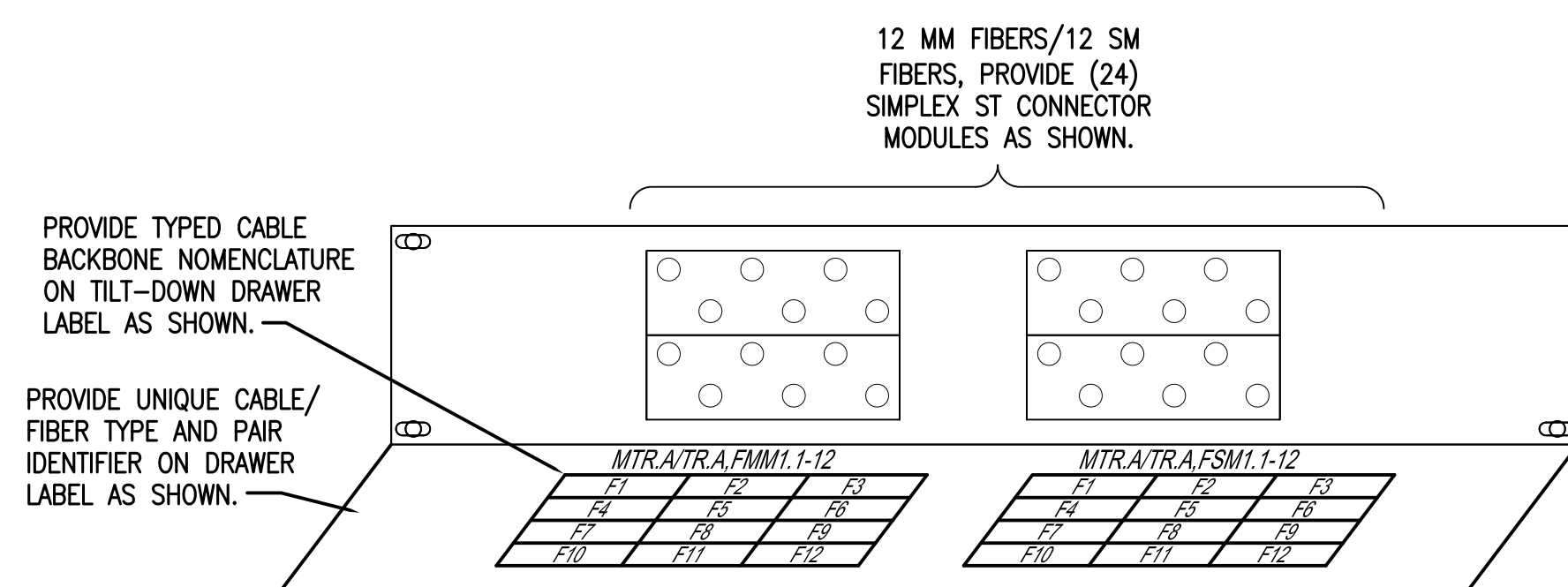


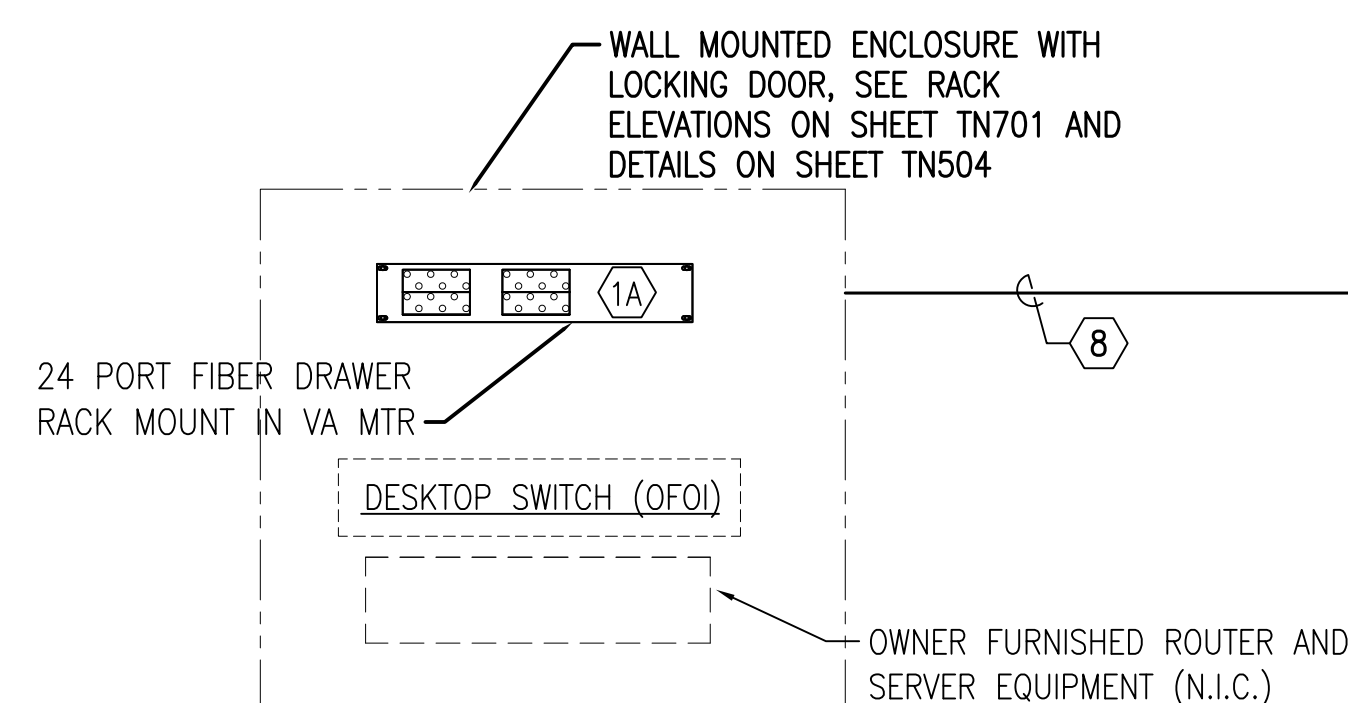


CAUTION:  
FIBER OPTIC CABLE  
MTR.A.VA/TR.A.NAVY

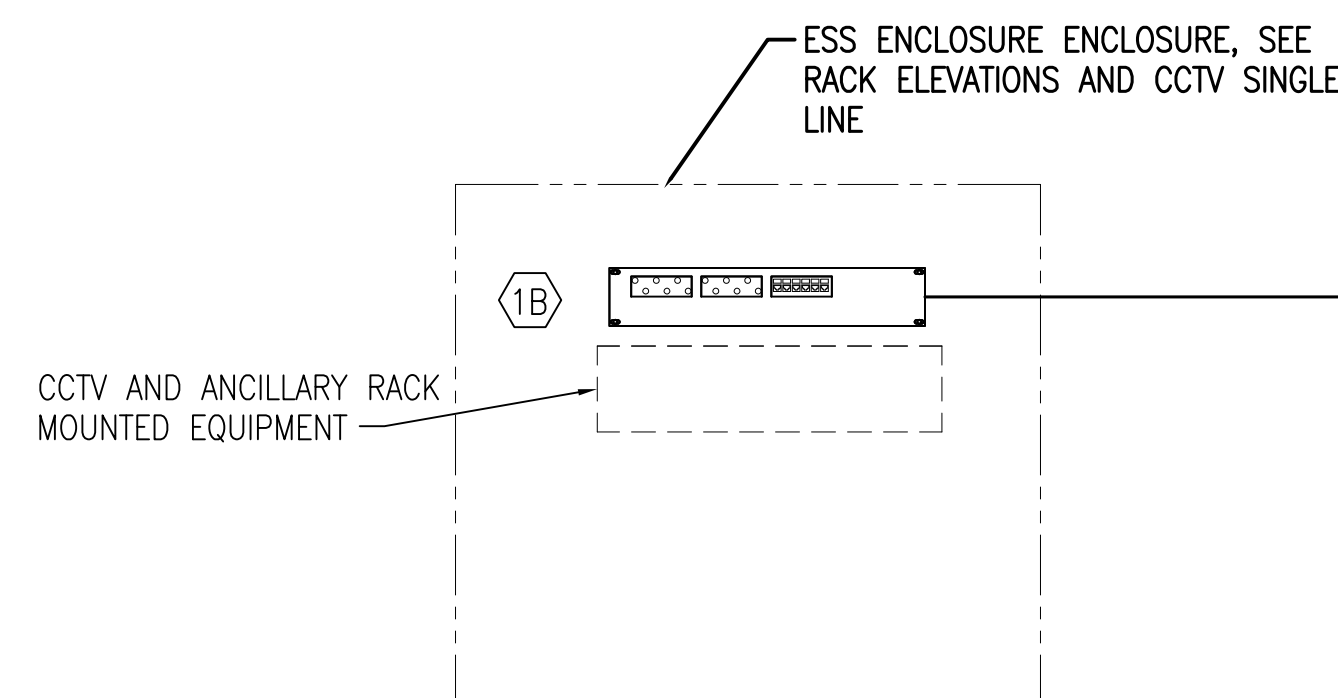
TYPICAL FIBER OPTIC BACKBONE CABLING TAG DETAIL



TYPICAL FIBER BACKBONE CABLE CODING  
FOR PATCH PANEL SERVING EACH TELECOMMUNICATIONS ROOM

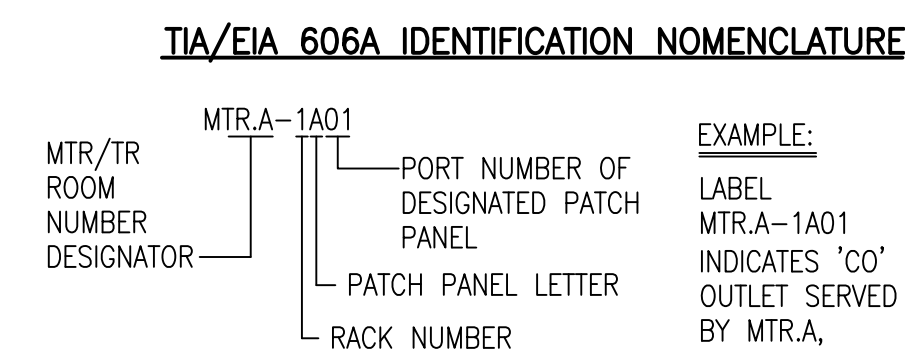


NAVY CLINIC TR.A

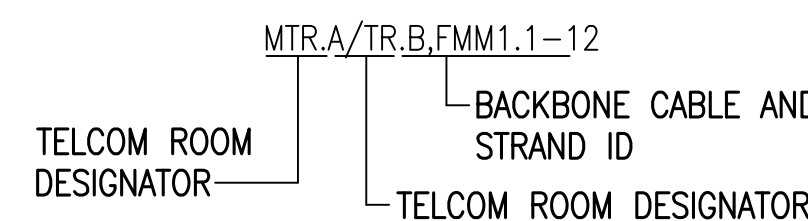


## ESS ROOM

DATA SYSTEM  
SINGLE LINE DIAGRAM  
1 NOT TO SCALE



## FIBER OPTIC BACKBONE NOMENCLATURE



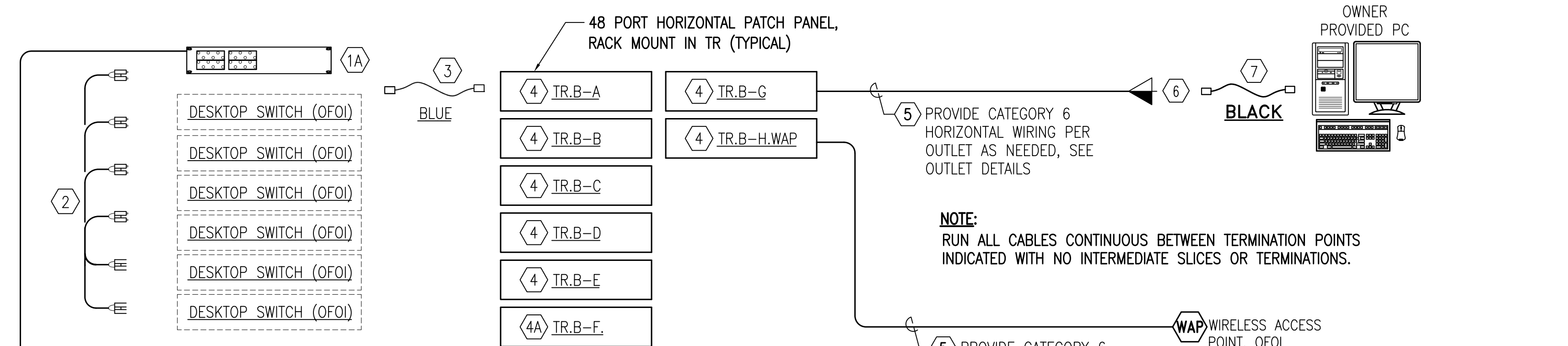
## BACKBONE CABLE LABELING

LABEL ALL BACKBONE CABLES WITHIN 12" OF CABLE BREAKOUT POINT WITH PERMANENT MYLAR WRAP WRITE-ON MARKERS.

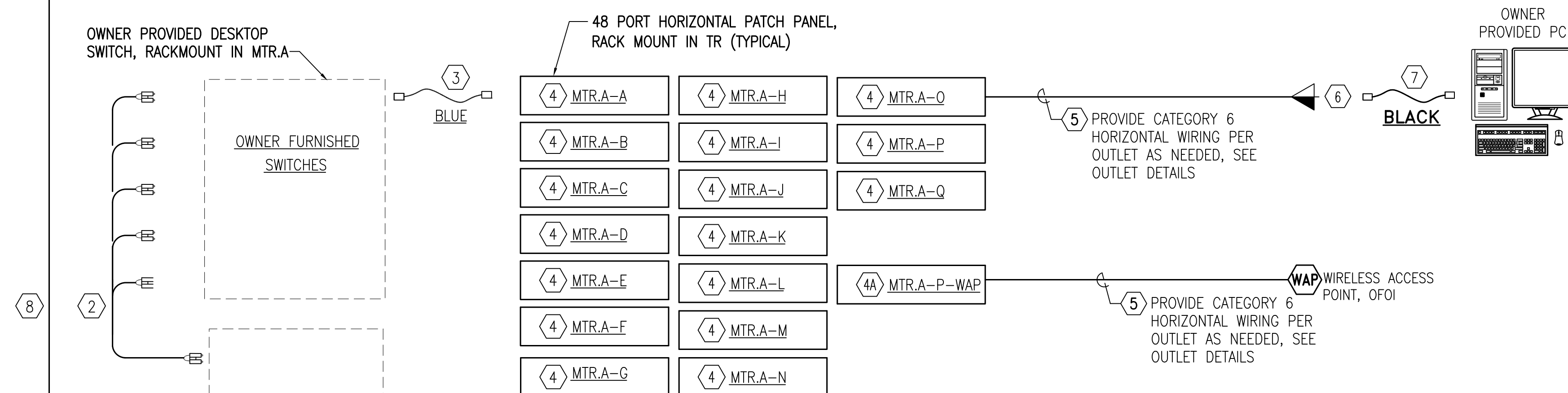
NAME FORMULA = BUILDING NUMBER - ROOM NUMBER/ BUILDING NUMBER - ROOM NUMBER, CABLE TYPE (FMM = FIBER MULTIMODE, FSM = FIBER SINGLE MODE, CAT6 = CATEGORY 6 COPPER), CABLE IDENTIFIER # (EACH PANEL WILL CONTAIN A SPREADSHEET DETAILING WHAT STRAND OF CABLE CONNECTS TO WHAT PORT NUMBER AND WHICH COLOR).

PORT NUMBERS WILL BE READ FROM TOP TO BOTTOM OR LEFT TO RIGHT, DEPENDING ON MODULE ORIENTATION.

COLOR SEQUENCE: BLUE=1, ORANGE=2, GREEN=3, BROWN=4, SLATE=5, WHITE=6, RED=7, BLACK=8, YELLOW=9, VIOLET=10, ROSE=11, AQUA=12.



TELECOMMUNICATIONS ROOM TR.B



DATA	SINGLE	LINE	KEY	NOTES
------	--------	------	-----	-------

- 1 FIBER DRAWER 48 PORT, RACK MOUNT. PROVIDE WITH 12 PORT SIMPLEX MULTIMODE OM3 'ST' FIBER ADAPTER PLATES, 12 PORT SIMPLEX SINGLE-MODE FIBER OPTIC ADAPTER PANEL. IDENTIFY EACH SIMPLEX 'ST' ADAPTER WITH A COLORED BLANK TABS (BLACK, WHITE, RED, BLACK, BLUE, GREEN, VIOLET, ORANGE, BROWN, GREY, IVORY, CLEAR). PROVIDE MATCHING COLOR BLANK TABS AT OPPOSITE END TERMINATIONS TO IDENTIFY FIBER PAIRS. LABEL FRONT COVER TO INDICATE SOURCE (TR) AND EACH DESTINATION(S). SEE "FIBER OPTIC BACKBONE NOMENCLATURE".
- 1A FIBER DRAWER, 24 PORT, RACK MOUNT. PROVIDE WITH 12 PORT MULTI-MODE OM3 SIMPLEX 'ST' FIBER ADAPTER PLATES AND 12 PORT SINGLE MODE SIMPLEX 'ST' FIBER ADAPTER PLATES, AS REQUIRED. IDENTIFY EACH SIMPLEX 'ST' ADAPTER WITH A COLORED BLANK TABS (BLACK, WHITE, RED, BLACK, BLUE, GREEN, VIOLET, ORANGE, BROWN, GREY, IVORY, CLEAR). PROVIDE MATCHING COLOR BLANK TABS AT OPPOSITE END TERMINATIONS TO IDENTIFY FIBER PAIRS. LABEL FRONT COVER TO INDICATE SOURCE (TR) AND EACH DESTINATION(S). SEE "FIBER OPTIC BACKBONE NOMENCLATURE".
- 1B FIBER DRAWER, 12 PORT, RACK MOUNT. PROVIDE WITH 12 PORT MULTI-MODE OM3 SIMPLEX 'ST' FIBER ADAPTER PLATES AND 6 PORT CAT 6 ADAPTER PLATES AS REQUIRED. IDENTIFY EACH SIMPLEX 'ST' ADAPTER WITH A COLORED BLANK TABS (BLACK, WHITE, RED, BLACK, BLUE, GREEN, VIOLET, ORANGE, BROWN, GREY, IVORY, CLEAR). PROVIDE MATCHING COLOR BLANK TABS AT OPPOSITE END TERMINATIONS TO IDENTIFY FIBER PAIRS. LABEL FRONT COVER TO INDICATE SOURCE (TR) AND EACH DESTINATION(S). SEE "FIBER OPTIC BACKBONE NOMENCLATURE".
- 2 FIBER OPTIC PATCH CORD, DUAL FIBER, FDDI GRADE MULTIMODE, DUAL COORDINATE WITH VA FOR CONNECTORS EACH END, COLOR AQUA. FIBER PATCH CORDS OFOI.
- 2A FIBER OPTIC PATCH CORD, DUAL FIBER, FDDI GRADE SINGLE MODE, COORDINATE WITH VA FOR CONNECTORS BOTH ENDS, COLOR YELLOW. FIBER PATCH CORDS OFOI.
- 3 EQUIPMENT ROOM DATA PATCH CORDS, FACTORY TERMINATED AND TESTED CATEGORY 6 (MINIMUM) FOUR PAIR 100-OHM UNSHIELDED TWISTED PAIR (UTP) CABLE WITH 24 GAUGE STRANDED COPPER CONDUCTORS, COLOR BLUE. PROVIDE WITH 8-PIN MODULAR PLUG ON BOTH ENDS AND TIA 568A PIN/PAIR ASSIGNMENTS WITH NO BOOT. FIELD BUILT OR ASSEMBLED PATCH CORDS WILL NOT BE ACCEPTED. PROVIDE PATCH CORD QUANTITIES AND LENGTHS AS SCHEDULED THIS SHEET. PROVIDE DOCUMENTATION OF FACTORY TESTING CATEGORY 6 REQUIREMENTS AT SUBMITTAL.
- 4 TIA CATEGORY 6 HORIZONTAL WIRING ANGLED PATCH PANEL, 48 PORT, TIA 568A PINOUT. PROVIDE WITH FACTORY ICON/LABEL HOLDERS, DESIGNATION LABELS, REAR CABLE MANAGERS, AND MOUNTING HARDWARE. PROVIDE COLORED SNAP-IN BLANK TAB FOR EACH MODULAR JACK, COLOR TO MATCH CORRESPONDING JACK IN CO. SEE "HORIZONTAL PATCH PANEL LABELING NOTES" FOR TERMINATION SEQUENCE, ROW LABELING, AND IDENTIFICATION TAG.
- 4A TIA CATEGORY 6 HORIZONTAL WIRING ANGLED PATCH PANEL FOR WIRELESS ACCESS POINTS, 24 PORT, TIA 568A PINOUT. PROVIDE WITH FACTORY ICON/LABEL HOLDERS, DESIGNATION LABELS, REAR CABLE MANAGERS, AND MOUNTING HARDWARE. PROVIDE COLORED SNAP-IN BLANK TAB FOR EACH MODULAR JACK, COLOR TO MATCH CORRESPONDING JACK IN CO. SEE "HORIZONTAL PATCH PANEL LABELING NOTES" FOR TERMINATION SEQUENCE, ROW LABELING, AND IDENTIFICATION TAG.
- 5 TIA CATEGORY 6 HORIZONTAL WIRING, 4 PAIR UTP, 24 GAUGE SOLID COPPER CONDUCTORS, CMR, COLOR BLUE. MAXIMUM INSTALLED LENGTH 90 METERS (295').
- 6 TYPICAL COMMUNICATIONS OUTLET (CO) WITH CATEGORY 6 8-PIN MODULAR JACKS FOR DATA AND VOICE CONNECTIONS. SEE OUTLET DETAILS.
- 7 WORKSTATION PATCH CORDS, FACTORY TERMINATED AND TESTED CATEGORY 6 (MINIMUM) FOUR PAIR 100-OHM UNSHIELDED TWISTED PAIR (UTP) CABLE WITH 24 GAUGE STRANDED COPPER CONDUCTORS, COLOR BLACK. PROVIDE WITH 8-PIN MODULAR PLUG ON BOTH ENDS AND TIA 568A PIN/PAIR ASSIGNMENTS WITH NO BOOT. FIELD BUILT OR ASSEMBLED PATCH CORDS WILL NOT BE ACCEPTED. PROVIDE PATCH CORD QUANTITIES AND LENGTHS AS SCHEDULED THIS SHEET. PROVIDE DOCUMENTATION OF FACTORY TESTING CATEGORY 6 REQUIREMENTS AT SUBMITTAL.
- 8 FIBER OPTIC CABLE, INDOOR/OUTDOOR, 12 FIBER COUNT, 50µ 10GIG MULTIMODE AND 12 FIBER COUNT SINGLE MODE FIBER. PROVIDE SPIDER FAN-OUT KIT AT BOTH ENDS AND TERMINATE ALL FIBERS WITH 'ST' CONNECTORS. AT BOTH ENDS PROVIDE DROP LOOP IN CABLE BEHIND FIBER DRAWER TO ALLOW DRAWER PULL-OUT, AND PROTECT DROP LOOP WITH SPIRAL WRAP. EXTEND CABLE JACKET AND SPIRAL WRAP INTO DRAWER AND SECURE. COIL 24" SLACK BUFFERED FIBER IN DRAWER USING FACTORY HARDWARE. RUN CONTINUOUS FROM SOURCE TO DESTINATION WITH NO SPLICES OR TERMINATIONS.
- 8A FIBER OPTIC CABLE, INDOOR/OUTDOOR, 12 FIBER COUNT, 50µ 10GIG MULTIMODE AND (6) CAT 6 CABLES PROVIDE SPIDER FAN-OUT KIT AT BOTH ENDS AND TERMINATE ALL FIBERS WITH 'ST' CONNECTORS. AT BOTH ENDS PROVIDE DROP LOOP IN CABLE BEHIND FIBER DRAWER TO ALLOW DRAWER PULL-OUT, AND PROTECT DROP LOOP WITH SPIRAL WRAP. EXTEND CABLE JACKET AND SPIRAL WRAP INTO DRAWER AND SECURE. COIL 24" SLACK BUFFERED FIBER IN DRAWER USING FACTORY HARDWARE. RUN CONTINUOUS FROM SOURCE TO DESTINATION WITH NO SPLICES OR TERMINATIONS.

[illegible]