

three inches = one foot

one and one half inches = one foot

one inch = one foot

three quarters inch = one foot

three eighths inch = one foot

one half inch = one foot

three eighths inch = one foot

one quarter inch = one foot

one eighth inch = one foot

A

B

C

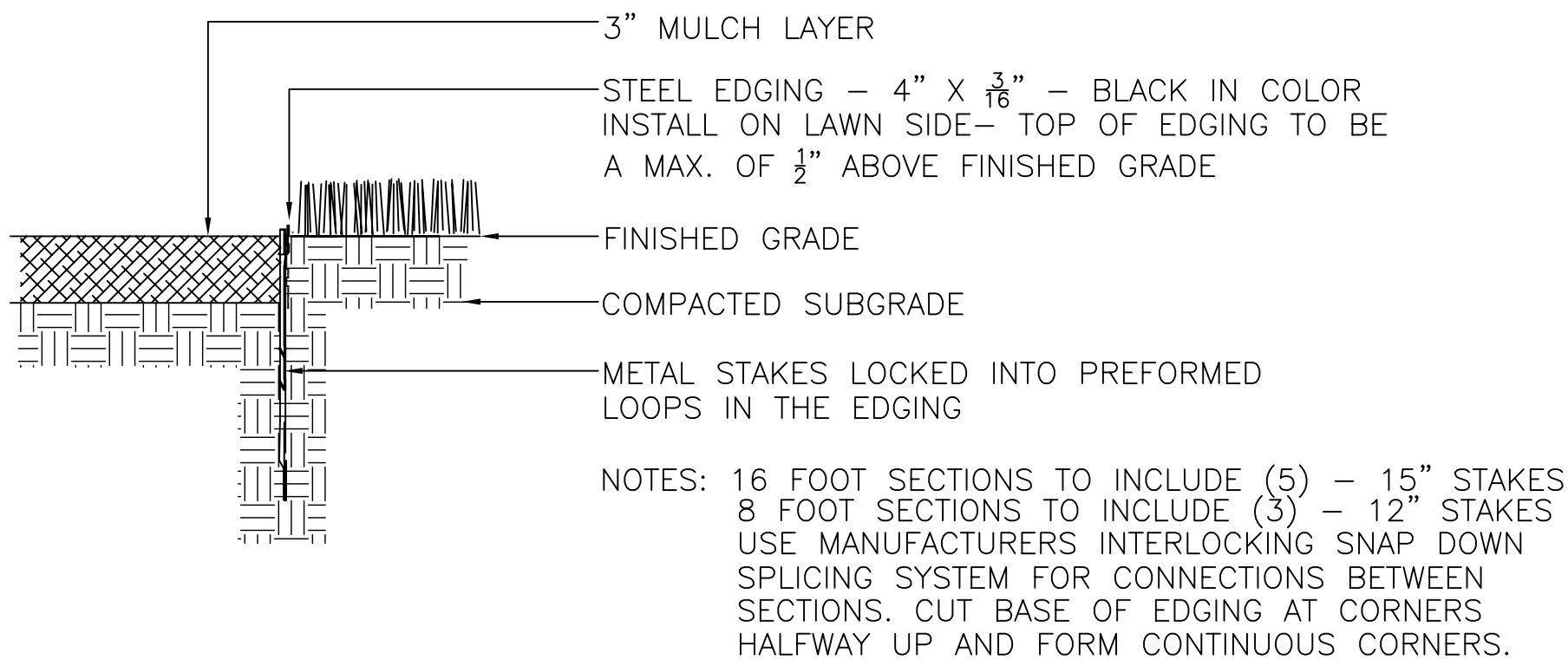
D

E

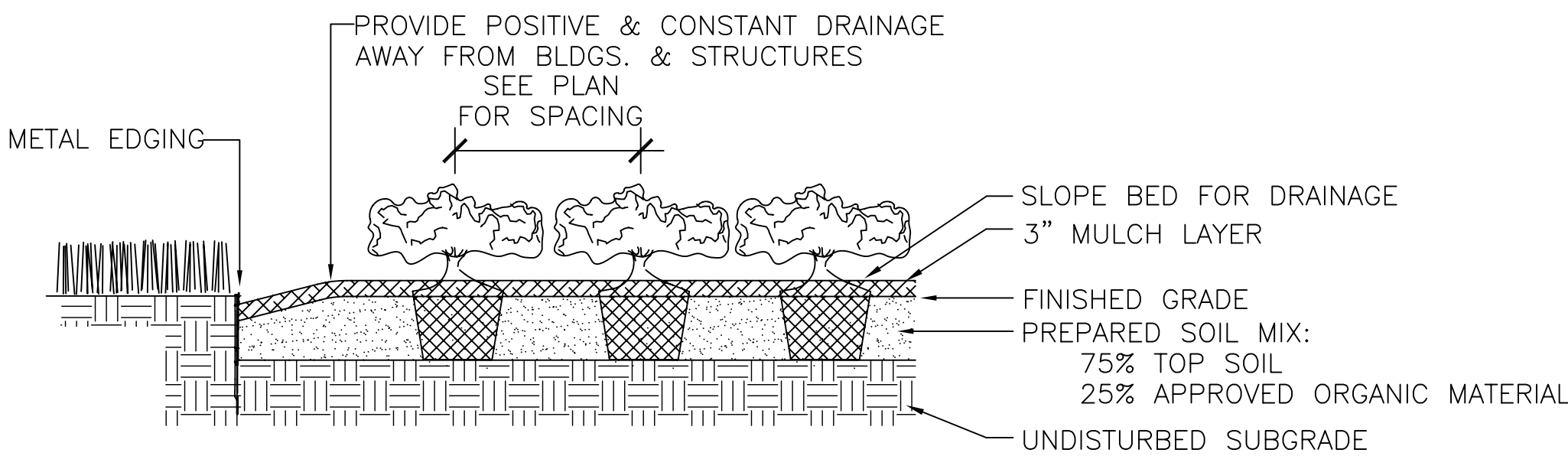
F

PLANT LIST					
KEY	QTY	COMMON NAME	BOTANICAL NAME	SIZE	REMARKS
TREES					
AR	15	FLORIDA MAPLE	Acer Rubrum 'Florida Flame'	10'-12' HT.	2 1/2" TO 3" CAL., SINGLE TRUNK, 45 GAL.
LI	41	CRAPE MYRTLE	Lagerstroemia indica 'Muskogee'	8'-10' HT.	MULTI TRUNK, TREE FORM, 3 TRUNK MIN., 30 GAL.
MC1	19	WAX MYRTLE	Myrica cerifera	8'-10' HT.	MULTI TRUNK, TREE FORM, 3 TRUNK MIN., 30 GAL.
MG	11	MAGNOLIA	Magnolia grandiflora 'Green Giant'	10'-12' HT.	3" TO 3 1/2" CAL., SINGLE TRUNK, 45 GAL.
PE	55	SLASH PINE	Pinus Eliottii	6'-8' HT.	1" TO 1 1/2" CAL., 15 GAL.
QP	19	WILLOW OAK	Quercus phellos	10'-12' HT.	3" TO 3 1/2" CAL., SINGLE TRUNK, 45 GAL.
QV	10	LIVE OAK	Quercus virginiana	10'-12' HT.	3" TO 3 1/2" CAL., SINGLE TRUNK, 45 GAL.
SP	28	CABBAGE PALM	Sabal Palmetto	16'-18' CT	BR, HURRICANE CUT- SLICK
TD	11	CYPRESS	Taxodium distichum	10'-12' HT.	2" TO 2 1/2" CAL., 30 GAL.
UP	17	DRAKE ELM	Ulmus parvifolia 'Drake'	10'-12' HT.	2" TO 2 1/2" CAL., 30 GAL.
SHRUBS					
IC	14	NELLIE R. STEVENS	Ilex cornuta 'Nellie R. Stevens'	6' - 8'	45 GAL., or B & B
JC	374	BLUE PACIFIC JUNIPER	Juniperus Conferta 'Blue Pacific'	16" - 18"	3 GAL., PLANT 3' o.c.
MC	127	MUHLY GRASS	Muhlenbergia Capillaris	18" - 24"	3 GAL., PLANT 3' o.c.
RI	212	DWARF HAWTHORN	Raphiolepis indica 'Clara'	18" - 24"	3 GAL., PLANT 3' o.c.
GROUND COVER					
LM	7028	BIG BLUE LIRIOPE	Liriope muscari 'Big Blue'	8" SPD. MIN.	1 GAL., PLANT 12" o.c.
SOD		BERMUDA 419	Cynodom Dactylon		WELL ROOTED, HEALTHY SOD

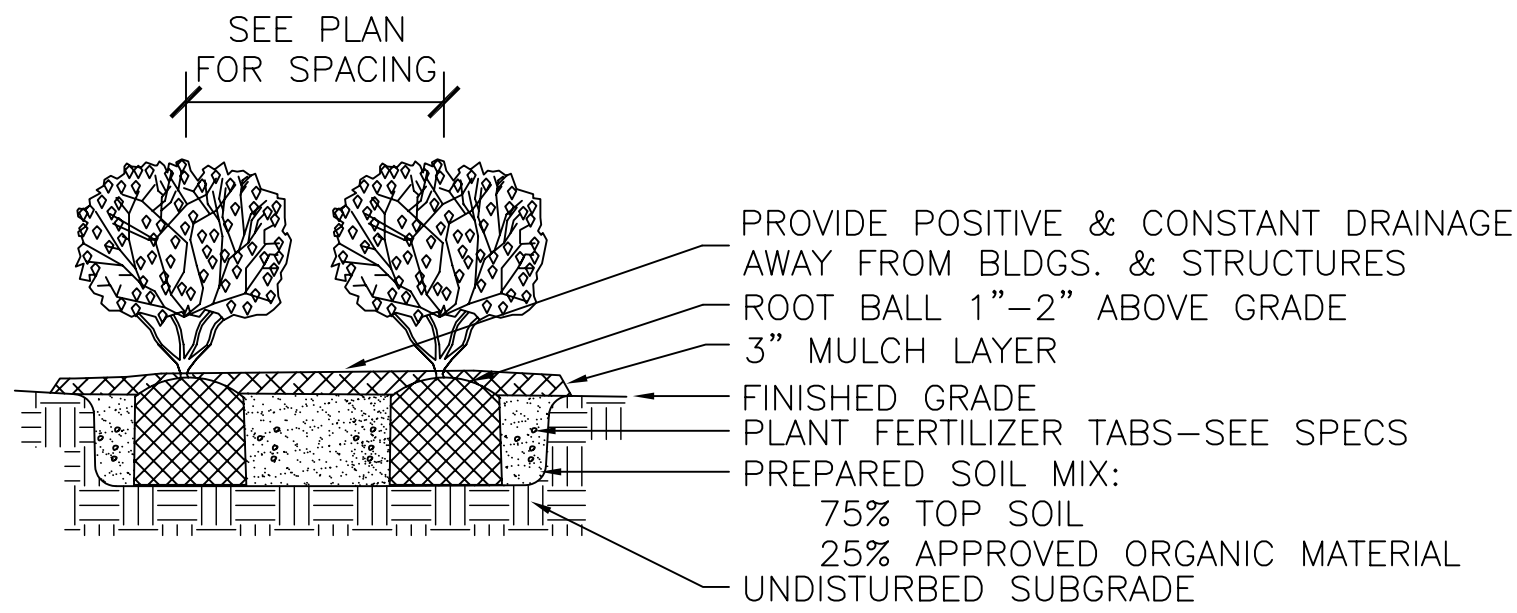
PLANT QUANTITIES ARE SHOWN IN THE PLANT LIST FOR CONVENIENCE ONLY. THE CONTRACTOR SHALL BE RESPONSIBLE FOR VERIFYING THESE QUANTITIES. IN THE EVENT THAT QUANTITY DESCREPENCIES OCCUR BETWEEN THE PLANS AND THE MATERIALS LIST, THE QUANTITIES INDICATED ON THE PLANS SHALL GOVERN.



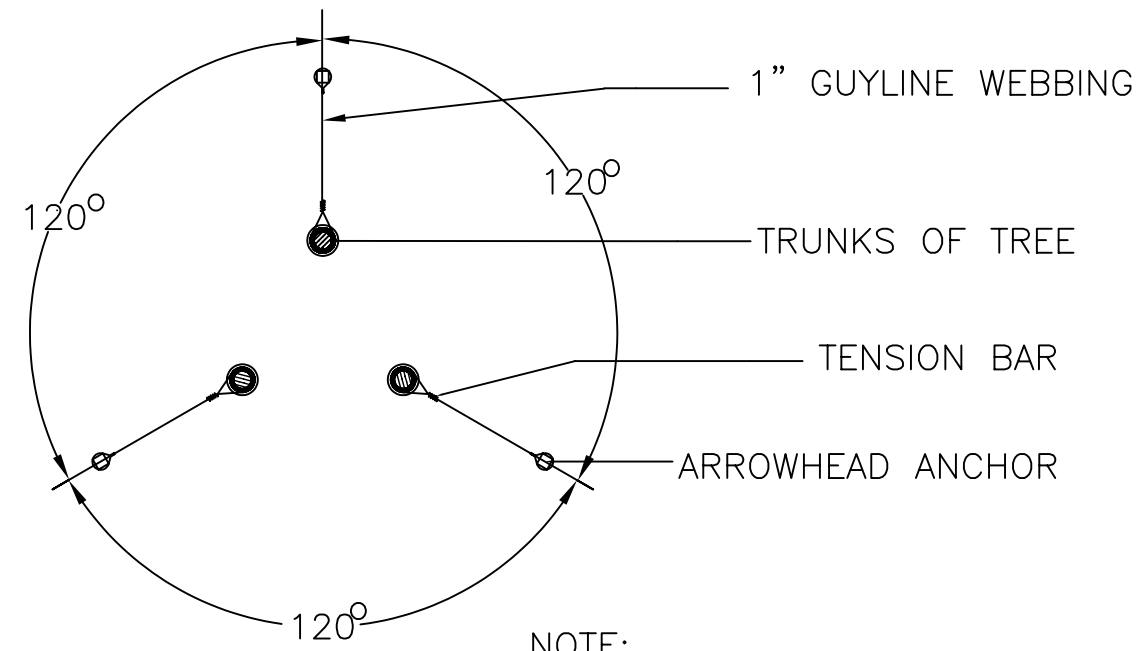
METAL EDGING DETAIL
N.T.S.



GROUNDCOVER PLANTING DETAIL
N.T.S.

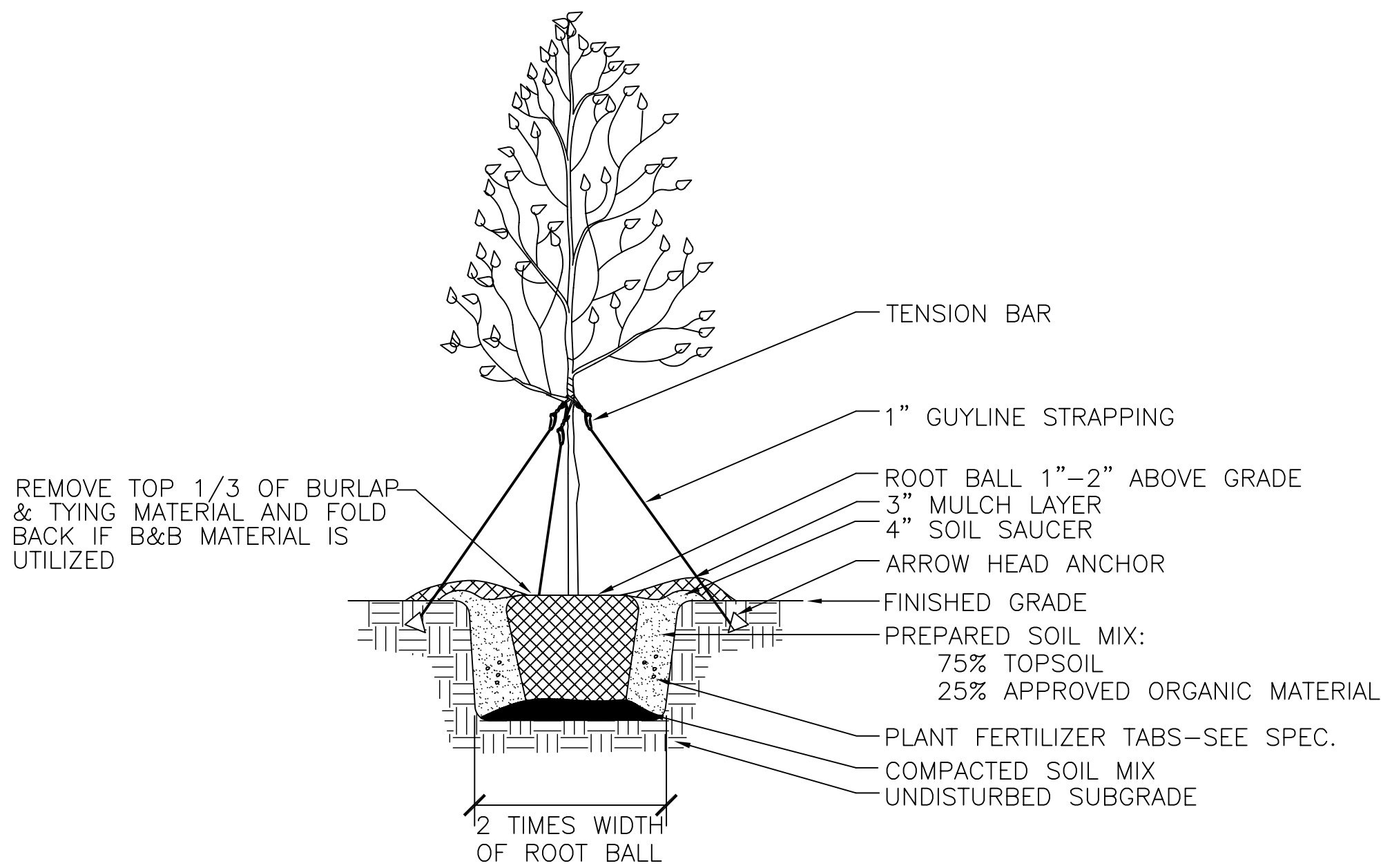


SHRUB BED PLANTING DETAIL
N.T.S.

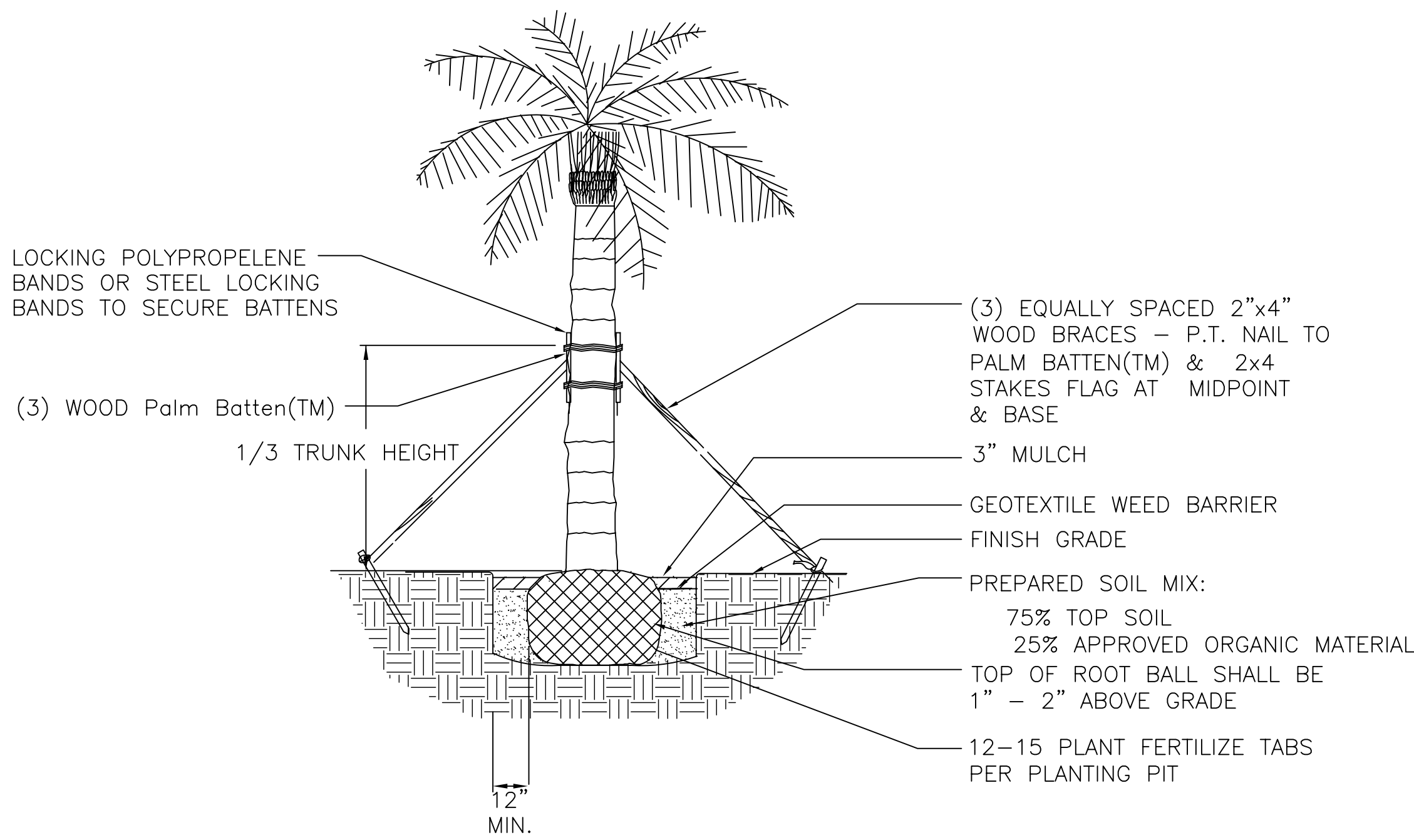


NOTE:
ARBORGUY STAKING KIT
BY TREE FROG ENVIRONMENTAL PRODUCTS LLC.
APOPKA, FLA. 1-407-367-1030 OR EQUAL.
INSTALL ACCORDING TO MANUFACTURERS
RECOMMENDATIONS.

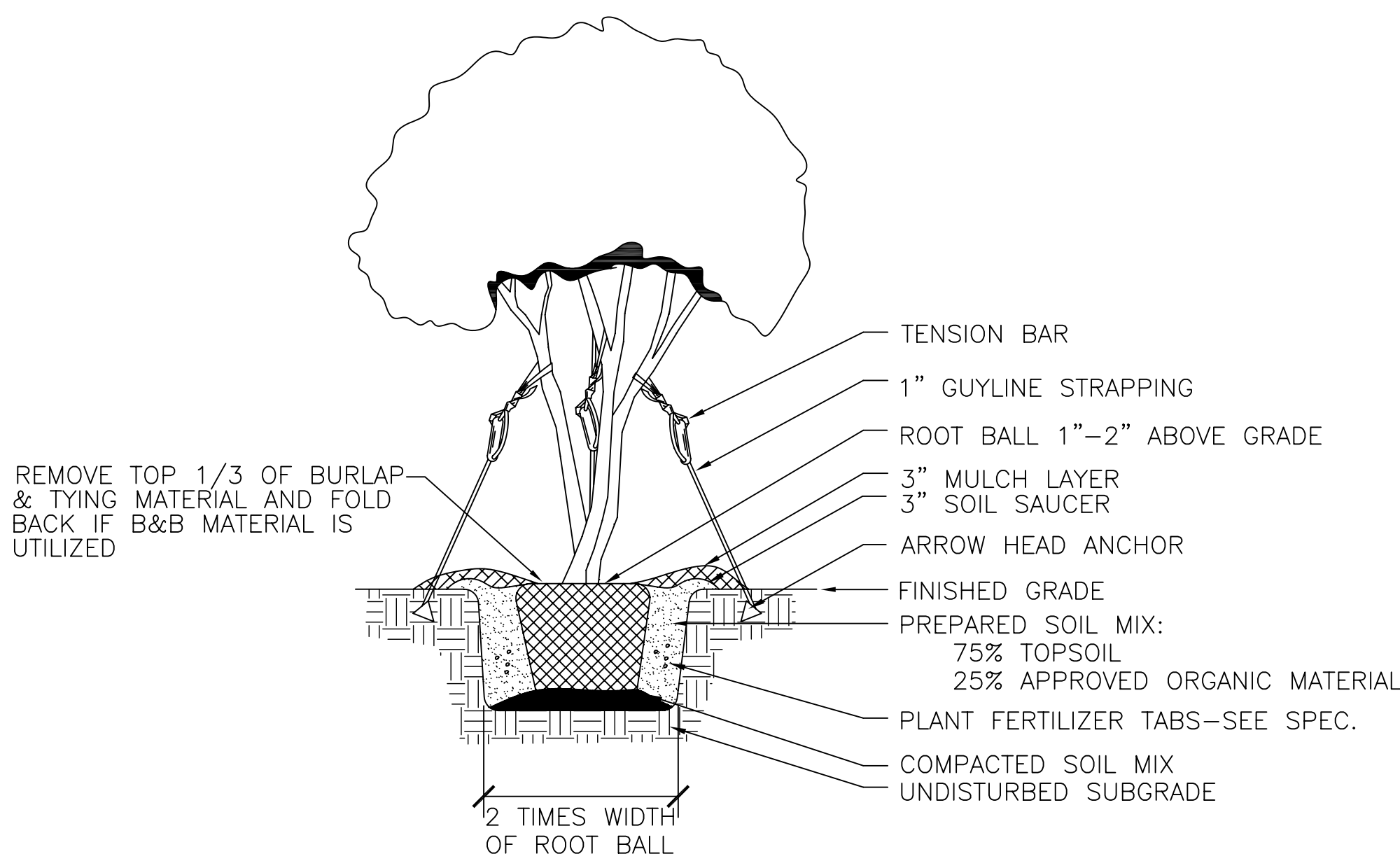
STAKING PLAN
N.T.S.



TREE PLANTING DETAIL
N.T.S.



PALM PLANTING DETAIL
N.T.S.



MULTIPLE TRUNK TREE PLANTING DETAIL
N.T.S.

Revisions

Date

CONSULTANTS:

CIVIL:
KENNETH HORNE & ASSOCIATES
7261 NORTH 9TH AVENUE
PENSACOLA, FLORIDA 32504
PH: (850) 471-9005
FX: (850) 471-0055

LANDSCAPE ARCHITECT:
CSA GROUP, INC.
8500 PICCADILLY SQUARE DRIVE
MOBILE, ALABAMA 36609
PH: (251) 344-4023
FX: (251) 344-4022

COMMENTS:
SCHMIDT CONSULTING GROUP, INC.
139 EAST GOVERNMENT STREET
PENSACOLA, FLORIDA 32502
PH: (850) 438-0050
FX: (850) 432-8851

SURVEYORS:
KCI TECHNOLOGIES, INC.
10401 HIGHLAND MANOR DRIVE, SUITE 120
TAMPA, FLORIDA 33610
PH: (813) 740-2500

March 28, 2013

FLORIDA

FLORIDA

BES DESIGN/BUILD LLC

No. 29735

ARCHITECT/ENGINEERS:

BES DESIGN/BUILD

BES DESIGN/BUILD, LLC
766 Middle St, Fairhope, AL 36532
Phone: 251.990.5778 Fax: 251.990.3716

Drawing Title
LANDSCAPE DETAILS

Approved Project Director

Project Title
PANAMA CITY
OUTPATIENT CLINIC
VA GULF COAST HEALTH CARE

Location
PANAMA CITY, FLORIDA

Date
MARCH 2013

Checked
JEC

Drawn
JAS

Project Number
520-326

Building Number
VA CLINIC

Drawing Number
L102
Dwg. 2 of 2

Office of
Construction
and Facilities
Management

Department of
Veterans Affairs

VA FORM 08-6231

FINAL SUBMISSION