
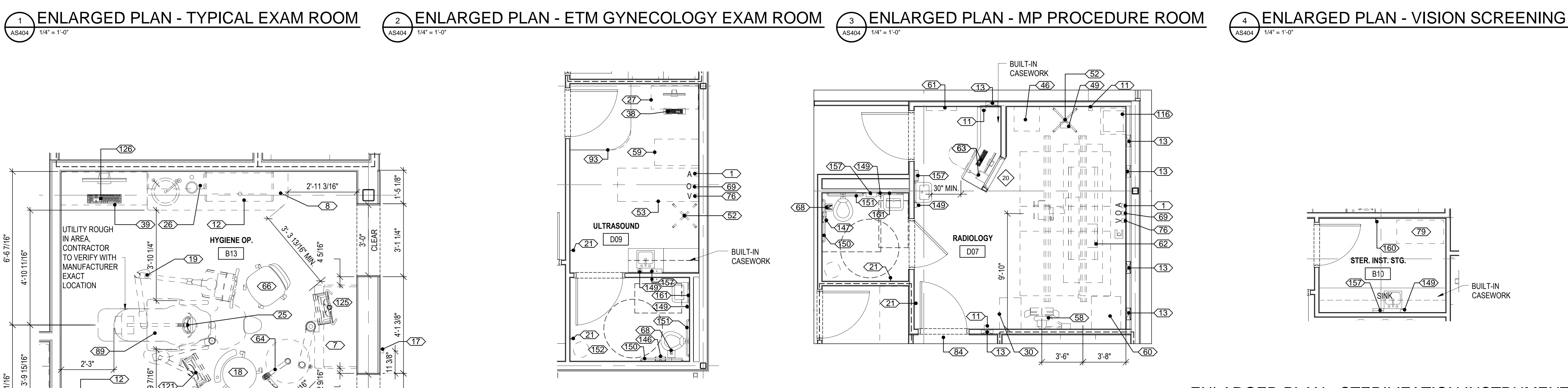


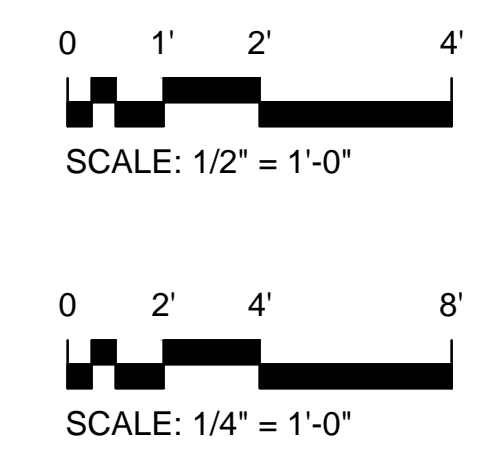
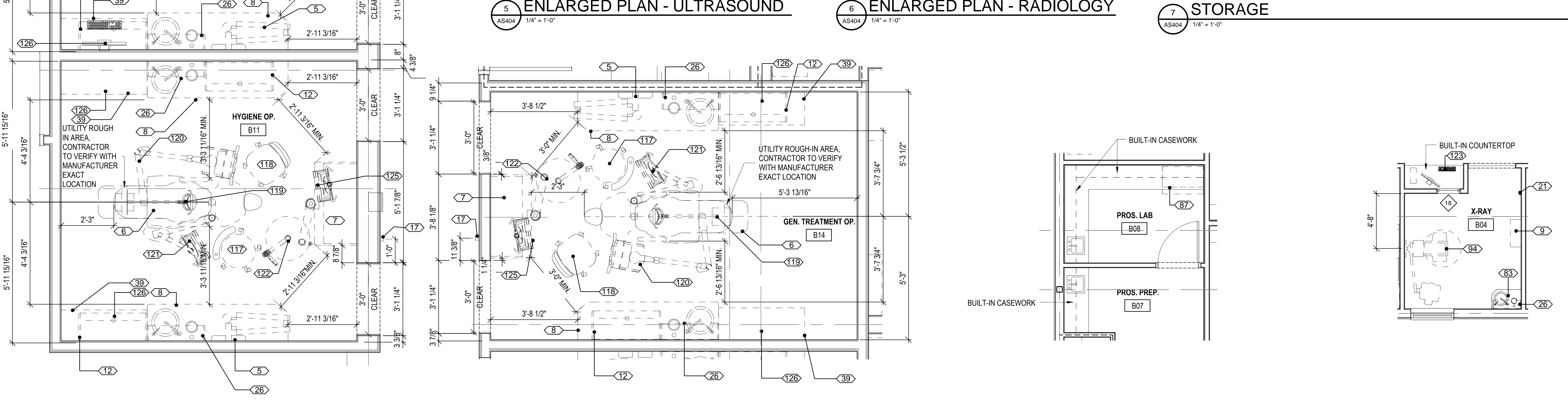
three inches = one foot
one and one half inches = one foot
one inch = one foot
three quarters inch = one foot
one half inch = one foot
three eighths inch = one foot
one quarter inch = one foot
one eighth inch = one foot
one sixteenth inch = one foot



GRAPHIC LEGEND	
Room name 888A	ROOM NAME TAG
A	WALL CONSTRUCTION, SEE PARTITION TYPES, SHEET AS-102
O	COMPRESSED AIR VALVE, SEE PLUMBING
V	OXYGEN VALVE, SEE PLUMBING
V	VACUUM VALVE, SEE PLUMBING
FD	FLOOR DRAIN
EPO	EMERGENCY POWER OFF
UR	UNDERCOUNTER REFRIGERATOR (VV)
UF	UNDERCOUNTER FREEZER (VV)
R/REF	REFRIGERATOR (VV)
S	SHELVES
CC	CONTRACTOR FURNISHED AND INSTALLED
VC	VA FURNISHED, CONTRACTOR INSTALLED
VV	VA FURNISHED AND INSTALLED
VV (CF)	VA FURNISHED WITH CONSTRUCTION FUNDS
	EQUIPMENT: SEE EQUIPMENT SCHEDULE DENOTING EQUIPMENT TO BE PROVIDED AND INSTALLED BY THE CONSTRUCTION CONTRACT (CC) OR BY THE VA (VV), AS SCHEDULED
	FF&E FURNITURE (VV)(DESIGNED AND PROVIDED BY VA)
	BUILT-IN/MODULAR CASEWORK (CC), UNO
	SINK, SEE PLUMBING
	EQUIPMENT TAG, SEE AS402 FOR EQUIPMENT SCHEDULE



- EQUIPMENT NOTES**
- EQUIPMENT SHOWN IS GENERAL PATIENT TREATMENT RELATED FOR BUILDING DESIGN COORDINATION. STANDARD OFFICE EQUIPMENT IS NOT SHOWN (I.E. PC'S, FAX, PRINTERS, ETC.)
 - FURNITURE IS SHOWN FOR COORDINATION WITH EQUIPMENT AND GENERAL ROOM LAYOUTS ONLY.
 - SEE SHEET AS402 FOR EQUIPMENT SCHEDULE.
 - ALL PC'S (VV) SHOWN ON EQUIPMENT PLANS ARE FOR GENERAL LAYOUT PURPOSES AND PLANNING ONLY. IT DOES NOT INCLUDE EXACT SIZE, SHAPE, AND/OR NUMBER OF SCREENS TO BE USED.
 - NURSE CALL STATIONS SHOWN FOR GENERAL LAYOUT PURPOSES AND NOT ALL MAY BE SHOWN THAT IS REQUIRED. REFER TO TN DRAWINGS FOR NURSE CALL STATION LOCATIONS REQUIRED.
 - PROVIDE BLOCKING IN WALLS FOR CORNER GUARDS, TV BRACKETS, TOILET ACCESSORIES, AND OTHER WALL MOUNTED ITEMS.



CONSULTANTS: CIVIL: KENNETH HORNE & ASSOCIATES 7201 NORTH 9TH AVENUE, STE. 6 PENSACOLA, FLORIDA 32504 PH: (850) 471-9005 FX: (850) 438-0050 FX: (850) 471-0093 LANDSCAPE ARCHITECT: CSA GROUP, INC. 6300 PICCADILLY SQUARE DRIVE MOBILE, ALABAMA 36609 PH: (251) 344-4023 FX: (251) 344-4052 COMM./DS: SCHMIDT CONSULTING GROUP, INC. 40 S. PALAFOX PLACE, STE. 300 PENSACOLA, FLORIDA 32502 PH: (850) 471-9005 FX: (850) 438-0050 FX: (850) 471-0093 SURVEYORS: KOI TECHNOLOGIES, INC. 10401 HIGHLAND MANOR DRIVE, SUITE 120 TAMPA, FLORIDA 33610 PH: (813) 740-2300 FX: (251) 344-4052		ARCHITECT/ENGINEERS: BES DESIGN/BUILD BES DESIGN/BUILD, LLC 766 Middle St, Fairhope, AL 36532 Phone: 251.990.5778 Fax: 251.990.3716		Drawing Title ENLARGED EQUIPMENT PLANS Approved Project Director		Project Title CONSTRUCT VA OUTPATIENT CLINIC, PANAMA CITY Location PANAMA CITY, FLORIDA Date APRIL 2013 Checked Drawn		Project Number 520-326 Building Number - Drawing Number AS404 Dwg. 28 of 43		Office of Construction and Facilities Management 	
---	--	---	--	--	--	---	--	--	--	---	--