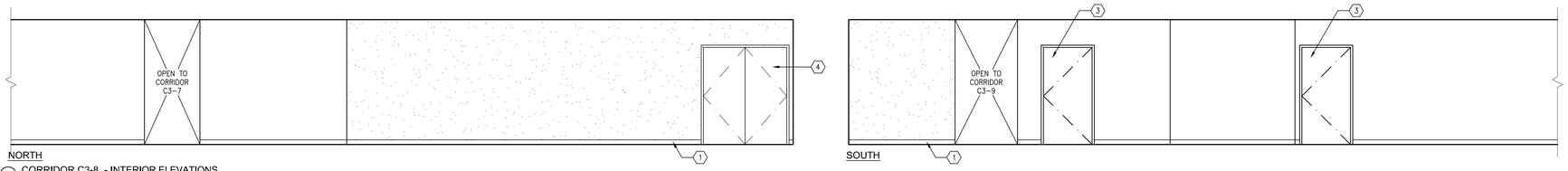

1 CORRIDOR C3-8 - INTERIOR ELEVATIONS
1/4" = 1'-0"

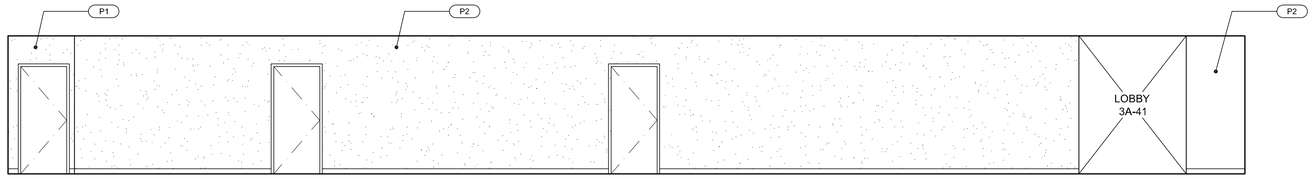

2 CORRIDOR C3-9 - INTERIOR ELEVATION
1/4" = 1'-0"

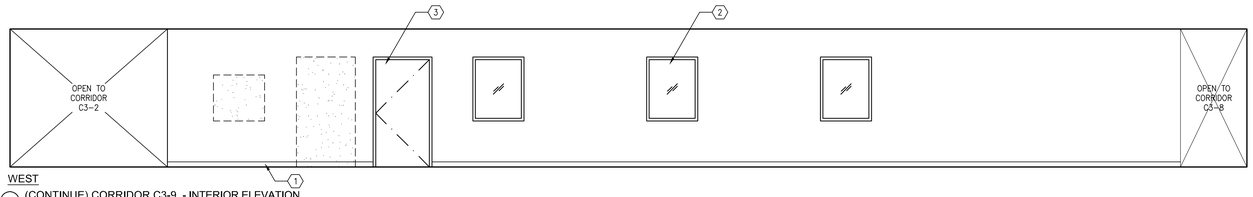

2 (CONTINUE) CORRIDOR C3-9 - INTERIOR ELEVATION
1/4" = 1'-0"

LEGEND

NEW GYPSUM WALLBOARD. FINISH TO MATCH EXISTING WALL TEXTURE. REFER TO FINISH SCHEDULE AND FLOOR PLAN FOR ADDITIONAL INFO.

(E) GYPSUM WALLBOARD TO REMAIN. REFINISH TO MATCH EXISTING WALL TEXTURE AFTER (E) WALLCOVERING IS REMOVED. REFER TO FINISH SCHEDULE AND FLOOR PLAN FOR ADDITIONAL INFO.

(E) GYPSUM WALLBOARD TO REMAIN. REFER TO FINISH SCHEDULE AND FLOOR PLAN FOR ADDITIONAL INFO.

P1 INDICATES FINISH COLOR. REFER TO SCHEDULE FOR FINISHES (09 06 00) FINISH TYPE AND COLOR.

INTERIOR ELEVATION - REMODEL KEYNOTES

1. NEW RUBBER BASE, TYP. REFER TO FINISH SCHEDULE. (MATCH EXISTING WHERE OCCURS), U.N.O.
2. (E) WINDOW TO REMAIN, TYP. OF 3
3. (E) DOOR AND FRAME TO REMAIN. REFER TO DOOR SCHEDULE FOR PAINTING AND FINISHING.
4. NEW DOOR AND FRAME. SEE FLOOR PLAN AND DOOR SCHEDULE FOR TYPE, TYP.
5. NEW ALUMINUM CURTAIN WALL SYSTEM AND GLAZING
6. NEW ALUMINUM WINDOW AND GLAZING. SEE FLOOR PLAN FOR WINDOW TYPE.
7. STEEL COLUMN, AESS, PAINT. REFER TO STRUCTURAL DRAWINGS.
8. BRACE FRAME, AESS, PAINT. REFER TO STRUCTURAL DRAWINGS.
9. STEEL BEAM, AESS, PAINT, REFER TO STRUCT. DRAWINGS.
10. SKYLIGHT ABOVE

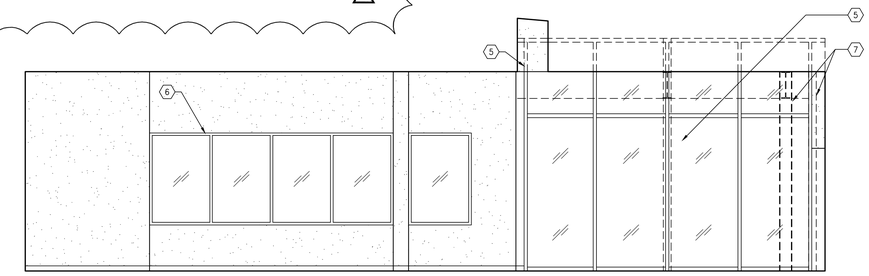

3 WARMS SHELL SPACE 3A-31 - INTERIOR ELEVATIONS (DEDUCT ALTERNATE #8)
1/4" = 1'-0"

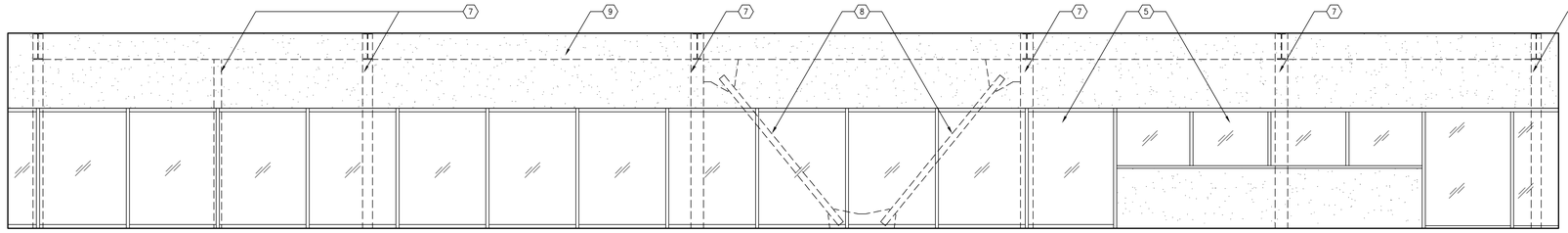

3 (CONTINUE) WARMS SHELL SPACE 3A-31 - INTERIOR ELEVATIONS (DEDUCT ALTERNATE #8)
1/4" = 1'-0"

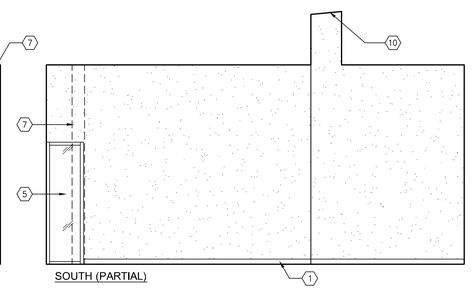

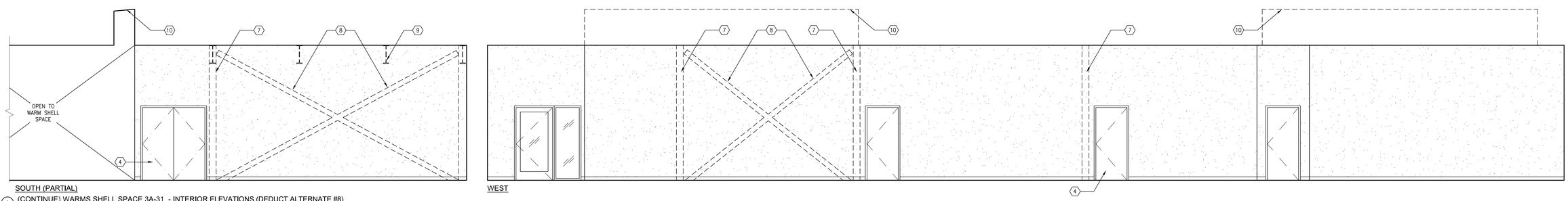

3 (CONTINUE) WARMS SHELL SPACE 3A-31 - INTERIOR ELEVATIONS (DEDUCT ALTERNATE #8)
1/4" = 1'-0"

Revisions	Date
1	07/25/13

CONSULTANTS:

LICENSED ARCHITECT — STEVEN GRIFFITH — NO. C-24897 — REN. 07-31-13 — STATE OF CALIFORNIA

ARCHITECT/ENGINEERS:

HMC Architects
1827 E. Fir Avenue, Studio 103 / Fresno, CA 93720
T 559 322 2444 / www.hmcarchitects.com

Drawing Title: THIRD FLOOR INTERIOR ELEVATIONS

Approved Project Director:

Project Title: BUILDING 24 SEISMIC CORRECTION AND ADDITION

Location: VAMC FRESNO, CA

Date: March 12, 2013 | Checked: BB | Drawn: CLO

Project Number: 570-215

Building Number: 24

Drawing Number: AS808

Dwg. 75 of 176

Office of Construction and Facilities Management

Department of Veterans Affairs

VA FORM 08-6231