

EN-04.03

Exterior Signs

Secondary Directional Post and Stacking Bar

Size

Sign Face:
914 mm H x 1219 mm W
(3' 0" H x 4' 0" W)

Overall Sign Height:
1676 mm (5' 6")

Description

Small, non-illuminated auto oriented 4 to 6 stacking bar directional sign.

Message Configuration

(Refer to construction drawing for dimensions)

Layout A is for the first line of text with an arrow of direction.

Layout B is for message with no arrow which is located immediately under a copy bar with an arrow.

Layout C is for indented text. This is for situations where the message has to run over onto a second copy bar.

Graphic Process

Surface applied white reflective vinyl.

Colors

Text: White
Background: Refer to color chart
Post: Refer to color chart

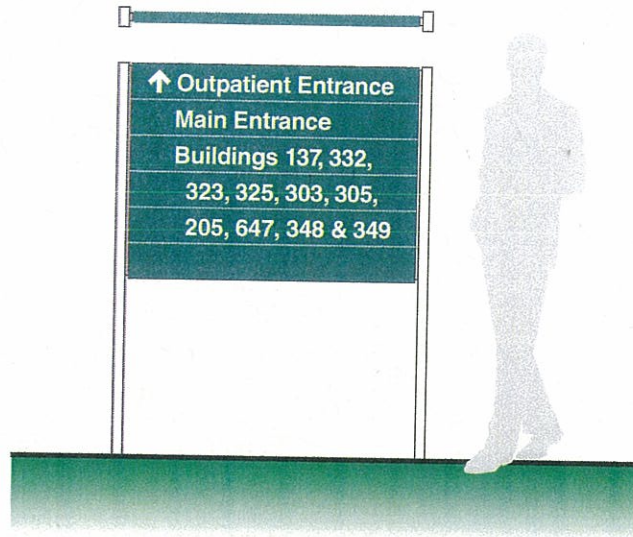
Recommendations

Position sign so drivers have a clear, unobstructed view of the sign.

Directional information for services ahead should always be at the top of the sign.

Always leave a blank copy bar between groups of directional information. This will aid in the ability of the driver to read grouped directional information more quickly.

Generally, configure a sign with at least one blank copy bar at the bottom of the sign. This will aid in the ability of the driver to read the sign. It will also allow for an additional line of text to be added to the sign in the future without having to order another copy bar.



Message Layout A




Message Layout B



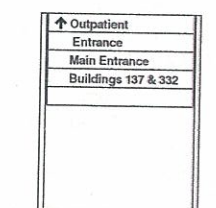
Message Layout C




This layout shows an indentation for a second line of copy



EN-04.03A (6 Bar)



EN-04.03B (5 Bar)



EN-04.03C (4 Bar)