





R.F.I. (REQUEST FOR INFORMATION)			
Project #:	605-327	RFI #:	1
Project Name:	OP Pharmacy Building	Date Requested:	8/6/13
Solicitation No.:	VA262-13-B-0591	Reference:	
Drawing:		Specification Section:	019100
DESCRIPTION OF PROBLEM OR INFORMATION REQUESTED (Please be specific.) Please confirm if the commissioning agent (CxA) costs will be carried by the Owner or the General Contractor. Currently in Section 019100 the following is indicated: "For this construction project, the Department of Veterans Affairs contracts with a Contractor to provide construction services."			
OWNER RESPONSE <div style="border: 1px solid black; padding: 5px;"> Per Section 01 91 00, the VA will engage the CxA under a separate contract to qualify for LEED Enhanced Commissioning Credit. Under this credit, an independent commissioning authority oversees the completion of all commissioning activities. M. Swider (8/12/13) </div> RFI's			
OWNER TRACKING No.:		AMEND No.:	
VA Project Engineer/Manager: <i>Concar</i>		Date: 8-10-13	

R.F.I. (REQUEST FOR INFORMATION)			
Project #:	605-327	RFI #:	2
Project Name:	OP Pharmacy Building	Date Requested:	8/7/2013
Solicitation No.:	VA262-13-B-0591	Reference:	Electric Traction Passenger Elevator
Drawing:		Specification Section:	14 21 00
DESCRIPTION OF PROBLEM OR INFORMATION REQUESTED			
<p>1. Elevator Specifications section 2.3 A. call for a Schindler 400A Gearless Traction Elevator. Please confirm that Approved Equals will be expected and the control systems shall be non-proprietary per Department of Veterans Affairs Design guidelines, page 6. Section 5.A.2.</p> <p>2. Please confirm if building emergency power generator will supply emergency power to the elevator in the event of a power loss to lower the elevator. If not we will provide an emergency battery backup system (TAPS Unit) per section Per specs. 2.2F.9. Automatic Evacuation.</p>			
OWNER RESPONSE			
<div style="border: 1px solid black; padding: 5px;"> <p>1. Concur that basis of design could be replaced by an approved equal.</p> <p>2. Do not provide elevators with emergency power from generator. Only provide TAPS.</p> <p>M. Swider (8/12/13)</p> </div> <p style="text-align: center; margin-top: 20px;"><i>concur</i></p>			
OWNER TRACKING No.:		AMEND No.:	
VA Project Engineer/Manager <i>[Signature]</i>		Date: <i>8-20-13</i>	



R.F.I. (REQUEST FOR INFORMATION)			
Project #:	605-327	RFI #:	3
Project Name:	OP Pharmacy Building	Date Requested:	8/8/13
Solicitation No.:	VA262-13-B-0591	Reference:	
Drawing:		Specification Section:	101400
DESCRIPTION OF PROBLEM OR INFORMATION REQUESTED (Please be specific.) Please provide signage requirement schedule, and also provide exterior signage specs for monument signs and letters shown on detail 6/ Sheet A-031.			
OWNER RESPONSE			
<div style="border: 1px solid black; padding: 5px;"> <p>Provide and install all signage to follow the latest edition of the VA Signage Design Guide, Sections 1 to 14.</p> <p>Provide mechanically-fastened interior room identification signage at locations indicated in the specifications. Refer to Section 9, Interior Signs. Each room ID sign shall be 9" x 9" acrylic sheet with 3/8" corner radii, and 9-1/8" x 9-1/8" clear satin anodized aluminum frame. Room ID sign shall have 3" x 9" tall upper portion with ADA compliant room number, and ADA compliant braille. Room ID sign shall have 6" x 9" tall lower portion with removable type/window which can hold printed copy measuring 5-3/16" x 9" x 1/16".</p> <p>Exterior signage for monument signs and letters on detail 6/A031 shall meet VA Signage Design Guide. Refer to Section 4, Exterior Signs.</p> <p>M. Swider (8/13/13)</p> </div>			
OWNER TRACKING No.:		AMEND No.:	
VA Project Engineer/Manager:  		Date: 	

R.F.I. (REQUEST FOR INFORMATION)			
Project #:	605-327	RFI #:	4
Project Name:	OP Pharmacy Building	Date Requested:	8/12/13
Solicitation No.:	VA262-13-B-0591	Reference:	
Drawing:		Specification Section:	142100
DESCRIPTION OF PROBLEM OR INFORMATION REQUESTED (Please be specific.) Section 14 21 00 Part 2.2 A The basis of design for the Electric Traction Passenger Elevators is the proprietary Schindler 400A Gearless Traction Elevator, machine room less/general purpose. Please confirm if a hole less hydro with a controller of Smart-rise or Elevator Controls or Motion Controls are acceptable, non-proprietary substitutions. These hole-less hydros can satisfy the design specifications, as long as the machine room has a minimum size requirement of 7' by 7'.			
OWNER RESPONSE			
<div style="border: 1px solid black; padding: 5px;"> Concur that basis of design could be replaced by an approved equal. Size of elevator machine room should not be increased. M. Swider (8/13/13) </div>			
OWNER TRACKING No.:		AMEND No.:	
VA Project Engineer/Manager: 		Date: 8-20-13	

R.F.I. (REQUEST FOR INFORMATION)			
Project #:	605-327	RFI #:	5
Project Name:	OP Pharmacy Building	Date Requested:	8/12/13
Solicitation No.:	VA262-13-B-0591	Reference:	
Drawing:		Specification Section:	142100
DESCRIPTION OF PROBLEM OR INFORMATION REQUESTED (Please be specific.) Section 14 21 00 Part 1.11 C Scope calls for periodic examinations by trained employees of the elevator manufacturer/installer. Please define "periodic".			
OWNER RESPONSE			
<div style="border: 1px solid black; padding: 5px;"> Provide examination of each elevator unit bimonthly, for a period of 12-months. M. Swider (8/13/13) </div>			
OWNER TRACKING No.:		AMEND No.:	
VA Project Engineer/Manager: <i>Conrad</i>		Date: <i>8-20-13</i>	

R.F.I. (REQUEST FOR INFORMATION)			
Project #:	605-327	RFI #:	6
Project Name:	OP Pharmacy Building	Date Requested:	8/12/13
Solicitation No.:	VA262-13-B-0591	Reference:	
Drawing:		Specification Section:	142100
DESCRIPTION OF PROBLEM OR INFORMATION REQUESTED (Please be specific.)			
Section 14 21 00 Part 1.1 F Scope asks for built-in remote diagnostic module to relay constant status of the elevator and control system to a 24-hour, 7-days-a-week, central-monitoring facility. Remote monitoring allows the possibility of someone gaining access to make changes to the elevator and reset the elevator without being on site to see what is physically wrong? This could be dangerous. We recommend that this requirement be deleted and that the emergency phone in the elevator go to a 24-hour, 7-days-a-week emergency elevator company.			
OWNER RESPONSE			
<div style="border: 1px solid black; padding: 5px;"> Concur to provide an emergency phone with 24-7 coverage, in lieu of built-in module tied into a central-monitoring facility. M. Swider (8/13/13) </div>			
OWNER TRACKING No.:		AMEND No.:	
VA Project Engineer/Manager: <i>[Signature]</i>		Date: <i>8-20-13</i>	

R.F.I. (REQUEST FOR INFORMATION)			
Project #:	605-327	RFI #:	7
Project Name:	OP Pharmacy Building	Date Requested:	8/16/13
Solicitation No.:	VA262-13-B-0591	Reference:	Telecom
Drawing:	E-510	Specification Section:	27 10 00
DESCRIPTION OF PROBLEM OR INFORMATION REQUESTED (Please be specific.)			
<ol style="list-style-type: none"> 1. Sheet E-510 Note 3 shows Data Server Rack. Is there a preferred rack type & manufacturer? If so, please provide. 2. Specifications do not provide info on cable type (CAT6, plenum), patch panels, etc. Is there a preferred manufacturer for cabling materials? If so, please provide. 3. What is the cable pathway from Room 109 to 2nd floor? 4. Will all 2nd floor workstations be fed to Room 109? 			
OWNER RESPONSE			
Answer: <ol style="list-style-type: none"> 1. Per VA IT department Data Server rack is by VA IT. 2. Unless otherwise noted by VA; provide CAT6, Riser type, match existing hospital patch panels, match existing manufacturer for LV cables. 3. Provide multiple 2"C. to second floor from Room 109. Provide numbers of conduits as required. 4. Confirmed. 			
OWNER TRACKING No.:		AMEND No.:	
VA Project Engineer/Manager: <i>Conner R. West</i>		Date: 08/20/13 <i>8-10-13</i>	

R.F.I. (REQUEST FOR INFORMATION)			
Project #:	605-327	RFI #:	8
Project Name:	OP Pharmacy Building	Date Requested:	8/16/13
Solicitation No.:	VA262-13-B-0591	Reference:	
Drawing:	A-210, A-311, A-431	Specification Section:	084413
DESCRIPTION OF PROBLEM OR INFORMATION REQUESTED (Please be specific.) Reference (A-311 Elevation) The curtainwall windows at Room 101 & 102 as shown on the east elevation (Sheet A-311) are not shown in the Window Schedule on Sheet A431; these curtainwalls have approximate dimensions (as measured on Sheet A-210) of 19'6"w x 10'4"h, 6'w x 10'4"h, 53'6"w x 14'h, and 13'10"w x 14'h What type of Frame is to be used? Please provide elevation details with dimension; the interior elevations on Sheet A512 do not show complete curtainwall system.			
OWNER RESPONSE			
<div style="border: 1px solid black; padding: 5px;"> Refer to sheet A-811 and specification section 08 44 13 "Glazed Aluminum Curtain Walls". M. Swider (8/19/13) </div>			
OWNER TRACKING No.:		AMEND No.:	
VA Project Engineer/Manager: 		Date: 	

R.F.I.

(REQUEST FOR INFORMATION)

Project #:	605-327	RFI #:	9
Project Name:	OP Pharmacy Building	Date Requested:	8/16/13
Solicitation No.:	VA262-13-B-0591	Reference:	General Conditions
Drawing:		Specification Section:	

DESCRIPTION OF PROBLEM OR INFORMATION REQUESTED

1. Will there be a dedicated staging area, in addition to the parking lot surrounding the site?

OWNER RESPONSE

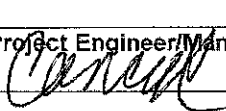
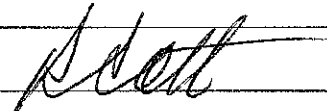
No, there will be no additional dedicated staging area. Refer to temporary contractor construction area on sheet A010.
M. Swider (8/19/13)

OWNER TRACKING No.:

AMEND No.:

VA Project Engineer/Manager:

Date:



(REQUEST FOR INFORMATION)

DESCRIPTION OF PROBLEM OR INFORMATION REQUESTED

Where are site points of connection for temporary power, water, and telephone?

This shall be determined by the VA-LL contracting officer.
M. Swider (8/19/13)

GOOD WITH COR DURING CONSTRUCTION SERVICES

OWNER TRACKING No.:	AMEND No.:
VA Project Engineer/Manager: 	Date: 8-20-13 

R.F.I.

(REQUEST FOR INFORMATION)

Project #:	605-327	RFI #:	11
Project Name:	OP Pharmacy Building	Date Requested:	8/16/13
Solicitation No.:	VA262-13-B-0591	Reference:	General
Drawing:		Specification Section:	


DESCRIPTION OF PROBLEM OR INFORMATION REQUESTED

Is the prime contractor required to provide temporary facilities for VA personnel?

OWNER RESPONSE

No, the contractor shall not provide temporary facilities for VA personnel.

M. Swider (8/19/13)

OWNER TRACKING No.:**AMEND No.:****VA Project Engineer/Manager:****Date:**

R.F.I. (REQUEST FOR INFORMATION)			
Project #:	605-327	RFI #:	12
Project Name:	OP Pharmacy Building	Date Requested:	8/16/13
Solicitation No.:	VA262-13-B-0591	Reference:	General Conditions
Drawing:		Specification Section:	1.1D
DESCRIPTION OF PROBLEM OR INFORMATION REQUESTED			
What is the procedure for obtaining badging as required by the above referenced section?			
OWNER RESPONSE			
<div style="border: 1px solid black; padding: 5px;"> This shall be determined by the VA-LL contracting officer. M. Swider (8/19/13) </div>			
<p style="font-size: 1.2em; font-family: cursive;">FURTHER INSTRUCTIONS WILL BE PROVIDED BY CO DURING N.T.P. ISSUANCE</p>			
OWNER TRACKING No.:		AMEND No.:	
VA Project Engineer/Manager: <i>[Signature]</i>		Date: <i>8-20-13</i>	

(REQUEST FOR INFORMATION)

DESCRIPTION OF PROBLEM OR INFORMATION REQUESTED

OWNER RESPONSE

OWNER TRACKING No.:


VA Project Engineer/Manager:


Date:

Project Engineer/Manager: Cancer Prest

8-20-72

R.F.I. (REQUEST FOR INFORMATION)			
Project #:	605-327	RFI #:	14
Project Name:	OP Pharmacy Building	Date Requested:	8/16/13
Solicitation No.:	VA262-13-B-0591	Reference:	Security Equipment
Drawing:		Specification Section:	Various
DESCRIPTION OF PROBLEM OR INFORMATION REQUESTED			
<p>The plans and specs do not indicate a security control room within the new pharmacy building nor do they give any guidance in regards to what upgrades might be required at the security command post/headend located at the main Hospital. Should we assume that all security equipment is monitored and controlled from the main hospital and that no upgrades are required to that existing equipment?</p>			
OWNER RESPONSE			
<p>Confirmed, Security equipment and devices are monitored and controlled from the Main Hospital.</p>			
OWNER TRACKING No.:		AMEND No.:	
VA Project Engineer/Manager: <i>[Signature]</i>		Date: 08/19/2013 <i>8-20-13</i>	

R.F.I. (REQUEST FOR INFORMATION)			
Project #:	605-327	RFI #:	15
Project Name:	OP Pharmacy Building	Date Requested:	8/16/13
Solicitation No.:	VA262-13-B-0591	Reference:	Security Equipment
Drawing:		Specification Section:	Various
DESCRIPTION OF PROBLEM OR INFORMATION REQUESTED			
<p>If upgrades to the existing security command post/ headend equipment is required, can the client define the specific scope of work including.</p> <ol style="list-style-type: none"> What manufacturer, equipment and software version is currently in use for the access control system? What manufacturer, equipment and software version is currently in use for the closed circuit camera system? Do both systems already have expansion capabilities built in order to interface with the new cameras and access controlled doors being installed in the new Pharmacy building? If work is required at the main Hospital can we visit to review the existing conditions? 			
OWNER RESPONSE			
<p>All new and additional security equipment and devices shall be coordinated and approved by VA Security Department. Any additional control relays and sub-panel shall match existing. Refer to VA Security Department for existing equipment manufacturer and existing software used.</p>			
OWNER TRACKING No.:		AMEND No.:	
VA Project Engineer/Manager: 		Date: 08/19/13 8-20-13	

R.F.I. (REQUEST FOR INFORMATION)			
Project #:	605-327	RFI #:	16
Project Name:	OP Pharmacy Building	Date Requested:	8/16/13
Solicitation No.:	VA262-13-B-0591	Reference:	Security Equipment
Drawing:		Specification Section:	Various
DESCRIPTION OF PROBLEM OR INFORMATION REQUESTED If a remote monitoring or control station is required at the Pharmacy building please define the requirements and define its location.			
OWNER RESPONSE Unless otherwise noted by Owner, None required.			
OWNER TRACKING No.:		AMEND No.:	
VA Project Engineer/Manager: 		Date: 08/19/13 8-20-13	

R.F.I.

(REQUEST FOR INFORMATION)

Project #:	605-327	RFI #:	17
Project Name:	OP Pharmacy Building	Date Requested:	8/16/13
Solicitation No.:	VA262-13-B-0591	Reference:	Security Equipment
Drawing:		Specification Section:	Various

DESCRIPTION OF PROBLEM OR INFORMATION REQUESTED

The plans indicate only fiber optic cable is required from the new OP Pharmacy to the existing Hospital. Please verify that no copper backbone cable is required for voice systems.

OWNER RESPONSE

Unless otherwise noted by VA Project Engineer or COTR, provide fiber optics strand from Main Hospital to Out Patient Pharmacy Building.

OWNER TRACKING No.:**AMEND No.:**

VA Project Engineer/Manager:

Date: ~~08/19/13~~

8-20-13

R.F.I.

(REQUEST FOR INFORMATION)

Project #:	605-327	RFI #:	18
Project Name:	OP Pharmacy Building	Date Requested:	8/16/13
Solicitation No.:	VA262-13-B-0591	Reference:	General
Drawing:		Specification Section:	

DESCRIPTION OF PROBLEM OR INFORMATION REQUESTED

In what form will the answers to the RFI's be returned to the Bidder, by addendum?

OWNER RESPONSE

This shall be determined by the VA-LL contracting officer.
M. Swider (8/19/13)

OWNER TRACKING No.:

AMEND No.:

VA Project Engineer/Manager:

Date:

CONCUR *[Signature]**8-20-13*

(REQUEST FOR INFORMATION)

DESCRIPTION OF PROBLEM OR INFORMATION REQUESTED



Is sprayed on fireproofing required on the structural steel for this project?



Yes it is required.
M. Swider (8/19/13)

VA Project Engineer/Manager:

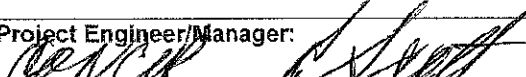
Date:


9-22-13


R.F.I. (REQUEST FOR INFORMATION)			
Project #:	605-327	RFI #:	20
Project Name:	OP Pharmacy Building	Date Requested:	8/16/13
Solicitation No.:	VA262-13-B-0591	Reference:	Stair #1 and #2 Finish
Drawing:	A-711, I-001	Specification Section:	05.5100
DESCRIPTION OF PROBLEM OR INFORMATION REQUESTED			
<p>Detail 14 & 15 on A-711 shows concrete filled metal pan stair treads and landings typ. with epoxy terrazzo poured finish and landings and 3/8" precast terrazzo treads.</p> <p>I-001 Interior Finish Schedule, states RF3 at stairs with Mondo, Style: Bollo extra, rubber sheet and stair tread with riser, color: 1904 deep Blue.</p> <p>Which is correct?</p>			
OWNER RESPONSE			
<div style="border: 1px solid black; padding: 5px;"> Provide concrete-filled metal pan stairs and landings, with RF3 finish. M. Swider (8/19/13) </div>			
OWNER TRACKING No.:		AMEND No.:	
VA Project Engineer/Manager: 		Date: 	

R.F.I. (REQUEST FOR INFORMATION)			
Project #:	605-327	RFI #:	21
Project Name:	OP Pharmacy Building	Date Requested:	8/16/13
Solicitation No.:	VA262-13-B-0591	Reference:	Walk Off Mats
Drawing:	A-210, I-210 & I-001	Specification Section:	12.4813
DESCRIPTION OF PROBLEM OR INFORMATION REQUESTED			
<p>A-210 shows recessed Walk Off Mats at main entrance 101 at inside and outside of main entrance, and also at Stair #2 Exit at inside only.</p> <p>I-210 shows a Walk Off Mat carpet type at entire floor area in entrance 101. Stair #2 exit area is shown as Rubber Flooring.</p> <p>I-001, Lists, Walk Off Mats as C/S Group, Style: Duration, Color: Sandstone 903. (Carpet Type)</p> <p>Which is correct?</p>			
OWNER RESPONSE			
<div style="border: 1px solid black; padding: 5px;"> <p>Provide all three recessed units per sheet A-210. Refer to specification 12.48.13 "Entrance Floor Mats/Grills and Frames" for stainless steel material to be used, and to meet uniform floor load of at least 500-psf. The rest of floor finish in Lobby Room 101 shall be SVT1 to match Waiting Room 102.</p> <p>M. Swider (8/19/13)</p> </div>			
OWNER TRACKING No.:		AMEND No.:	
VA Project Engineer/Manager: 		Date: 	

R.F.I. (REQUEST FOR INFORMATION)			
Project #:	605-327	RFI #:	22
Project Name:	OP Pharmacy Building	Date Requested:	8/16/13
Solicitation No.:	VA262-13-B-0591	Reference:	Light Fixture Type G3
Drawing:	E-320 & E-612	Specification Section:	26.5100
DESCRIPTION OF PROBLEM OR INFORMATION REQUESTED			
<p>E-320 2nd floor lighting plan shows 5 type G3 Light Fixtures at gridline 3 between gridline F & G. These fixtures are not listed on the Light Fixture Schedule on E-612.</p> <p>Please supply Type G3 specification.</p>			
OWNER RESPONSE			
<p>Type G3 shall be the same as type "G", 4 Feet long.</p>			
OWNER TRACKING No.:		AMEND No.:	
VA Project Engineer/Manager: <i>Capwell</i>		Date: 08/19/13 <i>8-20-13</i>	

R.F.I. (REQUEST FOR INFORMATION)			
Project #:	605-327	RFI #:	23
Project Name:	OP Pharmacy Building	Date Requested:	8/16/13
Solicitation No.:	VA262-13-B-0591	Reference:	Brick Paving
Drawing:		Specification Section:	32.1416
DESCRIPTION OF PROBLEM OR INFORMATION REQUESTED			
<p>A Brick Paving Spec is included in the specs but there is no reference to brick paving found on the drawings.</p> <p>Do we have any brick paving on this project?</p>			
OWNER RESPONSE			
<div style="border: 1px solid black; padding: 5px;"> <p>There is no brick paving on this project. M. Swider (8/19/13)</p> </div>			
OWNER TRACKING No.:		AMEND No.:	
VA Project Engineer/Manager: 		Date: 8-20-13	

R.F.I. (REQUEST FOR INFORMATION)			
Project #:	605-327	RFI #:	24
Project Name:	OP Pharmacy Building	Date Requested:	8/16/13
Solicitation No.:	VA262-13-B-0591	Reference:	SCE POC
Drawing:	C-411 & E-010	Specification Section:	26.0541
DESCRIPTION OF PROBLEM OR INFORMATION REQUESTED			
<p>On C-411 the SCE POC is shown as a pole at the NW.</p> <p>On E-010 the ECS POC is shown as a manhole at the NE.</p> <p>Which POC is to be used for the SCE feed?</p>			
OWNER RESPONSE			
<p>Please see revised plans E-010 dated 08-16-13 for Utility power POC.</p>			
OWNER TRACKING No.:		AMEND No.:	
VA Project Engineer/Manager: 		Date: 08/19/2013 8-30-13	

R.F.I. (REQUEST FOR INFORMATION)			
Project #:	605-327	RFI #:	25
Project Name:	OP Pharmacy Building	Date Requested:	8/16/13
Solicitation No.:	VA262-13-B-0591	Reference:	Fire Alarm
Drawing:		Specification Section:	28 31 00
DESCRIPTION OF PROBLEM OR INFORMATION REQUESTED			
<p>V.A Loma Linda construction standard (Document VA262-13-B) under fire Protection sec FP.3 states "Verify capacity of existing fire detection and fire alarm system. Expand as necessary."</p> <p>1) Please verify existing main building fire alarm system equipment.</p>			
OWNER RESPONSE			
<p>Existing Fire Alarm system manufacturer is Siemens.</p> <p>Since Out Patient Pharmacy is designed concurrent with other VA projects, the Fire alarm System capacity shall be verified in the field during start of construction and expand FACP capacity as needed.</p>			
OWNER TRACKING No.:		AMEND No.:	
VA Project Engineer/Manager: 		Date: 08/19/13 