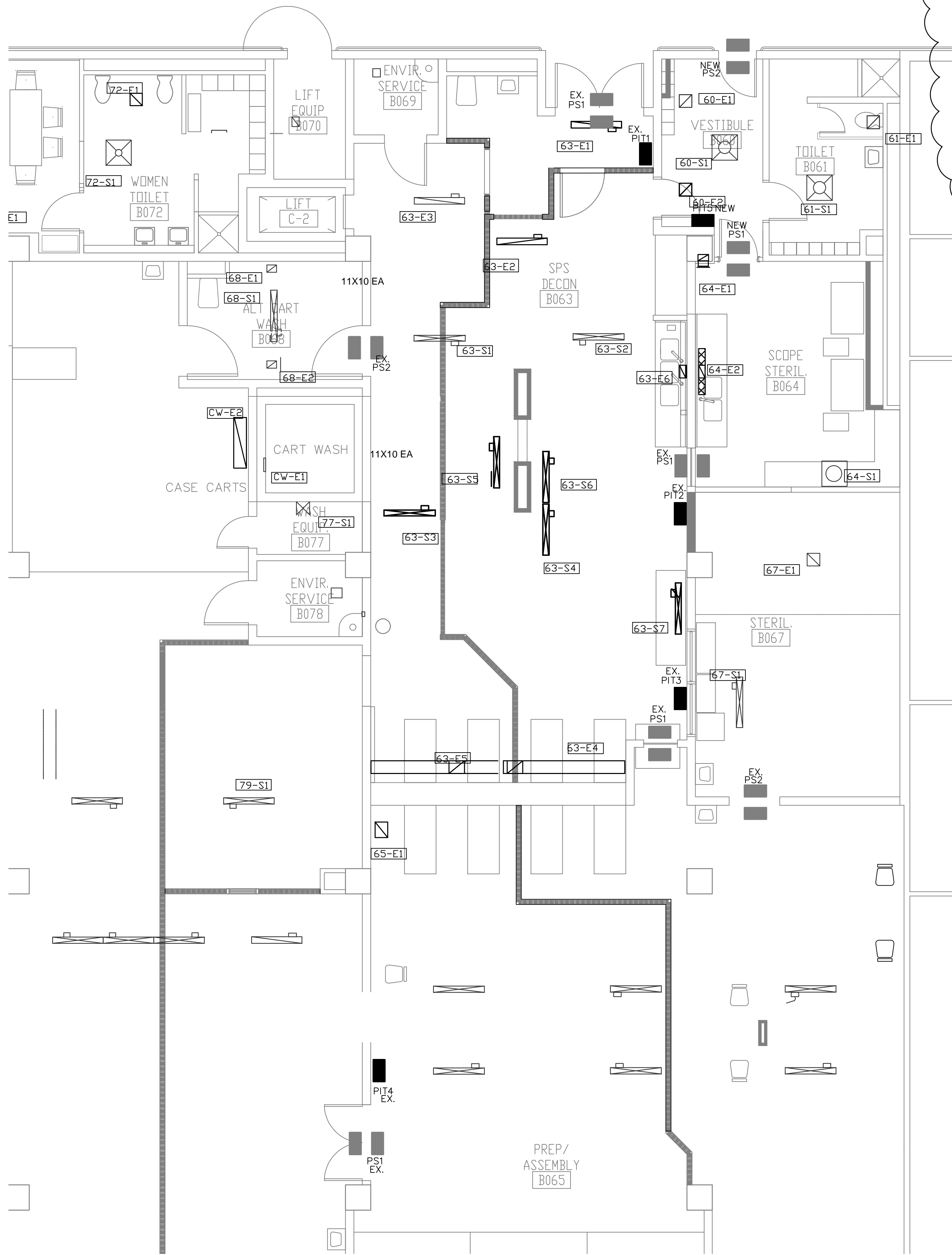


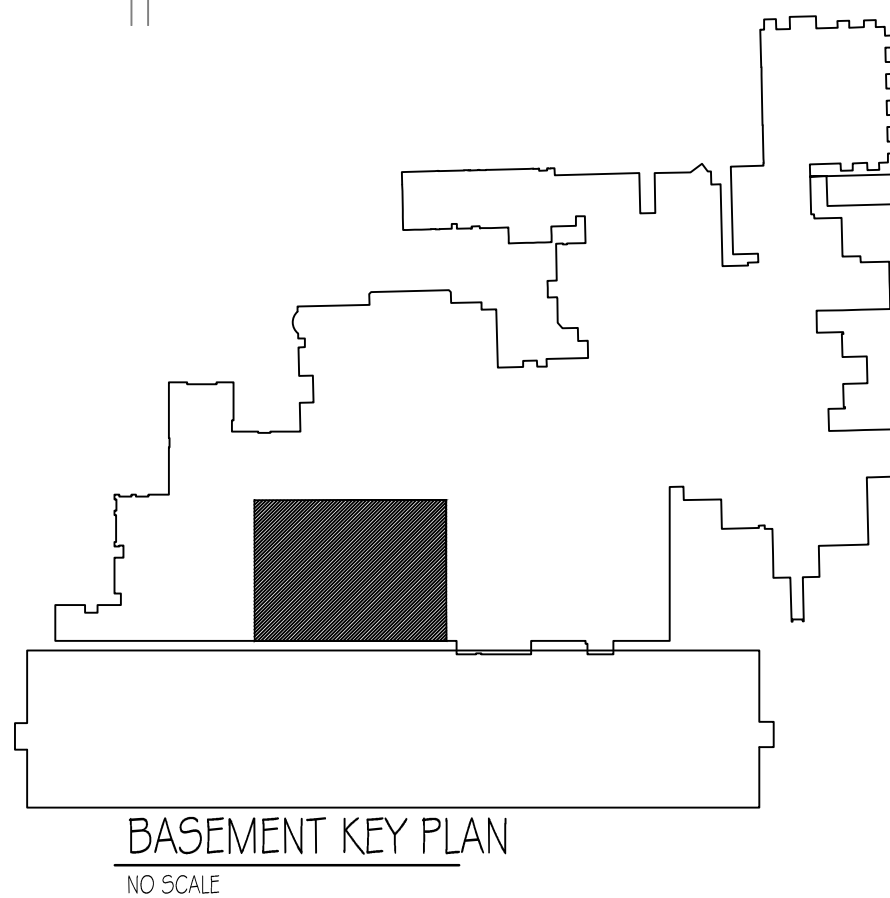
three inches = one foot  
one and one half inches = one foot  
one inch = one foot  
three quarters inch = one foot  
one half inch = one foot  
three eighths inch = one foot  
one quarter inch = one foot  
one eighth inch = one foot



ENLARGED  
MECHANICAL BALANCING  
PHASING PLAN - PHASE 1  
SCALE: 3/16" = 1'-0"




ENLARGED  
MECHANICAL BALANCING  
PHASING PLAN - PHASE 2  
SCALE: 3/16" = 1'-0"



- GENERAL NOTES:
1. WORK THIS DRAWING WITH MH-600 AND MH-601
  2. IT IS THE CONTRACTOR'S RESPONSIBILITY TO VERIFY AND MAINTAIN PROPER AIR BALANCING THROUGH OUT THE ENTIRE PROJECT AFTER EACH PHASE.
  3. CONTRACTOR TO TEST AND BALANCE COMPLETE SPS BEFORE START OF PHASE 1 AND AFTER COMPLETION OF PHASE 3. SEE ARCHITECTURAL PLANS AND MH-403.

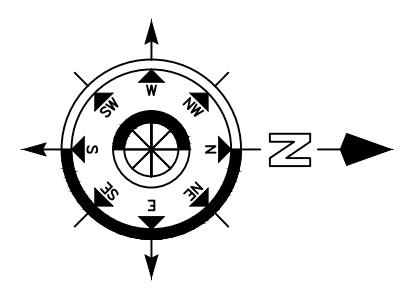
35% SD SUBMITTAL	1/11/4/2012
35% SD REVISION 1	1/18/2012
65% DD SUBMITTAL	12/20/2012
35% CD SUBMITTAL	01/30/2013
100% CD SUBMITTAL	02/27/2013
BIDDING DOCUMENTS	06/10/2013
AMENDMENT 2	8-2-2013
Revisions:	Date



Dept. of Veterans Affairs  
Richard L. Roudebush  
VA Medical Center  
1481 W. 10th Street  
Indianapolis, IN 46202

CERTIFIED BY:

NORTH REFERENCE



ARCHITECT/ENGINEERS:

9245 Calumet Ave., Suite 205,  
Munster, IN 46321  
(219) 836-2120 Fax (219) 836-1129



Drawing Title  
MECHANICAL ENLARGED BALANCING PLANS  
PHASE 1 AND 2

PROJECT ENGINEER  
John Flwowski

SCALE

Project Title  
RENOVATE SPS

Location  
BASEMENT A-WING

Date  
6/10/2013

Project Number  
583-12-107

Building Number  
1

Drawing Number  
MH402

3FY12  
33 of 55

BIDDING DOCUMENTS  
FULLY SPRINKLERED

Engineering  
and Facilities  
Management  
Services

