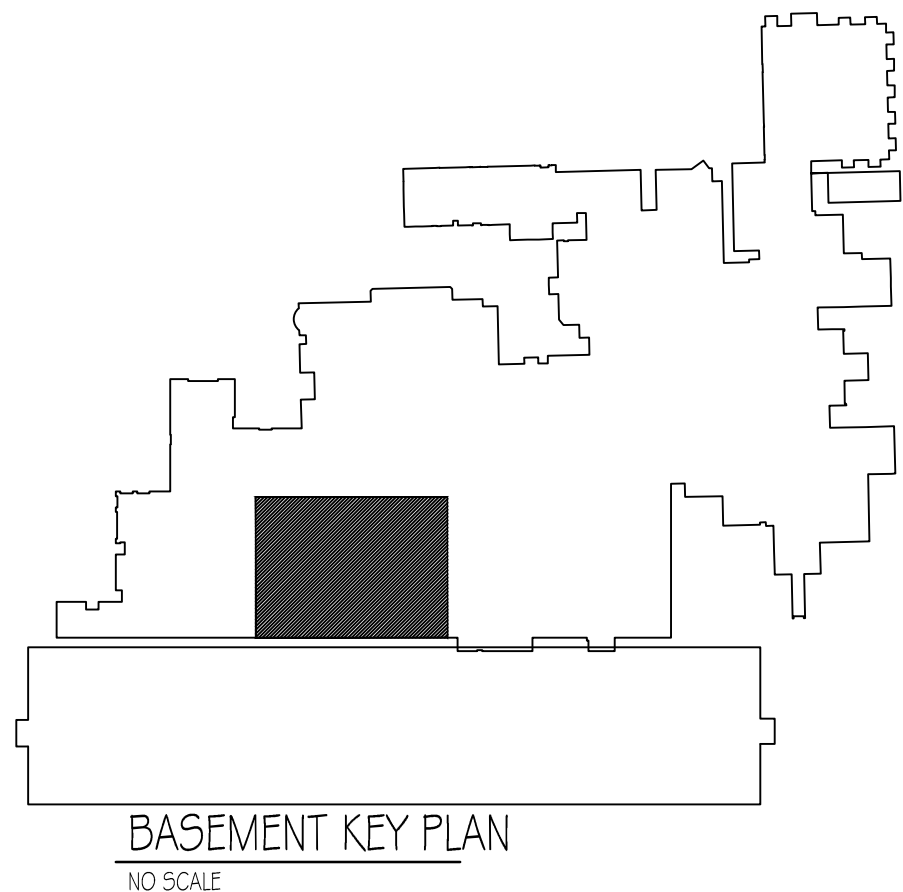


three inches = one foot
one and one half inches = one foot
one inch = one foot
three quarters inch = one foot
one half inch = one foot
three eighths inch = one foot
one quarter inch = one foot
one eighth inch = one foot
one sixteenth inch = one foot


- GENERAL NOTES:
1. WORK THIS DRAWING WITH MH-600 AND MH-601
 2. IT IS THE CONTRACTOR'S RESPONSIBILITY TO VERIFY AND MAINTAIN PROPER AIR BALANCING THROUGH OUT THE ENTIRE PROJECT AFTER EACH PHASE.
 3. CONTRACTOR TO TEST AND BALANCE COMPLETE SPS BEFORE START OF PHASE 1 AND AFTER COMPLETION OF PHASE 3. SEE ARCHITECTURAL PLANS AND MH-402.



ENLARGED
MECHANICAL BALANCING
PHASING PLAN - PHASE 3
SCALE: 3/16" = 1'-0"



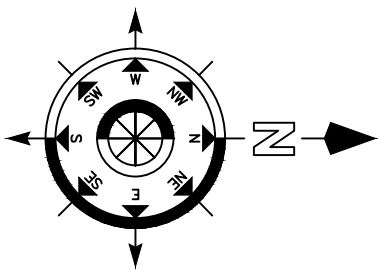
35% SD SUBMITTAL	1/11/4/2012
35% SD REVISION 1	1/12/6/2012
65% DD SUBMITTAL	12/20/2012
35% CD SUBMITTAL	01/30/2013
100% CD SUBMITTAL	02/27/2013
BIDDING DOCUMENTS	06/10/2013
AMENDMENT 2	8-2-2013
Revisions:	Date



Dept. of Veterans Affairs
Richard L. Roudebush
VA Medical Center
1481 W. 10th Street
Indianapolis, In 46202

CERTIFIED BY:

NORTH REFERENCE



ARCHITECT/ENGINEERS:

9245 Calumet Ave. Suite 205,
Munster, IN 46321
(219) 836-2120 Fax (219) 836-1129



Drawing Title
MECHANICAL ENLARGED BALANCING PLANS
PHASE 3

PROJECT ENGINEER
John Flaworski

SCALE

Approved Engineering Chief

Approved Service Chief

Project Title
RENOVATE SPS

Location
BASEMENT A-WING

Date
6/10/2013

Checked
AMH

Drawn
DS

Project Number
583-12-107

Building Number
1

Drawing Number
MH403

3FY12
34 of 55

BIDDING DOCUMENTS
FULLY SPRINKLERED

Engineering
and Facilities
Management
Services

