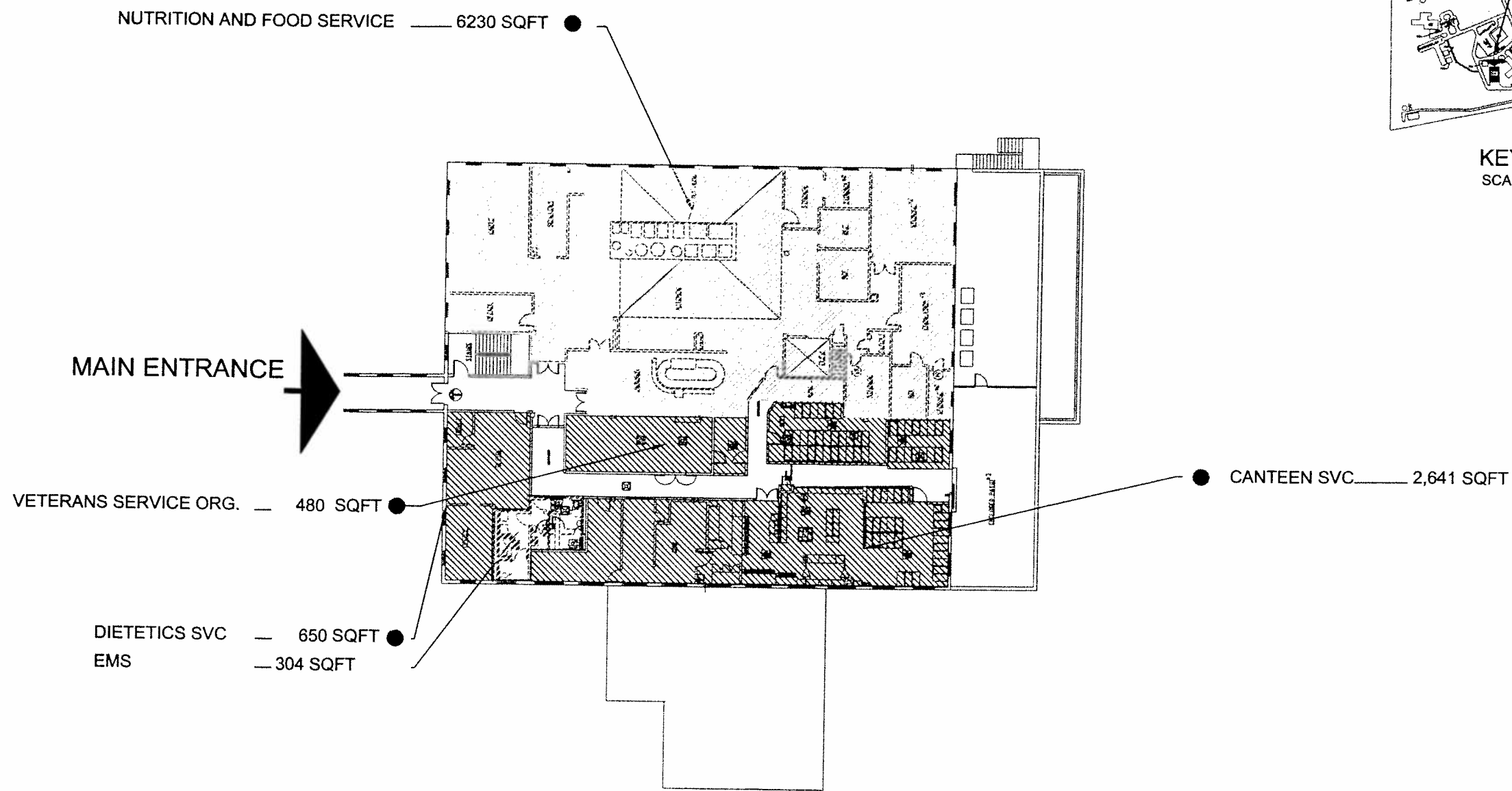
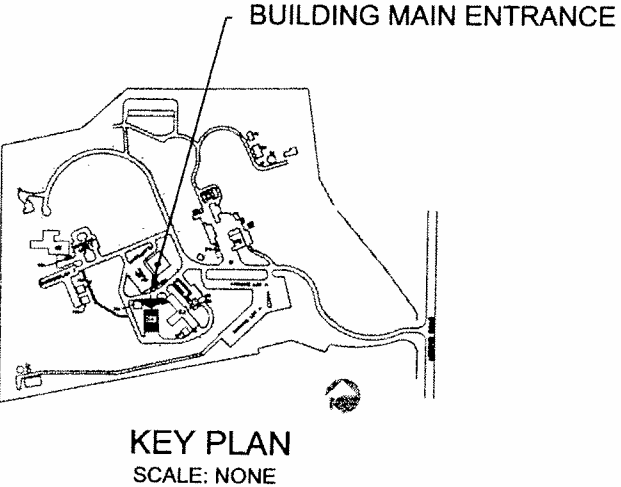



**BUILDING 64 - FIRST FLOOR PLAN**  
SCALE: 1/32" = 1'-0"

VETERANS AFFAIRS PALO ALTO HEALTH CARE SYSTEM STATION 640, PALO ALTO, CA. 94304	DIVISION	BUILDING <b>LVD</b>	FLOOR/WING 64	FIRST FLOOR	REVISION _____ DATE _____
					SCALE: 1"=32'-0" DATE 9/29/00
					SHEET 9 OF 17



**BUILDING 64 - SECOND FLOOR PLAN**  
 SCALE: 1/32" = 1'-0"



	<b>VETERANS AFFAIRS PALO ALTO</b> <b>HEALTH CARE SYSTEM</b> STATION 640, PALO ALTO, CA. 94304		<b>CARES SPACE/FUNCTIONAL SURVEY</b>		REVISION _____ DATE _____
	<b>LVD</b> DIVISION		BUILDING <b>64</b> FLOOR/WING <b>SECOND FLOOR</b>		SCALE: 1"=32'-0" SHEET <b>10</b> OF <b>17</b>
	STATION 640, PALO ALTO, CA. 94304		DATE <b>9/23/00</b>		DATE <b>9/23/00</b>

NURSING SERVICE...176 GSFT ●

NHCU.....2,614 GSFT ●

IRMS.....90 GSFT ●

ENGINEERING.....90 GSFT ●

NHCU.....5,846 GSFT ●

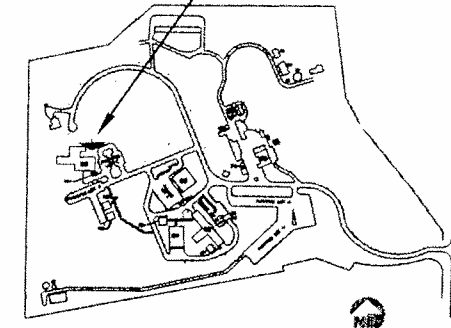
IRMS.....44 GSFT ●

PMRS.....1,886 GSFT ○

EMS.....189 GSFT ○

RECREATION.....1,363 GSFT ○

BUILDING MAIN ENTRANCE



KEY PLAN  
SCALE: NONE

● NHCU.....2,594 GSFT  
● ENGINEERING...180 GSFT  
● NURSING.....95 GSFT  
● NHCU.....488 GSFT

MAIN ENTRANCE

● DENTAL.....253 GSFT  
● NURSING.....750 GSFT  
○ EMS.....680 GSFT  
● ENGINEERING...357 GSFT

● DIETETICS.....152 GSFT  
● DIETETICS.....625 GSFT  
○ EMS.....180 GSFT  
● DIETETICS.....90 GSFT  
○ NHCU.....1,760 GSFT

## BUILDING 90 - FIRST FLOOR PLAN

Scale: 1/32" = 1'-0"

REVISION \_\_\_\_\_ DATE \_\_\_\_\_

SCALE: 1"=32'-0" DATE 9/29/00

SHEET 14 OF 17

### CARES SPACE/FUNCTIONAL SURVEY

BUILDING 90  
FLOOR/WING 1

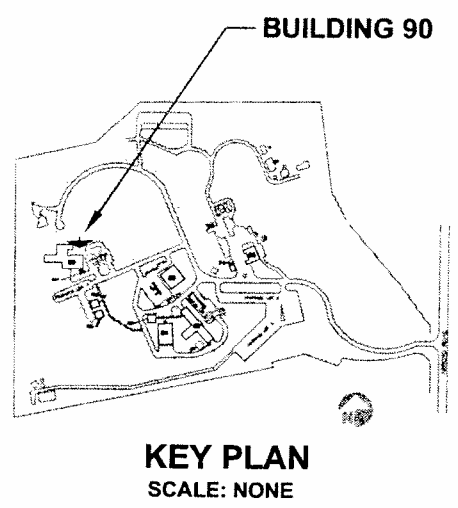
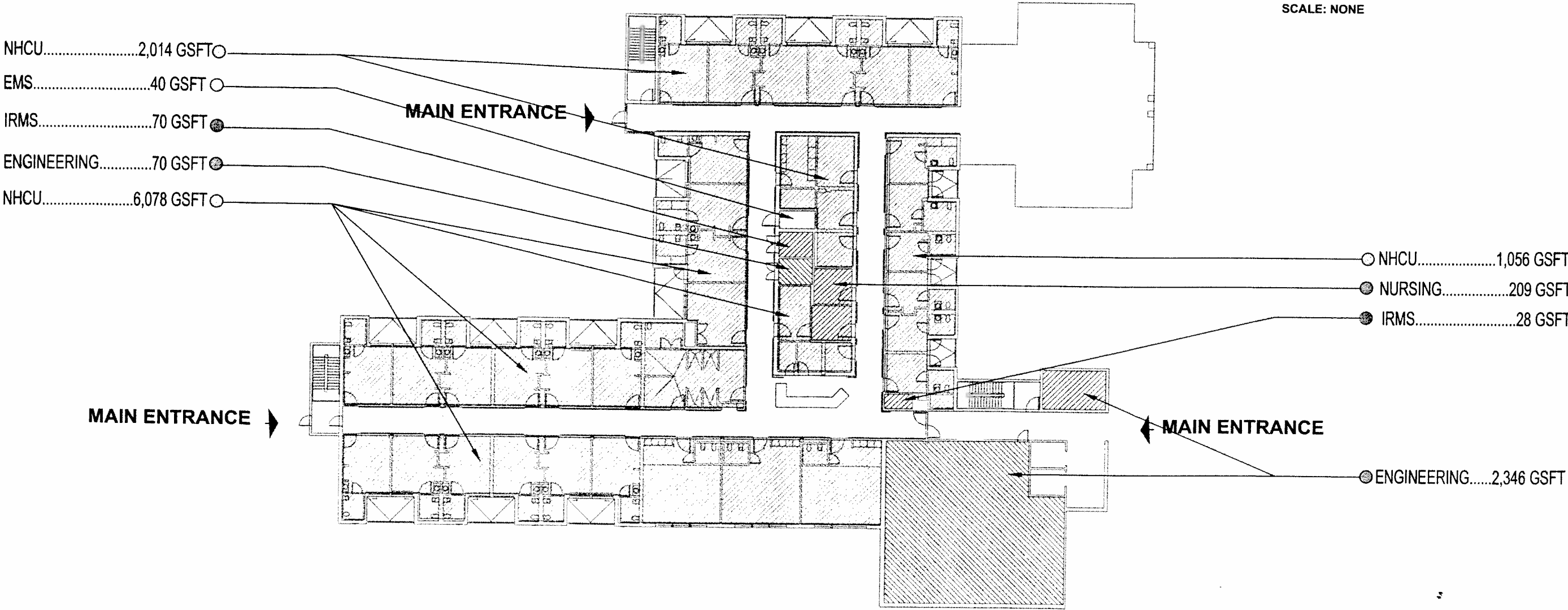
**LVD**

DIVISION

### VETERANS AFFAIRS PALO ALTO HEALTH CARE SYSTEM

STATION 640, PALO ALTO, CA. 94304





	VETERANS AFFAIRS PALO ALTO HEALTH CARE SYSTEM STATION 640, PALO ALTO, CA. 94304		CARES SPACE/FUNCTIONAL SURVEY		REVISION _____ DATE _____
	DIVISION <b>LVD</b>		BUILDING <b>90</b> FLOOR/WING <b>2</b>		SCALE: 1"=32'-0"
					SHEET <b>15</b> OF <b>17</b> DATE 9/29/99